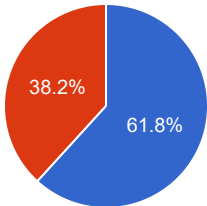
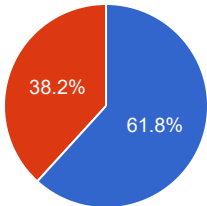
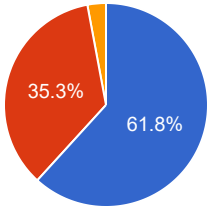
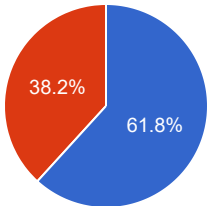
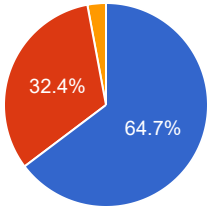
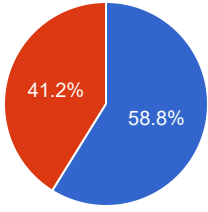
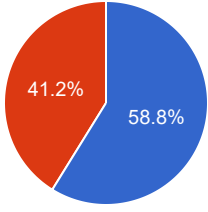
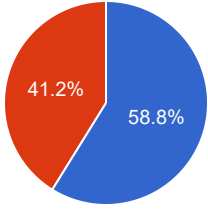
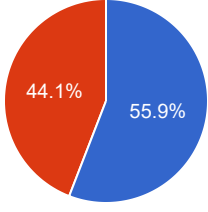
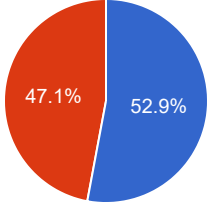
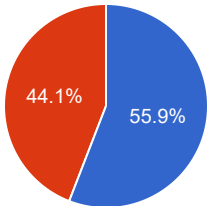
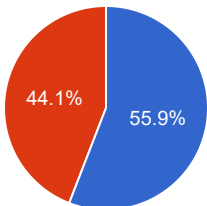
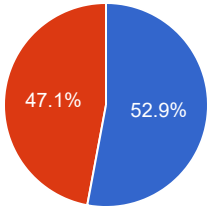
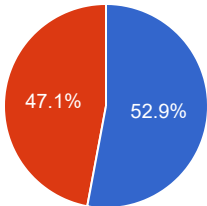
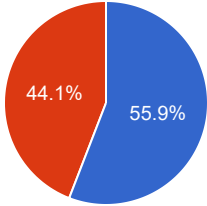


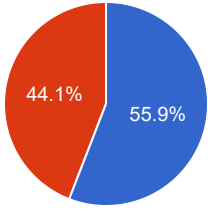
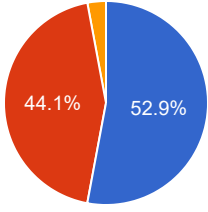
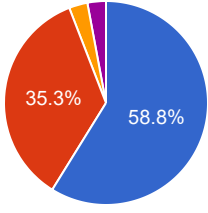
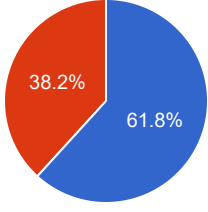
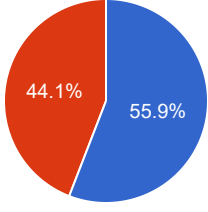
Course Evaluation - Program: 0254

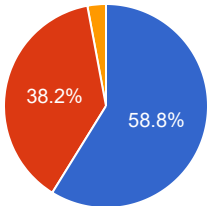
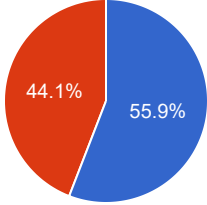
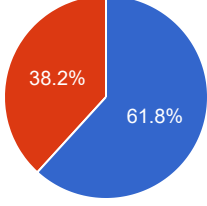
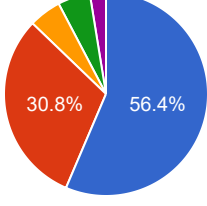
Teacher Name: MUHAMMAD IMAD		Course ID: CT-207(L) Course Title: Mechanics of Solid		Session: 2018 Fall																			
Shift: Weekend -- Section:		Total Strength: 53		Attempted: 46																			
S.No	Question	Opinions			Chart																		
1	The course objectives were clear	<table border="1"> <thead> <tr> <th>Choice</th> <th>Number</th> <th>Percentage</th> </tr> </thead> <tbody> <tr> <td>Strongly Agree</td> <td>22</td> <td>47.83%</td> </tr> <tr> <td>Agree</td> <td>12</td> <td>26.09%</td> </tr> <tr> <td>Uncertain</td> <td>0</td> <td>0%</td> </tr> <tr> <td>Disagree</td> <td>0</td> <td>0%</td> </tr> <tr> <td>Strongly Disagree</td> <td>0</td> <td>0%</td> </tr> </tbody> </table>	Choice	Number	Percentage	Strongly Agree	22	47.83%	Agree	12	26.09%	Uncertain	0	0%	Disagree	0	0%	Strongly Disagree	0	0%	<p>A pie chart showing the distribution of responses for the question 'The course objectives were clear'. The chart is divided into two segments: a blue segment representing 'Strongly Agree' at 64.7% and a red segment representing 'Agree' at 35.3%. A legend to the right of the chart shows a blue circle for 'Stron...' and a red circle for 'Agree'.</p>		
Choice	Number	Percentage																					
Strongly Agree	22	47.83%																					
Agree	12	26.09%																					
Uncertain	0	0%																					
Disagree	0	0%																					
Strongly Disagree	0	0%																					
2	The Course workload was manageable	<table border="1"> <thead> <tr> <th>Choice</th> <th>Number</th> <th>Percentage</th> </tr> </thead> <tbody> <tr> <td>Strongly Agree</td> <td>21</td> <td>45.65%</td> </tr> <tr> <td>Agree</td> <td>13</td> <td>28.26%</td> </tr> <tr> <td>Uncertain</td> <td>0</td> <td>0%</td> </tr> <tr> <td>Disagree</td> <td>0</td> <td>0%</td> </tr> <tr> <td>Strongly Disagree</td> <td>0</td> <td>0%</td> </tr> </tbody> </table>	Choice	Number	Percentage	Strongly Agree	21	45.65%	Agree	13	28.26%	Uncertain	0	0%	Disagree	0	0%	Strongly Disagree	0	0%	<p>A pie chart showing the distribution of responses for the question 'The Course workload was manageable'. The chart is divided into two segments: a blue segment representing 'Strongly Agree' at 61.8% and a red segment representing 'Agree' at 38.2%. A legend to the right of the chart shows a blue circle for 'Stron...' and a red circle for 'Agree'.</p>		
Choice	Number	Percentage																					
Strongly Agree	21	45.65%																					
Agree	13	28.26%																					
Uncertain	0	0%																					
Disagree	0	0%																					
Strongly Disagree	0	0%																					
3	The Course was well organized (e.g. timely access to materials, notification of changes, etc.)	<table border="1"> <thead> <tr> <th>Choice</th> <th>Number</th> <th>Percentage</th> </tr> </thead> <tbody> <tr> <td>Strongly Agree</td> <td>21</td> <td>45.65%</td> </tr> <tr> <td>Agree</td> <td>13</td> <td>28.26%</td> </tr> <tr> <td>Uncertain</td> <td>0</td> <td>0%</td> </tr> <tr> <td>Disagree</td> <td>0</td> <td>0%</td> </tr> <tr> <td>Strongly Disagree</td> <td>0</td> <td>0%</td> </tr> </tbody> </table>	Choice	Number	Percentage	Strongly Agree	21	45.65%	Agree	13	28.26%	Uncertain	0	0%	Disagree	0	0%	Strongly Disagree	0	0%	<p>A pie chart showing the distribution of responses for the question 'The Course was well organized (e.g. timely access to materials, notification of changes, etc.)'. The chart is divided into two segments: a blue segment representing 'Strongly Agree' at 61.8% and a red segment representing 'Agree' at 38.2%. A legend to the right of the chart shows a blue circle for 'Stron...' and a red circle for 'Agree'.</p>		
Choice	Number	Percentage																					
Strongly Agree	21	45.65%																					
Agree	13	28.26%																					
Uncertain	0	0%																					
Disagree	0	0%																					
Strongly Disagree	0	0%																					
4	I participated actively in the Course	<table border="1"> <thead> <tr> <th>Choice</th> <th>Number</th> <th>Percentage</th> </tr> </thead> <tbody> <tr> <td>Strongly Agree</td> <td>21</td> <td>45.65%</td> </tr> <tr> <td>Agree</td> <td>13</td> <td>28.26%</td> </tr> <tr> <td>Uncertain</td> <td>0</td> <td>0%</td> </tr> <tr> <td>Disagree</td> <td>0</td> <td>0%</td> </tr> <tr> <td>Strongly Disagree</td> <td>0</td> <td>0%</td> </tr> </tbody> </table>	Choice	Number	Percentage	Strongly Agree	21	45.65%	Agree	13	28.26%	Uncertain	0	0%	Disagree	0	0%	Strongly Disagree	0	0%	<p>A pie chart showing the distribution of responses for the question 'I participated actively in the Course'. The chart is divided into two segments: a blue segment representing 'Strongly Agree' at 61.8% and a red segment representing 'Agree' at 38.2%. A legend to the right of the chart shows a blue circle for 'Stron...' and a red circle for 'Agree'.</p>		
Choice	Number	Percentage																					
Strongly Agree	21	45.65%																					
Agree	13	28.26%																					
Uncertain	0	0%																					
Disagree	0	0%																					
Strongly Disagree	0	0%																					

5	I think I have made progress in this Course	<table border="1"> <thead> <tr> <th>Choice</th> <th>Number</th> <th>Percentage</th> </tr> </thead> <tbody> <tr> <td>Strongly Agree</td> <td>21</td> <td>45.65%</td> </tr> <tr> <td>Agree</td> <td>13</td> <td>28.26%</td> </tr> <tr> <td>Uncertain</td> <td>0</td> <td>0%</td> </tr> <tr> <td>Disagree</td> <td>0</td> <td>0%</td> </tr> <tr> <td>Strongly Disagree</td> <td>0</td> <td>0%</td> </tr> </tbody> </table>	Choice	Number	Percentage	Strongly Agree	21	45.65%	Agree	13	28.26%	Uncertain	0	0%	Disagree	0	0%	Strongly Disagree	0	0%	 <p> ● Stron... ● Agree </p>
Choice	Number	Percentage																			
Strongly Agree	21	45.65%																			
Agree	13	28.26%																			
Uncertain	0	0%																			
Disagree	0	0%																			
Strongly Disagree	0	0%																			
6	I think the Course was well structured to achieve the learning outcomes (there was a good balance of lectures, tutorials, practical etc.)	<table border="1"> <thead> <tr> <th>Choice</th> <th>Number</th> <th>Percentage</th> </tr> </thead> <tbody> <tr> <td>Strongly Agree</td> <td>21</td> <td>45.65%</td> </tr> <tr> <td>Agree</td> <td>13</td> <td>28.26%</td> </tr> <tr> <td>Uncertain</td> <td>0</td> <td>0%</td> </tr> <tr> <td>Disagree</td> <td>0</td> <td>0%</td> </tr> <tr> <td>Strongly Disagree</td> <td>0</td> <td>0%</td> </tr> </tbody> </table>	Choice	Number	Percentage	Strongly Agree	21	45.65%	Agree	13	28.26%	Uncertain	0	0%	Disagree	0	0%	Strongly Disagree	0	0%	 <p> ● Stron... ● Agree </p>
Choice	Number	Percentage																			
Strongly Agree	21	45.65%																			
Agree	13	28.26%																			
Uncertain	0	0%																			
Disagree	0	0%																			
Strongly Disagree	0	0%																			
7	The learning and teaching methods encouraged participation	<table border="1"> <thead> <tr> <th>Choice</th> <th>Number</th> <th>Percentage</th> </tr> </thead> <tbody> <tr> <td>Strongly Agree</td> <td>21</td> <td>45.65%</td> </tr> <tr> <td>Agree</td> <td>12</td> <td>26.09%</td> </tr> <tr> <td>Uncertain</td> <td>1</td> <td>2.17%</td> </tr> <tr> <td>Disagree</td> <td>0</td> <td>0%</td> </tr> <tr> <td>Strongly Disagree</td> <td>0</td> <td>0%</td> </tr> </tbody> </table>	Choice	Number	Percentage	Strongly Agree	21	45.65%	Agree	12	26.09%	Uncertain	1	2.17%	Disagree	0	0%	Strongly Disagree	0	0%	 <p> ● Stron... ● Agree ● Unce... </p>
Choice	Number	Percentage																			
Strongly Agree	21	45.65%																			
Agree	12	26.09%																			
Uncertain	1	2.17%																			
Disagree	0	0%																			
Strongly Disagree	0	0%																			
8	The overall environment in the class was conducive to learning	<table border="1"> <thead> <tr> <th>Choice</th> <th>Number</th> <th>Percentage</th> </tr> </thead> <tbody> <tr> <td>Strongly Agree</td> <td>21</td> <td>45.65%</td> </tr> <tr> <td>Agree</td> <td>13</td> <td>28.26%</td> </tr> <tr> <td>Uncertain</td> <td>0</td> <td>0%</td> </tr> <tr> <td>Disagree</td> <td>0</td> <td>0%</td> </tr> <tr> <td>Strongly Disagree</td> <td>0</td> <td>0%</td> </tr> </tbody> </table>	Choice	Number	Percentage	Strongly Agree	21	45.65%	Agree	13	28.26%	Uncertain	0	0%	Disagree	0	0%	Strongly Disagree	0	0%	 <p> ● Stron... ● Agree </p>
Choice	Number	Percentage																			
Strongly Agree	21	45.65%																			
Agree	13	28.26%																			
Uncertain	0	0%																			
Disagree	0	0%																			
Strongly Disagree	0	0%																			
9	Classrooms were satisfactory	<table border="1"> <thead> <tr> <th>Choice</th> <th>Number</th> <th>Percentage</th> </tr> </thead> <tbody> <tr> <td>Strongly Agree</td> <td>22</td> <td>47.83%</td> </tr> <tr> <td>Agree</td> <td>11</td> <td>23.91%</td> </tr> <tr> <td>Uncertain</td> <td>1</td> <td>2.17%</td> </tr> <tr> <td>Disagree</td> <td>0</td> <td>0%</td> </tr> <tr> <td>Strongly Disagree</td> <td>0</td> <td>0%</td> </tr> </tbody> </table>	Choice	Number	Percentage	Strongly Agree	22	47.83%	Agree	11	23.91%	Uncertain	1	2.17%	Disagree	0	0%	Strongly Disagree	0	0%	 <p> ● Stron... ● Agree ● Unce... </p>
Choice	Number	Percentage																			
Strongly Agree	22	47.83%																			
Agree	11	23.91%																			
Uncertain	1	2.17%																			
Disagree	0	0%																			
Strongly Disagree	0	0%																			

10	Learning materials (Lesson Plans, Course Notes etc.) were relevant and useful	<table border="1"> <thead> <tr> <th>Choice</th> <th>Number</th> <th>Percentage</th> </tr> </thead> <tbody> <tr> <td>Strongly Agree</td> <td>20</td> <td>43.48%</td> </tr> <tr> <td>Agree</td> <td>14</td> <td>30.43%</td> </tr> <tr> <td>Uncertain</td> <td>0</td> <td>0%</td> </tr> <tr> <td>Disagree</td> <td>0</td> <td>0%</td> </tr> <tr> <td>Strongly Disagree</td> <td>0</td> <td>0%</td> </tr> </tbody> </table>	Choice	Number	Percentage	Strongly Agree	20	43.48%	Agree	14	30.43%	Uncertain	0	0%	Disagree	0	0%	Strongly Disagree	0	0%	 <p>● Stron... ● Agree</p>
Choice	Number	Percentage																			
Strongly Agree	20	43.48%																			
Agree	14	30.43%																			
Uncertain	0	0%																			
Disagree	0	0%																			
Strongly Disagree	0	0%																			
11	Recommended reading Books etc. were relevant and appropriate	<table border="1"> <thead> <tr> <th>Choice</th> <th>Number</th> <th>Percentage</th> </tr> </thead> <tbody> <tr> <td>Strongly Agree</td> <td>20</td> <td>43.48%</td> </tr> <tr> <td>Agree</td> <td>14</td> <td>30.43%</td> </tr> <tr> <td>Uncertain</td> <td>0</td> <td>0%</td> </tr> <tr> <td>Disagree</td> <td>0</td> <td>0%</td> </tr> <tr> <td>Strongly Disagree</td> <td>0</td> <td>0%</td> </tr> </tbody> </table>	Choice	Number	Percentage	Strongly Agree	20	43.48%	Agree	14	30.43%	Uncertain	0	0%	Disagree	0	0%	Strongly Disagree	0	0%	 <p>● Stron... ● Agree</p>
Choice	Number	Percentage																			
Strongly Agree	20	43.48%																			
Agree	14	30.43%																			
Uncertain	0	0%																			
Disagree	0	0%																			
Strongly Disagree	0	0%																			
12	The provision of learning resources in the library was adequate and appropriate	<table border="1"> <thead> <tr> <th>Choice</th> <th>Number</th> <th>Percentage</th> </tr> </thead> <tbody> <tr> <td>Strongly Agree</td> <td>20</td> <td>43.48%</td> </tr> <tr> <td>Agree</td> <td>14</td> <td>30.43%</td> </tr> <tr> <td>Uncertain</td> <td>0</td> <td>0%</td> </tr> <tr> <td>Disagree</td> <td>0</td> <td>0%</td> </tr> <tr> <td>Strongly Disagree</td> <td>0</td> <td>0%</td> </tr> </tbody> </table>	Choice	Number	Percentage	Strongly Agree	20	43.48%	Agree	14	30.43%	Uncertain	0	0%	Disagree	0	0%	Strongly Disagree	0	0%	 <p>● Stron... ● Agree</p>
Choice	Number	Percentage																			
Strongly Agree	20	43.48%																			
Agree	14	30.43%																			
Uncertain	0	0%																			
Disagree	0	0%																			
Strongly Disagree	0	0%																			
13	The provision of learning resources on the Web was adequate and appropriate (if relevant)	<table border="1"> <thead> <tr> <th>Choice</th> <th>Number</th> <th>Percentage</th> </tr> </thead> <tbody> <tr> <td>Strongly Agree</td> <td>19</td> <td>41.3%</td> </tr> <tr> <td>Agree</td> <td>15</td> <td>32.61%</td> </tr> <tr> <td>Uncertain</td> <td>0</td> <td>0%</td> </tr> <tr> <td>Disagree</td> <td>0</td> <td>0%</td> </tr> <tr> <td>Strongly Disagree</td> <td>0</td> <td>0%</td> </tr> </tbody> </table>	Choice	Number	Percentage	Strongly Agree	19	41.3%	Agree	15	32.61%	Uncertain	0	0%	Disagree	0	0%	Strongly Disagree	0	0%	 <p>● Stron... ● Agree</p>
Choice	Number	Percentage																			
Strongly Agree	19	41.3%																			
Agree	15	32.61%																			
Uncertain	0	0%																			
Disagree	0	0%																			
Strongly Disagree	0	0%																			
14	The Course stimulated my interest and thought on the subject area	<table border="1"> <thead> <tr> <th>Choice</th> <th>Number</th> <th>Percentage</th> </tr> </thead> <tbody> <tr> <td>Strongly Agree</td> <td>18</td> <td>39.13%</td> </tr> <tr> <td>Agree</td> <td>16</td> <td>34.78%</td> </tr> <tr> <td>Uncertain</td> <td>0</td> <td>0%</td> </tr> <tr> <td>Disagree</td> <td>0</td> <td>0%</td> </tr> <tr> <td>Strongly Disagree</td> <td>0</td> <td>0%</td> </tr> </tbody> </table>	Choice	Number	Percentage	Strongly Agree	18	39.13%	Agree	16	34.78%	Uncertain	0	0%	Disagree	0	0%	Strongly Disagree	0	0%	 <p>● Stron... ● Agree</p>
Choice	Number	Percentage																			
Strongly Agree	18	39.13%																			
Agree	16	34.78%																			
Uncertain	0	0%																			
Disagree	0	0%																			
Strongly Disagree	0	0%																			

15	The pace of the Course was appropriate	<table border="1"> <thead> <tr> <th>Choice</th> <th>Number</th> <th>Percentage</th> </tr> </thead> <tbody> <tr> <td>Strongly Agree</td> <td>19</td> <td>41.3%</td> </tr> <tr> <td>Agree</td> <td>15</td> <td>32.61%</td> </tr> <tr> <td>Uncertain</td> <td>0</td> <td>0%</td> </tr> <tr> <td>Disagree</td> <td>0</td> <td>0%</td> </tr> <tr> <td>Strongly Disagree</td> <td>0</td> <td>0%</td> </tr> </tbody> </table>	Choice	Number	Percentage	Strongly Agree	19	41.3%	Agree	15	32.61%	Uncertain	0	0%	Disagree	0	0%	Strongly Disagree	0	0%	 <p>● Stron... ● Agree</p>
Choice	Number	Percentage																			
Strongly Agree	19	41.3%																			
Agree	15	32.61%																			
Uncertain	0	0%																			
Disagree	0	0%																			
Strongly Disagree	0	0%																			
16	Ideas and concepts were presented clearly	<table border="1"> <thead> <tr> <th>Choice</th> <th>Number</th> <th>Percentage</th> </tr> </thead> <tbody> <tr> <td>Strongly Agree</td> <td>19</td> <td>41.3%</td> </tr> <tr> <td>Agree</td> <td>15</td> <td>32.61%</td> </tr> <tr> <td>Uncertain</td> <td>0</td> <td>0%</td> </tr> <tr> <td>Disagree</td> <td>0</td> <td>0%</td> </tr> <tr> <td>Strongly Disagree</td> <td>0</td> <td>0%</td> </tr> </tbody> </table>	Choice	Number	Percentage	Strongly Agree	19	41.3%	Agree	15	32.61%	Uncertain	0	0%	Disagree	0	0%	Strongly Disagree	0	0%	 <p>● Stron... ● Agree</p>
Choice	Number	Percentage																			
Strongly Agree	19	41.3%																			
Agree	15	32.61%																			
Uncertain	0	0%																			
Disagree	0	0%																			
Strongly Disagree	0	0%																			
17	The method of assessment were reasonable	<table border="1"> <thead> <tr> <th>Choice</th> <th>Number</th> <th>Percentage</th> </tr> </thead> <tbody> <tr> <td>Strongly Agree</td> <td>18</td> <td>39.13%</td> </tr> <tr> <td>Agree</td> <td>16</td> <td>34.78%</td> </tr> <tr> <td>Uncertain</td> <td>0</td> <td>0%</td> </tr> <tr> <td>Disagree</td> <td>0</td> <td>0%</td> </tr> <tr> <td>Strongly Disagree</td> <td>0</td> <td>0%</td> </tr> </tbody> </table>	Choice	Number	Percentage	Strongly Agree	18	39.13%	Agree	16	34.78%	Uncertain	0	0%	Disagree	0	0%	Strongly Disagree	0	0%	 <p>● Stron... ● Agree</p>
Choice	Number	Percentage																			
Strongly Agree	18	39.13%																			
Agree	16	34.78%																			
Uncertain	0	0%																			
Disagree	0	0%																			
Strongly Disagree	0	0%																			
18	Feedback on assessment was timely	<table border="1"> <thead> <tr> <th>Choice</th> <th>Number</th> <th>Percentage</th> </tr> </thead> <tbody> <tr> <td>Strongly Agree</td> <td>18</td> <td>39.13%</td> </tr> <tr> <td>Agree</td> <td>16</td> <td>34.78%</td> </tr> <tr> <td>Uncertain</td> <td>0</td> <td>0%</td> </tr> <tr> <td>Disagree</td> <td>0</td> <td>0%</td> </tr> <tr> <td>Strongly Disagree</td> <td>0</td> <td>0%</td> </tr> </tbody> </table>	Choice	Number	Percentage	Strongly Agree	18	39.13%	Agree	16	34.78%	Uncertain	0	0%	Disagree	0	0%	Strongly Disagree	0	0%	 <p>● Stron... ● Agree</p>
Choice	Number	Percentage																			
Strongly Agree	18	39.13%																			
Agree	16	34.78%																			
Uncertain	0	0%																			
Disagree	0	0%																			
Strongly Disagree	0	0%																			
19	Feedback on assessment was helpful	<table border="1"> <thead> <tr> <th>Choice</th> <th>Number</th> <th>Percentage</th> </tr> </thead> <tbody> <tr> <td>Strongly Agree</td> <td>19</td> <td>41.3%</td> </tr> <tr> <td>Agree</td> <td>15</td> <td>32.61%</td> </tr> <tr> <td>Uncertain</td> <td>0</td> <td>0%</td> </tr> <tr> <td>Disagree</td> <td>0</td> <td>0%</td> </tr> <tr> <td>Strongly Disagree</td> <td>0</td> <td>0%</td> </tr> </tbody> </table>	Choice	Number	Percentage	Strongly Agree	19	41.3%	Agree	15	32.61%	Uncertain	0	0%	Disagree	0	0%	Strongly Disagree	0	0%	 <p>● Stron... ● Agree</p>
Choice	Number	Percentage																			
Strongly Agree	19	41.3%																			
Agree	15	32.61%																			
Uncertain	0	0%																			
Disagree	0	0%																			
Strongly Disagree	0	0%																			

20	I understood the lectures	<table border="1"> <thead> <tr> <th>Choice</th> <th>Number</th> <th>Percentage</th> </tr> </thead> <tbody> <tr> <td>Strongly Agree</td> <td>19</td> <td>41.3%</td> </tr> <tr> <td>Agree</td> <td>15</td> <td>32.61%</td> </tr> <tr> <td>Uncertain</td> <td>0</td> <td>0%</td> </tr> <tr> <td>Disagree</td> <td>0</td> <td>0%</td> </tr> <tr> <td>Strongly Disagree</td> <td>0</td> <td>0%</td> </tr> </tbody> </table>	Choice	Number	Percentage	Strongly Agree	19	41.3%	Agree	15	32.61%	Uncertain	0	0%	Disagree	0	0%	Strongly Disagree	0	0%	 <p>● Stron... ● Agree</p>
Choice	Number	Percentage																			
Strongly Agree	19	41.3%																			
Agree	15	32.61%																			
Uncertain	0	0%																			
Disagree	0	0%																			
Strongly Disagree	0	0%																			
21	The material was well organized and presented	<table border="1"> <thead> <tr> <th>Choice</th> <th>Number</th> <th>Percentage</th> </tr> </thead> <tbody> <tr> <td>Strongly Agree</td> <td>18</td> <td>39.13%</td> </tr> <tr> <td>Agree</td> <td>15</td> <td>32.61%</td> </tr> <tr> <td>Uncertain</td> <td>1</td> <td>2.17%</td> </tr> <tr> <td>Disagree</td> <td>0</td> <td>0%</td> </tr> <tr> <td>Strongly Disagree</td> <td>0</td> <td>0%</td> </tr> </tbody> </table>	Choice	Number	Percentage	Strongly Agree	18	39.13%	Agree	15	32.61%	Uncertain	1	2.17%	Disagree	0	0%	Strongly Disagree	0	0%	 <p>● Stron... ● Agree ● Unce...</p>
Choice	Number	Percentage																			
Strongly Agree	18	39.13%																			
Agree	15	32.61%																			
Uncertain	1	2.17%																			
Disagree	0	0%																			
Strongly Disagree	0	0%																			
22	The instructor was responsive to student needs and problems	<table border="1"> <thead> <tr> <th>Choice</th> <th>Number</th> <th>Percentage</th> </tr> </thead> <tbody> <tr> <td>Strongly Agree</td> <td>20</td> <td>43.48%</td> </tr> <tr> <td>Agree</td> <td>12</td> <td>26.09%</td> </tr> <tr> <td>Uncertain</td> <td>1</td> <td>2.17%</td> </tr> <tr> <td>Disagree</td> <td>0</td> <td>0%</td> </tr> <tr> <td>Strongly Disagree</td> <td>1</td> <td>2.17%</td> </tr> </tbody> </table>	Choice	Number	Percentage	Strongly Agree	20	43.48%	Agree	12	26.09%	Uncertain	1	2.17%	Disagree	0	0%	Strongly Disagree	1	2.17%	 <p>● Stron... ● Agree ● Unce... ● Stron...</p>
Choice	Number	Percentage																			
Strongly Agree	20	43.48%																			
Agree	12	26.09%																			
Uncertain	1	2.17%																			
Disagree	0	0%																			
Strongly Disagree	1	2.17%																			
23	Had the instructor been regular throughout the course	<table border="1"> <thead> <tr> <th>Choice</th> <th>Number</th> <th>Percentage</th> </tr> </thead> <tbody> <tr> <td>Strongly Agree</td> <td>21</td> <td>45.65%</td> </tr> <tr> <td>Agree</td> <td>13</td> <td>28.26%</td> </tr> <tr> <td>Uncertain</td> <td>0</td> <td>0%</td> </tr> <tr> <td>Disagree</td> <td>0</td> <td>0%</td> </tr> <tr> <td>Strongly Disagree</td> <td>0</td> <td>0%</td> </tr> </tbody> </table>	Choice	Number	Percentage	Strongly Agree	21	45.65%	Agree	13	28.26%	Uncertain	0	0%	Disagree	0	0%	Strongly Disagree	0	0%	 <p>● Stron... ● Agree</p>
Choice	Number	Percentage																			
Strongly Agree	21	45.65%																			
Agree	13	28.26%																			
Uncertain	0	0%																			
Disagree	0	0%																			
Strongly Disagree	0	0%																			
24	The material in the tutorials was useful	<table border="1"> <thead> <tr> <th>Choice</th> <th>Number</th> <th>Percentage</th> </tr> </thead> <tbody> <tr> <td>Strongly Agree</td> <td>19</td> <td>41.3%</td> </tr> <tr> <td>Agree</td> <td>15</td> <td>32.61%</td> </tr> <tr> <td>Uncertain</td> <td>0</td> <td>0%</td> </tr> <tr> <td>Disagree</td> <td>0</td> <td>0%</td> </tr> <tr> <td>Strongly Disagree</td> <td>0</td> <td>0%</td> </tr> </tbody> </table>	Choice	Number	Percentage	Strongly Agree	19	41.3%	Agree	15	32.61%	Uncertain	0	0%	Disagree	0	0%	Strongly Disagree	0	0%	 <p>● Stron... ● Agree</p>
Choice	Number	Percentage																			
Strongly Agree	19	41.3%																			
Agree	15	32.61%																			
Uncertain	0	0%																			
Disagree	0	0%																			
Strongly Disagree	0	0%																			

25	I was happy with the amount of work needed for tutorials	<table border="1"> <thead> <tr> <th>Choice</th> <th>Number</th> <th>Percentage</th> </tr> </thead> <tbody> <tr> <td>Strongly Agree</td> <td>20</td> <td>43.48%</td> </tr> <tr> <td>Agree</td> <td>13</td> <td>28.26%</td> </tr> <tr> <td>Uncertain</td> <td>1</td> <td>2.17%</td> </tr> <tr> <td>Disagree</td> <td>0</td> <td>0%</td> </tr> <tr> <td>Strongly Disagree</td> <td>0</td> <td>0%</td> </tr> </tbody> </table>	Choice	Number	Percentage	Strongly Agree	20	43.48%	Agree	13	28.26%	Uncertain	1	2.17%	Disagree	0	0%	Strongly Disagree	0	0%	 <p> ● Stron... ● Agree ● Unce... </p>
Choice	Number	Percentage																			
Strongly Agree	20	43.48%																			
Agree	13	28.26%																			
Uncertain	1	2.17%																			
Disagree	0	0%																			
Strongly Disagree	0	0%																			
26	The tutor dealt effectively with my problems	<table border="1"> <thead> <tr> <th>Choice</th> <th>Number</th> <th>Percentage</th> </tr> </thead> <tbody> <tr> <td>Strongly Agree</td> <td>19</td> <td>41.3%</td> </tr> <tr> <td>Agree</td> <td>15</td> <td>32.61%</td> </tr> <tr> <td>Uncertain</td> <td>0</td> <td>0%</td> </tr> <tr> <td>Disagree</td> <td>0</td> <td>0%</td> </tr> <tr> <td>Strongly Disagree</td> <td>0</td> <td>0%</td> </tr> </tbody> </table>	Choice	Number	Percentage	Strongly Agree	19	41.3%	Agree	15	32.61%	Uncertain	0	0%	Disagree	0	0%	Strongly Disagree	0	0%	 <p> ● Stron... ● Agree </p>
Choice	Number	Percentage																			
Strongly Agree	19	41.3%																			
Agree	15	32.61%																			
Uncertain	0	0%																			
Disagree	0	0%																			
Strongly Disagree	0	0%																			
27	The material in the practicals was useful	<table border="1"> <thead> <tr> <th>Choice</th> <th>Number</th> <th>Percentage</th> </tr> </thead> <tbody> <tr> <td>Strongly Agree</td> <td>21</td> <td>45.65%</td> </tr> <tr> <td>Agree</td> <td>13</td> <td>28.26%</td> </tr> <tr> <td>Uncertain</td> <td>0</td> <td>0%</td> </tr> <tr> <td>Disagree</td> <td>0</td> <td>0%</td> </tr> <tr> <td>Strongly Disagree</td> <td>0</td> <td>0%</td> </tr> </tbody> </table>	Choice	Number	Percentage	Strongly Agree	21	45.65%	Agree	13	28.26%	Uncertain	0	0%	Disagree	0	0%	Strongly Disagree	0	0%	 <p> ● Stron... ● Agree </p>
Choice	Number	Percentage																			
Strongly Agree	21	45.65%																			
Agree	13	28.26%																			
Uncertain	0	0%																			
Disagree	0	0%																			
Strongly Disagree	0	0%																			
28	The demonstrators dealt effectively with my problems	<table border="1"> <thead> <tr> <th>Choice</th> <th>Number</th> <th>Percentage</th> </tr> </thead> <tbody> <tr> <td>Strongly Agree</td> <td>22</td> <td>47.83%</td> </tr> <tr> <td>Agree</td> <td>12</td> <td>26.09%</td> </tr> <tr> <td>Uncertain</td> <td>2</td> <td>4.35%</td> </tr> <tr> <td>Disagree</td> <td>2</td> <td>4.35%</td> </tr> <tr> <td>Strongly Disagree</td> <td>1</td> <td>2.17%</td> </tr> </tbody> </table>	Choice	Number	Percentage	Strongly Agree	22	47.83%	Agree	12	26.09%	Uncertain	2	4.35%	Disagree	2	4.35%	Strongly Disagree	1	2.17%	 <p> ● Stron... ● Agree ● Unce... ● Disa... ● Stron... </p>
Choice	Number	Percentage																			
Strongly Agree	22	47.83%																			
Agree	12	26.09%																			
Uncertain	2	4.35%																			
Disagree	2	4.35%																			
Strongly Disagree	1	2.17%																			

30

The Course could have been improved by

very good

techer

.

good

doing practicals

Good teacher

no comments

Gd

good

”

give alot of knowledge

nothing

Gd

Gd

good

good

rttewar

Good

yes

nothing

good

Gd

the course learning method is well prepare the class

yes

.

Gd

good

fghsdfh

.

Good

.

v good

good

good

good

good

good

good

good

good

good

good

Good

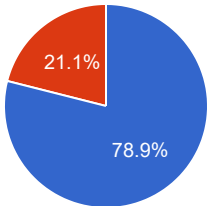
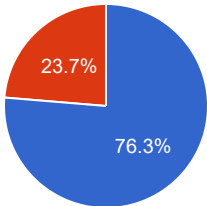
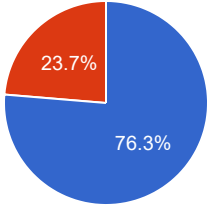
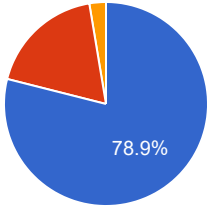
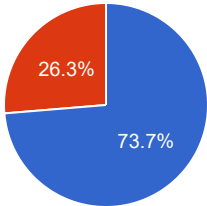
Good

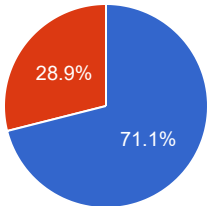
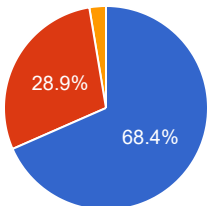
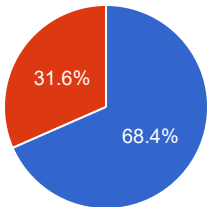
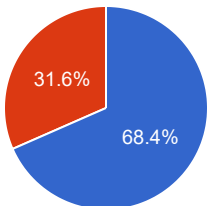
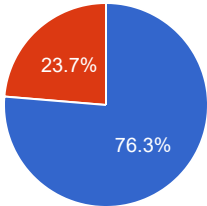
vvv good

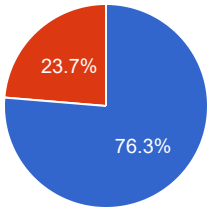
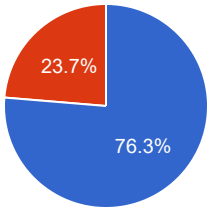
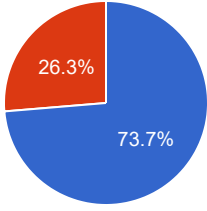
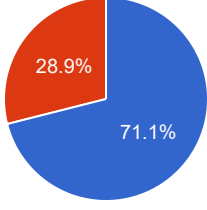
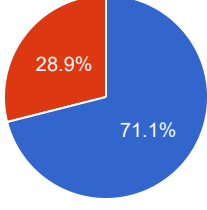
31	<p>The University does not tolerate discrimination on any irrelevant distinction (e.g. race, age, gender) and is committed to work with diversity in a wholly positive way. Please indicate below anything in relation to this Course which may run counter to this objective</p>	<p>yes n Good university no comments Gd ” all is well Gd Gd ttewe Good no Gd great . Gd good . Good Very nice v good www good</p>
----	---	--

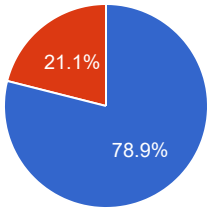
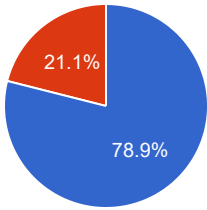
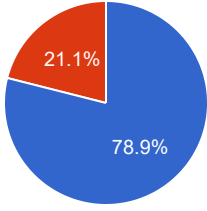
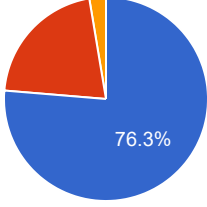
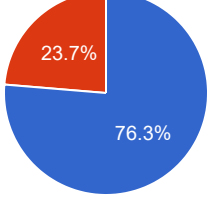
Course Evaluation - Program: 0254

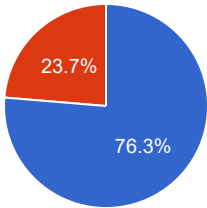
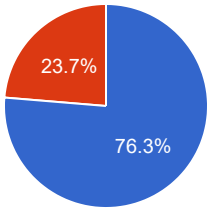
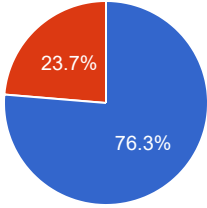
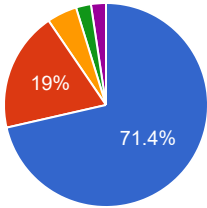
Teacher Name: NIAZ MUHAMMAD		Course ID: MTS-124 Course Title: Applied Mathematics - II		Session: 2018 Fall																			
Shift: Weekend -- Section: A		Total Strength: 53		Attempted: 44																			
S.No	Question	Opinions			Chart																		
1	The course objectives were clear	<table border="1"> <thead> <tr> <th>Choice</th> <th>Number</th> <th>Percentage</th> </tr> </thead> <tbody> <tr> <td>Strongly Agree</td> <td>32</td> <td>72.73%</td> </tr> <tr> <td>Agree</td> <td>6</td> <td>13.64%</td> </tr> <tr> <td>Uncertain</td> <td>0</td> <td>0%</td> </tr> <tr> <td>Disagree</td> <td>0</td> <td>0%</td> </tr> <tr> <td>Strongly Disagree</td> <td>0</td> <td>0%</td> </tr> </tbody> </table>	Choice	Number	Percentage	Strongly Agree	32	72.73%	Agree	6	13.64%	Uncertain	0	0%	Disagree	0	0%	Strongly Disagree	0	0%	<p>84.2%</p>		
Choice	Number	Percentage																					
Strongly Agree	32	72.73%																					
Agree	6	13.64%																					
Uncertain	0	0%																					
Disagree	0	0%																					
Strongly Disagree	0	0%																					
2	The Course workload was manageable	<table border="1"> <thead> <tr> <th>Choice</th> <th>Number</th> <th>Percentage</th> </tr> </thead> <tbody> <tr> <td>Strongly Agree</td> <td>30</td> <td>68.18%</td> </tr> <tr> <td>Agree</td> <td>8</td> <td>18.18%</td> </tr> <tr> <td>Uncertain</td> <td>0</td> <td>0%</td> </tr> <tr> <td>Disagree</td> <td>0</td> <td>0%</td> </tr> <tr> <td>Strongly Disagree</td> <td>0</td> <td>0%</td> </tr> </tbody> </table>	Choice	Number	Percentage	Strongly Agree	30	68.18%	Agree	8	18.18%	Uncertain	0	0%	Disagree	0	0%	Strongly Disagree	0	0%	<p>78.9%</p>		
Choice	Number	Percentage																					
Strongly Agree	30	68.18%																					
Agree	8	18.18%																					
Uncertain	0	0%																					
Disagree	0	0%																					
Strongly Disagree	0	0%																					
3	The Course was well organized (e.g. timely access to materials, notification of changes, etc.)	<table border="1"> <thead> <tr> <th>Choice</th> <th>Number</th> <th>Percentage</th> </tr> </thead> <tbody> <tr> <td>Strongly Agree</td> <td>29</td> <td>65.91%</td> </tr> <tr> <td>Agree</td> <td>8</td> <td>18.18%</td> </tr> <tr> <td>Uncertain</td> <td>0</td> <td>0%</td> </tr> <tr> <td>Disagree</td> <td>0</td> <td>0%</td> </tr> <tr> <td>Strongly Disagree</td> <td>1</td> <td>2.27%</td> </tr> </tbody> </table>	Choice	Number	Percentage	Strongly Agree	29	65.91%	Agree	8	18.18%	Uncertain	0	0%	Disagree	0	0%	Strongly Disagree	1	2.27%	<p>76.3%</p>		
Choice	Number	Percentage																					
Strongly Agree	29	65.91%																					
Agree	8	18.18%																					
Uncertain	0	0%																					
Disagree	0	0%																					
Strongly Disagree	1	2.27%																					
4	I participated actively in the Course	<table border="1"> <thead> <tr> <th>Choice</th> <th>Number</th> <th>Percentage</th> </tr> </thead> <tbody> <tr> <td>Strongly Agree</td> <td>30</td> <td>68.18%</td> </tr> <tr> <td>Agree</td> <td>8</td> <td>18.18%</td> </tr> <tr> <td>Uncertain</td> <td>0</td> <td>0%</td> </tr> <tr> <td>Disagree</td> <td>0</td> <td>0%</td> </tr> <tr> <td>Strongly Disagree</td> <td>0</td> <td>0%</td> </tr> </tbody> </table>	Choice	Number	Percentage	Strongly Agree	30	68.18%	Agree	8	18.18%	Uncertain	0	0%	Disagree	0	0%	Strongly Disagree	0	0%	<p>78.9%</p>		
Choice	Number	Percentage																					
Strongly Agree	30	68.18%																					
Agree	8	18.18%																					
Uncertain	0	0%																					
Disagree	0	0%																					
Strongly Disagree	0	0%																					

5	I think I have made progress in this Course	<table border="1"> <thead> <tr> <th>Choice</th> <th>Number</th> <th>Percentage</th> </tr> </thead> <tbody> <tr> <td>Strongly Agree</td> <td>30</td> <td>68.18%</td> </tr> <tr> <td>Agree</td> <td>8</td> <td>18.18%</td> </tr> <tr> <td>Uncertain</td> <td>0</td> <td>0%</td> </tr> <tr> <td>Disagree</td> <td>0</td> <td>0%</td> </tr> <tr> <td>Strongly Disagree</td> <td>0</td> <td>0%</td> </tr> </tbody> </table>	Choice	Number	Percentage	Strongly Agree	30	68.18%	Agree	8	18.18%	Uncertain	0	0%	Disagree	0	0%	Strongly Disagree	0	0%	 <p>● Stron... ● Agree</p>
Choice	Number	Percentage																			
Strongly Agree	30	68.18%																			
Agree	8	18.18%																			
Uncertain	0	0%																			
Disagree	0	0%																			
Strongly Disagree	0	0%																			
6	I think the Course was well structured to achieve the learning outcomes (there was a good balance of lectures, tutorials, practical etc.)	<table border="1"> <thead> <tr> <th>Choice</th> <th>Number</th> <th>Percentage</th> </tr> </thead> <tbody> <tr> <td>Strongly Agree</td> <td>29</td> <td>65.91%</td> </tr> <tr> <td>Agree</td> <td>9</td> <td>20.45%</td> </tr> <tr> <td>Uncertain</td> <td>0</td> <td>0%</td> </tr> <tr> <td>Disagree</td> <td>0</td> <td>0%</td> </tr> <tr> <td>Strongly Disagree</td> <td>0</td> <td>0%</td> </tr> </tbody> </table>	Choice	Number	Percentage	Strongly Agree	29	65.91%	Agree	9	20.45%	Uncertain	0	0%	Disagree	0	0%	Strongly Disagree	0	0%	 <p>● Stron... ● Agree</p>
Choice	Number	Percentage																			
Strongly Agree	29	65.91%																			
Agree	9	20.45%																			
Uncertain	0	0%																			
Disagree	0	0%																			
Strongly Disagree	0	0%																			
7	The learning and teaching methods encouraged participation	<table border="1"> <thead> <tr> <th>Choice</th> <th>Number</th> <th>Percentage</th> </tr> </thead> <tbody> <tr> <td>Strongly Agree</td> <td>29</td> <td>65.91%</td> </tr> <tr> <td>Agree</td> <td>9</td> <td>20.45%</td> </tr> <tr> <td>Uncertain</td> <td>0</td> <td>0%</td> </tr> <tr> <td>Disagree</td> <td>0</td> <td>0%</td> </tr> <tr> <td>Strongly Disagree</td> <td>0</td> <td>0%</td> </tr> </tbody> </table>	Choice	Number	Percentage	Strongly Agree	29	65.91%	Agree	9	20.45%	Uncertain	0	0%	Disagree	0	0%	Strongly Disagree	0	0%	 <p>● Stron... ● Agree</p>
Choice	Number	Percentage																			
Strongly Agree	29	65.91%																			
Agree	9	20.45%																			
Uncertain	0	0%																			
Disagree	0	0%																			
Strongly Disagree	0	0%																			
8	The overall environment in the class was conducive to learning	<table border="1"> <thead> <tr> <th>Choice</th> <th>Number</th> <th>Percentage</th> </tr> </thead> <tbody> <tr> <td>Strongly Agree</td> <td>30</td> <td>68.18%</td> </tr> <tr> <td>Agree</td> <td>7</td> <td>15.91%</td> </tr> <tr> <td>Uncertain</td> <td>1</td> <td>2.27%</td> </tr> <tr> <td>Disagree</td> <td>0</td> <td>0%</td> </tr> <tr> <td>Strongly Disagree</td> <td>0</td> <td>0%</td> </tr> </tbody> </table>	Choice	Number	Percentage	Strongly Agree	30	68.18%	Agree	7	15.91%	Uncertain	1	2.27%	Disagree	0	0%	Strongly Disagree	0	0%	 <p>● Stron... ● Agree ● Unce...</p>
Choice	Number	Percentage																			
Strongly Agree	30	68.18%																			
Agree	7	15.91%																			
Uncertain	1	2.27%																			
Disagree	0	0%																			
Strongly Disagree	0	0%																			
9	Classrooms were satisfactory	<table border="1"> <thead> <tr> <th>Choice</th> <th>Number</th> <th>Percentage</th> </tr> </thead> <tbody> <tr> <td>Strongly Agree</td> <td>28</td> <td>63.64%</td> </tr> <tr> <td>Agree</td> <td>10</td> <td>22.73%</td> </tr> <tr> <td>Uncertain</td> <td>0</td> <td>0%</td> </tr> <tr> <td>Disagree</td> <td>0</td> <td>0%</td> </tr> <tr> <td>Strongly Disagree</td> <td>0</td> <td>0%</td> </tr> </tbody> </table>	Choice	Number	Percentage	Strongly Agree	28	63.64%	Agree	10	22.73%	Uncertain	0	0%	Disagree	0	0%	Strongly Disagree	0	0%	 <p>● Stron... ● Agree</p>
Choice	Number	Percentage																			
Strongly Agree	28	63.64%																			
Agree	10	22.73%																			
Uncertain	0	0%																			
Disagree	0	0%																			
Strongly Disagree	0	0%																			

10	Learning materials (Lesson Plans, Course Notes etc.) were relevant and useful	<table border="1"> <thead> <tr> <th>Choice</th> <th>Number</th> <th>Percentage</th> </tr> </thead> <tbody> <tr> <td>Strongly Agree</td> <td>27</td> <td>61.36%</td> </tr> <tr> <td>Agree</td> <td>11</td> <td>25%</td> </tr> <tr> <td>Uncertain</td> <td>0</td> <td>0%</td> </tr> <tr> <td>Disagree</td> <td>0</td> <td>0%</td> </tr> <tr> <td>Strongly Disagree</td> <td>0</td> <td>0%</td> </tr> </tbody> </table>	Choice	Number	Percentage	Strongly Agree	27	61.36%	Agree	11	25%	Uncertain	0	0%	Disagree	0	0%	Strongly Disagree	0	0%	 <p>● Stron... ● Agree</p>
Choice	Number	Percentage																			
Strongly Agree	27	61.36%																			
Agree	11	25%																			
Uncertain	0	0%																			
Disagree	0	0%																			
Strongly Disagree	0	0%																			
11	Recommended reading Books etc. were relevant and appropriate	<table border="1"> <thead> <tr> <th>Choice</th> <th>Number</th> <th>Percentage</th> </tr> </thead> <tbody> <tr> <td>Strongly Agree</td> <td>26</td> <td>59.09%</td> </tr> <tr> <td>Agree</td> <td>11</td> <td>25%</td> </tr> <tr> <td>Uncertain</td> <td>1</td> <td>2.27%</td> </tr> <tr> <td>Disagree</td> <td>0</td> <td>0%</td> </tr> <tr> <td>Strongly Disagree</td> <td>0</td> <td>0%</td> </tr> </tbody> </table>	Choice	Number	Percentage	Strongly Agree	26	59.09%	Agree	11	25%	Uncertain	1	2.27%	Disagree	0	0%	Strongly Disagree	0	0%	 <p>● Stron... ● Agree ● Unce...</p>
Choice	Number	Percentage																			
Strongly Agree	26	59.09%																			
Agree	11	25%																			
Uncertain	1	2.27%																			
Disagree	0	0%																			
Strongly Disagree	0	0%																			
12	The provision of learning resources in the library was adequate and appropriate	<table border="1"> <thead> <tr> <th>Choice</th> <th>Number</th> <th>Percentage</th> </tr> </thead> <tbody> <tr> <td>Strongly Agree</td> <td>26</td> <td>59.09%</td> </tr> <tr> <td>Agree</td> <td>12</td> <td>27.27%</td> </tr> <tr> <td>Uncertain</td> <td>0</td> <td>0%</td> </tr> <tr> <td>Disagree</td> <td>0</td> <td>0%</td> </tr> <tr> <td>Strongly Disagree</td> <td>0</td> <td>0%</td> </tr> </tbody> </table>	Choice	Number	Percentage	Strongly Agree	26	59.09%	Agree	12	27.27%	Uncertain	0	0%	Disagree	0	0%	Strongly Disagree	0	0%	 <p>● Stron... ● Agree</p>
Choice	Number	Percentage																			
Strongly Agree	26	59.09%																			
Agree	12	27.27%																			
Uncertain	0	0%																			
Disagree	0	0%																			
Strongly Disagree	0	0%																			
13	The provision of learning resources on the Web was adequate and appropriate (if relevant)	<table border="1"> <thead> <tr> <th>Choice</th> <th>Number</th> <th>Percentage</th> </tr> </thead> <tbody> <tr> <td>Strongly Agree</td> <td>26</td> <td>59.09%</td> </tr> <tr> <td>Agree</td> <td>12</td> <td>27.27%</td> </tr> <tr> <td>Uncertain</td> <td>0</td> <td>0%</td> </tr> <tr> <td>Disagree</td> <td>0</td> <td>0%</td> </tr> <tr> <td>Strongly Disagree</td> <td>0</td> <td>0%</td> </tr> </tbody> </table>	Choice	Number	Percentage	Strongly Agree	26	59.09%	Agree	12	27.27%	Uncertain	0	0%	Disagree	0	0%	Strongly Disagree	0	0%	 <p>● Stron... ● Agree</p>
Choice	Number	Percentage																			
Strongly Agree	26	59.09%																			
Agree	12	27.27%																			
Uncertain	0	0%																			
Disagree	0	0%																			
Strongly Disagree	0	0%																			
14	The Course stimulated my interest and thought on the subject area	<table border="1"> <thead> <tr> <th>Choice</th> <th>Number</th> <th>Percentage</th> </tr> </thead> <tbody> <tr> <td>Strongly Agree</td> <td>29</td> <td>65.91%</td> </tr> <tr> <td>Agree</td> <td>9</td> <td>20.45%</td> </tr> <tr> <td>Uncertain</td> <td>0</td> <td>0%</td> </tr> <tr> <td>Disagree</td> <td>0</td> <td>0%</td> </tr> <tr> <td>Strongly Disagree</td> <td>0</td> <td>0%</td> </tr> </tbody> </table>	Choice	Number	Percentage	Strongly Agree	29	65.91%	Agree	9	20.45%	Uncertain	0	0%	Disagree	0	0%	Strongly Disagree	0	0%	 <p>● Stron... ● Agree</p>
Choice	Number	Percentage																			
Strongly Agree	29	65.91%																			
Agree	9	20.45%																			
Uncertain	0	0%																			
Disagree	0	0%																			
Strongly Disagree	0	0%																			

15	The pace of the Course was appropriate	<table border="1"> <thead> <tr> <th>Choice</th> <th>Number</th> <th>Percentage</th> </tr> </thead> <tbody> <tr> <td>Strongly Agree</td> <td>29</td> <td>65.91%</td> </tr> <tr> <td>Agree</td> <td>9</td> <td>20.45%</td> </tr> <tr> <td>Uncertain</td> <td>0</td> <td>0%</td> </tr> <tr> <td>Disagree</td> <td>0</td> <td>0%</td> </tr> <tr> <td>Strongly Disagree</td> <td>0</td> <td>0%</td> </tr> </tbody> </table>	Choice	Number	Percentage	Strongly Agree	29	65.91%	Agree	9	20.45%	Uncertain	0	0%	Disagree	0	0%	Strongly Disagree	0	0%	 <p>● Stron... ● Agree</p>
Choice	Number	Percentage																			
Strongly Agree	29	65.91%																			
Agree	9	20.45%																			
Uncertain	0	0%																			
Disagree	0	0%																			
Strongly Disagree	0	0%																			
16	Ideas and concepts were presented clearly	<table border="1"> <thead> <tr> <th>Choice</th> <th>Number</th> <th>Percentage</th> </tr> </thead> <tbody> <tr> <td>Strongly Agree</td> <td>29</td> <td>65.91%</td> </tr> <tr> <td>Agree</td> <td>9</td> <td>20.45%</td> </tr> <tr> <td>Uncertain</td> <td>0</td> <td>0%</td> </tr> <tr> <td>Disagree</td> <td>0</td> <td>0%</td> </tr> <tr> <td>Strongly Disagree</td> <td>0</td> <td>0%</td> </tr> </tbody> </table>	Choice	Number	Percentage	Strongly Agree	29	65.91%	Agree	9	20.45%	Uncertain	0	0%	Disagree	0	0%	Strongly Disagree	0	0%	 <p>● Stron... ● Agree</p>
Choice	Number	Percentage																			
Strongly Agree	29	65.91%																			
Agree	9	20.45%																			
Uncertain	0	0%																			
Disagree	0	0%																			
Strongly Disagree	0	0%																			
17	The method of assessment were reasonable	<table border="1"> <thead> <tr> <th>Choice</th> <th>Number</th> <th>Percentage</th> </tr> </thead> <tbody> <tr> <td>Strongly Agree</td> <td>28</td> <td>63.64%</td> </tr> <tr> <td>Agree</td> <td>10</td> <td>22.73%</td> </tr> <tr> <td>Uncertain</td> <td>0</td> <td>0%</td> </tr> <tr> <td>Disagree</td> <td>0</td> <td>0%</td> </tr> <tr> <td>Strongly Disagree</td> <td>0</td> <td>0%</td> </tr> </tbody> </table>	Choice	Number	Percentage	Strongly Agree	28	63.64%	Agree	10	22.73%	Uncertain	0	0%	Disagree	0	0%	Strongly Disagree	0	0%	 <p>● Stron... ● Agree</p>
Choice	Number	Percentage																			
Strongly Agree	28	63.64%																			
Agree	10	22.73%																			
Uncertain	0	0%																			
Disagree	0	0%																			
Strongly Disagree	0	0%																			
18	Feedback on assessment was timely	<table border="1"> <thead> <tr> <th>Choice</th> <th>Number</th> <th>Percentage</th> </tr> </thead> <tbody> <tr> <td>Strongly Agree</td> <td>27</td> <td>61.36%</td> </tr> <tr> <td>Agree</td> <td>11</td> <td>25%</td> </tr> <tr> <td>Uncertain</td> <td>0</td> <td>0%</td> </tr> <tr> <td>Disagree</td> <td>0</td> <td>0%</td> </tr> <tr> <td>Strongly Disagree</td> <td>0</td> <td>0%</td> </tr> </tbody> </table>	Choice	Number	Percentage	Strongly Agree	27	61.36%	Agree	11	25%	Uncertain	0	0%	Disagree	0	0%	Strongly Disagree	0	0%	 <p>● Stron... ● Agree</p>
Choice	Number	Percentage																			
Strongly Agree	27	61.36%																			
Agree	11	25%																			
Uncertain	0	0%																			
Disagree	0	0%																			
Strongly Disagree	0	0%																			
19	Feedback on assessment was helpful	<table border="1"> <thead> <tr> <th>Choice</th> <th>Number</th> <th>Percentage</th> </tr> </thead> <tbody> <tr> <td>Strongly Agree</td> <td>27</td> <td>61.36%</td> </tr> <tr> <td>Agree</td> <td>11</td> <td>25%</td> </tr> <tr> <td>Uncertain</td> <td>0</td> <td>0%</td> </tr> <tr> <td>Disagree</td> <td>0</td> <td>0%</td> </tr> <tr> <td>Strongly Disagree</td> <td>0</td> <td>0%</td> </tr> </tbody> </table>	Choice	Number	Percentage	Strongly Agree	27	61.36%	Agree	11	25%	Uncertain	0	0%	Disagree	0	0%	Strongly Disagree	0	0%	 <p>● Stron... ● Agree</p>
Choice	Number	Percentage																			
Strongly Agree	27	61.36%																			
Agree	11	25%																			
Uncertain	0	0%																			
Disagree	0	0%																			
Strongly Disagree	0	0%																			

20	I understood the lectures	<table border="1"> <thead> <tr> <th>Choice</th> <th>Number</th> <th>Percentage</th> </tr> </thead> <tbody> <tr> <td>Strongly Agree</td> <td>30</td> <td>68.18%</td> </tr> <tr> <td>Agree</td> <td>8</td> <td>18.18%</td> </tr> <tr> <td>Uncertain</td> <td>0</td> <td>0%</td> </tr> <tr> <td>Disagree</td> <td>0</td> <td>0%</td> </tr> <tr> <td>Strongly Disagree</td> <td>0</td> <td>0%</td> </tr> </tbody> </table>	Choice	Number	Percentage	Strongly Agree	30	68.18%	Agree	8	18.18%	Uncertain	0	0%	Disagree	0	0%	Strongly Disagree	0	0%	 <p>● Stron... ● Agree</p>
Choice	Number	Percentage																			
Strongly Agree	30	68.18%																			
Agree	8	18.18%																			
Uncertain	0	0%																			
Disagree	0	0%																			
Strongly Disagree	0	0%																			
21	The material was well organized and presented	<table border="1"> <thead> <tr> <th>Choice</th> <th>Number</th> <th>Percentage</th> </tr> </thead> <tbody> <tr> <td>Strongly Agree</td> <td>30</td> <td>68.18%</td> </tr> <tr> <td>Agree</td> <td>8</td> <td>18.18%</td> </tr> <tr> <td>Uncertain</td> <td>0</td> <td>0%</td> </tr> <tr> <td>Disagree</td> <td>0</td> <td>0%</td> </tr> <tr> <td>Strongly Disagree</td> <td>0</td> <td>0%</td> </tr> </tbody> </table>	Choice	Number	Percentage	Strongly Agree	30	68.18%	Agree	8	18.18%	Uncertain	0	0%	Disagree	0	0%	Strongly Disagree	0	0%	 <p>● Stron... ● Agree</p>
Choice	Number	Percentage																			
Strongly Agree	30	68.18%																			
Agree	8	18.18%																			
Uncertain	0	0%																			
Disagree	0	0%																			
Strongly Disagree	0	0%																			
22	The instructor was responsive to student needs and problems	<table border="1"> <thead> <tr> <th>Choice</th> <th>Number</th> <th>Percentage</th> </tr> </thead> <tbody> <tr> <td>Strongly Agree</td> <td>30</td> <td>68.18%</td> </tr> <tr> <td>Agree</td> <td>8</td> <td>18.18%</td> </tr> <tr> <td>Uncertain</td> <td>0</td> <td>0%</td> </tr> <tr> <td>Disagree</td> <td>0</td> <td>0%</td> </tr> <tr> <td>Strongly Disagree</td> <td>0</td> <td>0%</td> </tr> </tbody> </table>	Choice	Number	Percentage	Strongly Agree	30	68.18%	Agree	8	18.18%	Uncertain	0	0%	Disagree	0	0%	Strongly Disagree	0	0%	 <p>● Stron... ● Agree</p>
Choice	Number	Percentage																			
Strongly Agree	30	68.18%																			
Agree	8	18.18%																			
Uncertain	0	0%																			
Disagree	0	0%																			
Strongly Disagree	0	0%																			
23	Had the instructor been regular throughout the course	<table border="1"> <thead> <tr> <th>Choice</th> <th>Number</th> <th>Percentage</th> </tr> </thead> <tbody> <tr> <td>Strongly Agree</td> <td>29</td> <td>65.91%</td> </tr> <tr> <td>Agree</td> <td>8</td> <td>18.18%</td> </tr> <tr> <td>Uncertain</td> <td>1</td> <td>2.27%</td> </tr> <tr> <td>Disagree</td> <td>0</td> <td>0%</td> </tr> <tr> <td>Strongly Disagree</td> <td>0</td> <td>0%</td> </tr> </tbody> </table>	Choice	Number	Percentage	Strongly Agree	29	65.91%	Agree	8	18.18%	Uncertain	1	2.27%	Disagree	0	0%	Strongly Disagree	0	0%	 <p>● Stron... ● Agree ● Unce...</p>
Choice	Number	Percentage																			
Strongly Agree	29	65.91%																			
Agree	8	18.18%																			
Uncertain	1	2.27%																			
Disagree	0	0%																			
Strongly Disagree	0	0%																			
24	The material in the tutorials was useful	<table border="1"> <thead> <tr> <th>Choice</th> <th>Number</th> <th>Percentage</th> </tr> </thead> <tbody> <tr> <td>Strongly Agree</td> <td>29</td> <td>65.91%</td> </tr> <tr> <td>Agree</td> <td>9</td> <td>20.45%</td> </tr> <tr> <td>Uncertain</td> <td>0</td> <td>0%</td> </tr> <tr> <td>Disagree</td> <td>0</td> <td>0%</td> </tr> <tr> <td>Strongly Disagree</td> <td>0</td> <td>0%</td> </tr> </tbody> </table>	Choice	Number	Percentage	Strongly Agree	29	65.91%	Agree	9	20.45%	Uncertain	0	0%	Disagree	0	0%	Strongly Disagree	0	0%	 <p>● Stron... ● Agree</p>
Choice	Number	Percentage																			
Strongly Agree	29	65.91%																			
Agree	9	20.45%																			
Uncertain	0	0%																			
Disagree	0	0%																			
Strongly Disagree	0	0%																			

25	I was happy with the amount of work needed for tutorials	<table border="1"> <thead> <tr> <th>Choice</th> <th>Number</th> <th>Percentage</th> </tr> </thead> <tbody> <tr> <td>Strongly Agree</td> <td>29</td> <td>65.91%</td> </tr> <tr> <td>Agree</td> <td>9</td> <td>20.45%</td> </tr> <tr> <td>Uncertain</td> <td>0</td> <td>0%</td> </tr> <tr> <td>Disagree</td> <td>0</td> <td>0%</td> </tr> <tr> <td>Strongly Disagree</td> <td>0</td> <td>0%</td> </tr> </tbody> </table>	Choice	Number	Percentage	Strongly Agree	29	65.91%	Agree	9	20.45%	Uncertain	0	0%	Disagree	0	0%	Strongly Disagree	0	0%	 <p>● Stron... ● Agree</p>
Choice	Number	Percentage																			
Strongly Agree	29	65.91%																			
Agree	9	20.45%																			
Uncertain	0	0%																			
Disagree	0	0%																			
Strongly Disagree	0	0%																			
26	The tutor dealt effectively with my problems	<table border="1"> <thead> <tr> <th>Choice</th> <th>Number</th> <th>Percentage</th> </tr> </thead> <tbody> <tr> <td>Strongly Agree</td> <td>29</td> <td>65.91%</td> </tr> <tr> <td>Agree</td> <td>9</td> <td>20.45%</td> </tr> <tr> <td>Uncertain</td> <td>0</td> <td>0%</td> </tr> <tr> <td>Disagree</td> <td>0</td> <td>0%</td> </tr> <tr> <td>Strongly Disagree</td> <td>0</td> <td>0%</td> </tr> </tbody> </table>	Choice	Number	Percentage	Strongly Agree	29	65.91%	Agree	9	20.45%	Uncertain	0	0%	Disagree	0	0%	Strongly Disagree	0	0%	 <p>● Stron... ● Agree</p>
Choice	Number	Percentage																			
Strongly Agree	29	65.91%																			
Agree	9	20.45%																			
Uncertain	0	0%																			
Disagree	0	0%																			
Strongly Disagree	0	0%																			
27	The material in the practicals was useful	<table border="1"> <thead> <tr> <th>Choice</th> <th>Number</th> <th>Percentage</th> </tr> </thead> <tbody> <tr> <td>Strongly Agree</td> <td>29</td> <td>65.91%</td> </tr> <tr> <td>Agree</td> <td>9</td> <td>20.45%</td> </tr> <tr> <td>Uncertain</td> <td>0</td> <td>0%</td> </tr> <tr> <td>Disagree</td> <td>0</td> <td>0%</td> </tr> <tr> <td>Strongly Disagree</td> <td>0</td> <td>0%</td> </tr> </tbody> </table>	Choice	Number	Percentage	Strongly Agree	29	65.91%	Agree	9	20.45%	Uncertain	0	0%	Disagree	0	0%	Strongly Disagree	0	0%	 <p>● Stron... ● Agree</p>
Choice	Number	Percentage																			
Strongly Agree	29	65.91%																			
Agree	9	20.45%																			
Uncertain	0	0%																			
Disagree	0	0%																			
Strongly Disagree	0	0%																			
28	The demonstrators dealt effectively with my problems	<table border="1"> <thead> <tr> <th>Choice</th> <th>Number</th> <th>Percentage</th> </tr> </thead> <tbody> <tr> <td>Strongly Agree</td> <td>30</td> <td>68.18%</td> </tr> <tr> <td>Agree</td> <td>8</td> <td>18.18%</td> </tr> <tr> <td>Uncertain</td> <td>2</td> <td>4.55%</td> </tr> <tr> <td>Disagree</td> <td>1</td> <td>2.27%</td> </tr> <tr> <td>Strongly Disagree</td> <td>1</td> <td>2.27%</td> </tr> </tbody> </table>	Choice	Number	Percentage	Strongly Agree	30	68.18%	Agree	8	18.18%	Uncertain	2	4.55%	Disagree	1	2.27%	Strongly Disagree	1	2.27%	 <p>● Stron... ● Agree ● Unce... ● Disa... ● Stron...</p>
Choice	Number	Percentage																			
Strongly Agree	30	68.18%																			
Agree	8	18.18%																			
Uncertain	2	4.55%																			
Disagree	1	2.27%																			
Strongly Disagree	1	2.27%																			

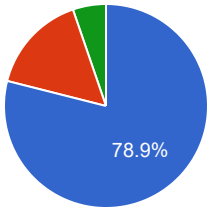
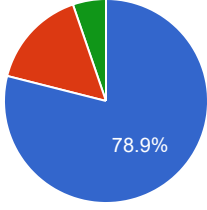
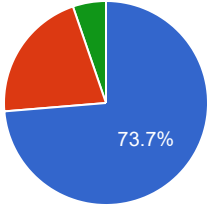
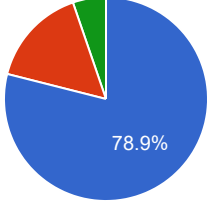
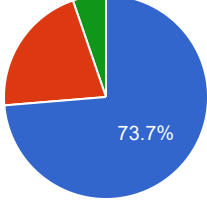
derivatives
Mmathhs
.
good
course having knowledge about daily life
good
Good teacher
v good
Good
normal
”
best course
everything
.....
Gd
good
cs
Gd
good
nothing
good
Gd
excellent
good
.
Owsem

nice
aaaa
.
Good
Limit. Average and product rule
v good
nice
good
good
good
good
good
good
good
good
Excellent
Good
Good
very best

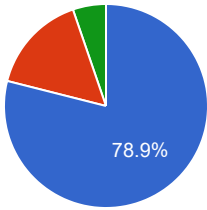
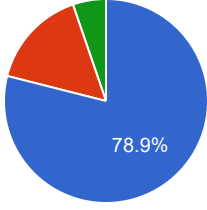
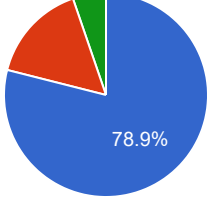
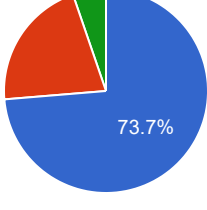
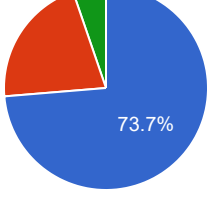
31	The University does not tolerate discrimination on any irrelevant distinction (e.g. race, age, gender) and is committed to work with diversity in a wholly positive way. Please indicate below anything in relation to this Course which may run counter to this objective	yes n good Good university v good Good ”” all is well Gd hgtjht Gd no Gd good . Nil nice . Good Is very nice v good nice Excellent Good very best
----	--	---

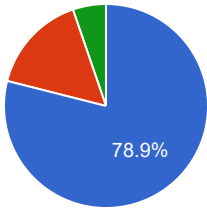
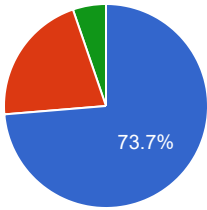
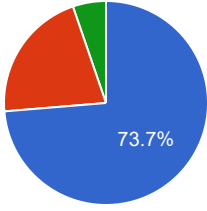
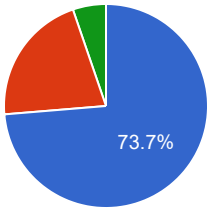
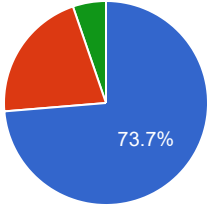
Course Evaluation - Program: 0254

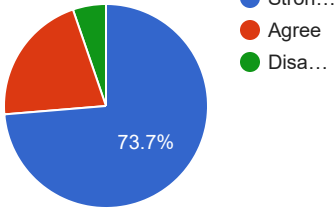
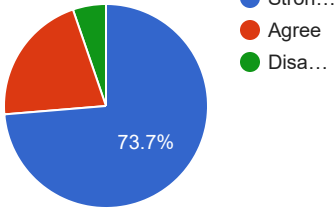
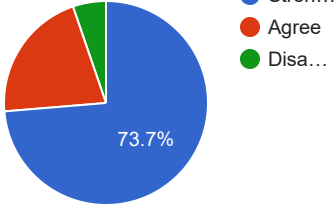
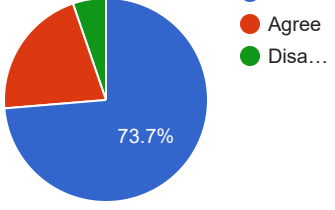
Teacher Name: MUHAMMAD JUNAID		Course ID: CT-401 Course Title: Airport & Railways Engineering		Session: 2018 Fall	
Shift: After noon -- Section:		Total Strength: 22		Attempted: 19	
S.No	Question	Opinions			Chart
1	The course objectives were clear	Choice	Number	Percentage	<p>78.9%</p> <ul style="list-style-type: none"> ● Stron... ● Agree ● Disa...
		Strongly Agree	15	78.95%	
		Agree	3	15.79%	
		Uncertain	0	0%	
		Disagree	1	5.26%	
		Strongly Disagree	0	0%	
2	The Course workload was manageable	Choice	Number	Percentage	<p>78.9%</p> <ul style="list-style-type: none"> ● Stron... ● Agree ● Disa...
		Strongly Agree	15	78.95%	
		Agree	3	15.79%	
		Uncertain	0	0%	
		Disagree	1	5.26%	
		Strongly Disagree	0	0%	
3	The Course was well organized (e.g. timely access to materials, notification of changes, etc.)	Choice	Number	Percentage	<p>78.9%</p> <ul style="list-style-type: none"> ● Stron... ● Agree ● Disa...
		Strongly Agree	15	78.95%	
		Agree	3	15.79%	
		Uncertain	0	0%	
		Disagree	1	5.26%	
		Strongly Disagree	0	0%	
4	I participated actively in the Course	Choice	Number	Percentage	<p>78.9%</p> <ul style="list-style-type: none"> ● Stron... ● Agree ● Disa...
		Strongly Agree	15	78.95%	
		Agree	3	15.79%	
		Uncertain	0	0%	
		Disagree	1	5.26%	
		Strongly Disagree	0	0%	

5	I think I have made progress in this Course	<table border="1"> <thead> <tr> <th>Choice</th> <th>Number</th> <th>Percentage</th> </tr> </thead> <tbody> <tr> <td>Strongly Agree</td> <td>15</td> <td>78.95%</td> </tr> <tr> <td>Agree</td> <td>3</td> <td>15.79%</td> </tr> <tr> <td>Uncertain</td> <td>0</td> <td>0%</td> </tr> <tr> <td>Disagree</td> <td>1</td> <td>5.26%</td> </tr> <tr> <td>Strongly Disagree</td> <td>0</td> <td>0%</td> </tr> </tbody> </table>	Choice	Number	Percentage	Strongly Agree	15	78.95%	Agree	3	15.79%	Uncertain	0	0%	Disagree	1	5.26%	Strongly Disagree	0	0%	 <p>78.9%</p> <ul style="list-style-type: none"> ● Stron... ● Agree ● Disa...
Choice	Number	Percentage																			
Strongly Agree	15	78.95%																			
Agree	3	15.79%																			
Uncertain	0	0%																			
Disagree	1	5.26%																			
Strongly Disagree	0	0%																			
6	I think the Course was well structured to achieve the learning outcomes (there was a good balance of lectures, tutorials, practical etc.)	<table border="1"> <thead> <tr> <th>Choice</th> <th>Number</th> <th>Percentage</th> </tr> </thead> <tbody> <tr> <td>Strongly Agree</td> <td>15</td> <td>78.95%</td> </tr> <tr> <td>Agree</td> <td>3</td> <td>15.79%</td> </tr> <tr> <td>Uncertain</td> <td>0</td> <td>0%</td> </tr> <tr> <td>Disagree</td> <td>1</td> <td>5.26%</td> </tr> <tr> <td>Strongly Disagree</td> <td>0</td> <td>0%</td> </tr> </tbody> </table>	Choice	Number	Percentage	Strongly Agree	15	78.95%	Agree	3	15.79%	Uncertain	0	0%	Disagree	1	5.26%	Strongly Disagree	0	0%	 <p>78.9%</p> <ul style="list-style-type: none"> ● Stron... ● Agree ● Disa...
Choice	Number	Percentage																			
Strongly Agree	15	78.95%																			
Agree	3	15.79%																			
Uncertain	0	0%																			
Disagree	1	5.26%																			
Strongly Disagree	0	0%																			
7	The learning and teaching methods encouraged participation	<table border="1"> <thead> <tr> <th>Choice</th> <th>Number</th> <th>Percentage</th> </tr> </thead> <tbody> <tr> <td>Strongly Agree</td> <td>14</td> <td>73.68%</td> </tr> <tr> <td>Agree</td> <td>4</td> <td>21.05%</td> </tr> <tr> <td>Uncertain</td> <td>0</td> <td>0%</td> </tr> <tr> <td>Disagree</td> <td>1</td> <td>5.26%</td> </tr> <tr> <td>Strongly Disagree</td> <td>0</td> <td>0%</td> </tr> </tbody> </table>	Choice	Number	Percentage	Strongly Agree	14	73.68%	Agree	4	21.05%	Uncertain	0	0%	Disagree	1	5.26%	Strongly Disagree	0	0%	 <p>73.7%</p> <ul style="list-style-type: none"> ● Stron... ● Agree ● Disa...
Choice	Number	Percentage																			
Strongly Agree	14	73.68%																			
Agree	4	21.05%																			
Uncertain	0	0%																			
Disagree	1	5.26%																			
Strongly Disagree	0	0%																			
8	The overall environment in the class was conducive to learning	<table border="1"> <thead> <tr> <th>Choice</th> <th>Number</th> <th>Percentage</th> </tr> </thead> <tbody> <tr> <td>Strongly Agree</td> <td>15</td> <td>78.95%</td> </tr> <tr> <td>Agree</td> <td>3</td> <td>15.79%</td> </tr> <tr> <td>Uncertain</td> <td>0</td> <td>0%</td> </tr> <tr> <td>Disagree</td> <td>1</td> <td>5.26%</td> </tr> <tr> <td>Strongly Disagree</td> <td>0</td> <td>0%</td> </tr> </tbody> </table>	Choice	Number	Percentage	Strongly Agree	15	78.95%	Agree	3	15.79%	Uncertain	0	0%	Disagree	1	5.26%	Strongly Disagree	0	0%	 <p>78.9%</p> <ul style="list-style-type: none"> ● Stron... ● Agree ● Disa...
Choice	Number	Percentage																			
Strongly Agree	15	78.95%																			
Agree	3	15.79%																			
Uncertain	0	0%																			
Disagree	1	5.26%																			
Strongly Disagree	0	0%																			
9	Classrooms were satisfactory	<table border="1"> <thead> <tr> <th>Choice</th> <th>Number</th> <th>Percentage</th> </tr> </thead> <tbody> <tr> <td>Strongly Agree</td> <td>14</td> <td>73.68%</td> </tr> <tr> <td>Agree</td> <td>4</td> <td>21.05%</td> </tr> <tr> <td>Uncertain</td> <td>0</td> <td>0%</td> </tr> <tr> <td>Disagree</td> <td>1</td> <td>5.26%</td> </tr> <tr> <td>Strongly Disagree</td> <td>0</td> <td>0%</td> </tr> </tbody> </table>	Choice	Number	Percentage	Strongly Agree	14	73.68%	Agree	4	21.05%	Uncertain	0	0%	Disagree	1	5.26%	Strongly Disagree	0	0%	 <p>73.7%</p> <ul style="list-style-type: none"> ● Stron... ● Agree ● Disa...
Choice	Number	Percentage																			
Strongly Agree	14	73.68%																			
Agree	4	21.05%																			
Uncertain	0	0%																			
Disagree	1	5.26%																			
Strongly Disagree	0	0%																			

10	Learning materials (Lesson Plans, Course Notes etc.) were relevant and useful	<table border="1"> <thead> <tr> <th>Choice</th> <th>Number</th> <th>Percentage</th> </tr> </thead> <tbody> <tr> <td>Strongly Agree</td> <td>15</td> <td>78.95%</td> </tr> <tr> <td>Agree</td> <td>3</td> <td>15.79%</td> </tr> <tr> <td>Uncertain</td> <td>0</td> <td>0%</td> </tr> <tr> <td>Disagree</td> <td>1</td> <td>5.26%</td> </tr> <tr> <td>Strongly Disagree</td> <td>0</td> <td>0%</td> </tr> </tbody> </table>	Choice	Number	Percentage	Strongly Agree	15	78.95%	Agree	3	15.79%	Uncertain	0	0%	Disagree	1	5.26%	Strongly Disagree	0	0%	<p>78.9%</p> <ul style="list-style-type: none"> ● Stron... ● Agree ● Disa...
Choice	Number	Percentage																			
Strongly Agree	15	78.95%																			
Agree	3	15.79%																			
Uncertain	0	0%																			
Disagree	1	5.26%																			
Strongly Disagree	0	0%																			
11	Recommended reading Books etc. were relevant and appropriate	<table border="1"> <thead> <tr> <th>Choice</th> <th>Number</th> <th>Percentage</th> </tr> </thead> <tbody> <tr> <td>Strongly Agree</td> <td>14</td> <td>73.68%</td> </tr> <tr> <td>Agree</td> <td>4</td> <td>21.05%</td> </tr> <tr> <td>Uncertain</td> <td>0</td> <td>0%</td> </tr> <tr> <td>Disagree</td> <td>1</td> <td>5.26%</td> </tr> <tr> <td>Strongly Disagree</td> <td>0</td> <td>0%</td> </tr> </tbody> </table>	Choice	Number	Percentage	Strongly Agree	14	73.68%	Agree	4	21.05%	Uncertain	0	0%	Disagree	1	5.26%	Strongly Disagree	0	0%	<p>73.7%</p> <ul style="list-style-type: none"> ● Stron... ● Agree ● Disa...
Choice	Number	Percentage																			
Strongly Agree	14	73.68%																			
Agree	4	21.05%																			
Uncertain	0	0%																			
Disagree	1	5.26%																			
Strongly Disagree	0	0%																			
12	The provision of learning resources in the library was adequate and appropriate	<table border="1"> <thead> <tr> <th>Choice</th> <th>Number</th> <th>Percentage</th> </tr> </thead> <tbody> <tr> <td>Strongly Agree</td> <td>14</td> <td>73.68%</td> </tr> <tr> <td>Agree</td> <td>4</td> <td>21.05%</td> </tr> <tr> <td>Uncertain</td> <td>0</td> <td>0%</td> </tr> <tr> <td>Disagree</td> <td>1</td> <td>5.26%</td> </tr> <tr> <td>Strongly Disagree</td> <td>0</td> <td>0%</td> </tr> </tbody> </table>	Choice	Number	Percentage	Strongly Agree	14	73.68%	Agree	4	21.05%	Uncertain	0	0%	Disagree	1	5.26%	Strongly Disagree	0	0%	<p>73.7%</p> <ul style="list-style-type: none"> ● Stron... ● Agree ● Disa...
Choice	Number	Percentage																			
Strongly Agree	14	73.68%																			
Agree	4	21.05%																			
Uncertain	0	0%																			
Disagree	1	5.26%																			
Strongly Disagree	0	0%																			
13	The provision of learning resources on the Web was adequate and appropriate (if relevant)	<table border="1"> <thead> <tr> <th>Choice</th> <th>Number</th> <th>Percentage</th> </tr> </thead> <tbody> <tr> <td>Strongly Agree</td> <td>14</td> <td>73.68%</td> </tr> <tr> <td>Agree</td> <td>4</td> <td>21.05%</td> </tr> <tr> <td>Uncertain</td> <td>0</td> <td>0%</td> </tr> <tr> <td>Disagree</td> <td>1</td> <td>5.26%</td> </tr> <tr> <td>Strongly Disagree</td> <td>0</td> <td>0%</td> </tr> </tbody> </table>	Choice	Number	Percentage	Strongly Agree	14	73.68%	Agree	4	21.05%	Uncertain	0	0%	Disagree	1	5.26%	Strongly Disagree	0	0%	<p>73.7%</p> <ul style="list-style-type: none"> ● Stron... ● Agree ● Disa...
Choice	Number	Percentage																			
Strongly Agree	14	73.68%																			
Agree	4	21.05%																			
Uncertain	0	0%																			
Disagree	1	5.26%																			
Strongly Disagree	0	0%																			
14	The Course stimulated my interest and thought on the subject area	<table border="1"> <thead> <tr> <th>Choice</th> <th>Number</th> <th>Percentage</th> </tr> </thead> <tbody> <tr> <td>Strongly Agree</td> <td>15</td> <td>78.95%</td> </tr> <tr> <td>Agree</td> <td>3</td> <td>15.79%</td> </tr> <tr> <td>Uncertain</td> <td>0</td> <td>0%</td> </tr> <tr> <td>Disagree</td> <td>1</td> <td>5.26%</td> </tr> <tr> <td>Strongly Disagree</td> <td>0</td> <td>0%</td> </tr> </tbody> </table>	Choice	Number	Percentage	Strongly Agree	15	78.95%	Agree	3	15.79%	Uncertain	0	0%	Disagree	1	5.26%	Strongly Disagree	0	0%	<p>78.9%</p> <ul style="list-style-type: none"> ● Stron... ● Agree ● Disa...
Choice	Number	Percentage																			
Strongly Agree	15	78.95%																			
Agree	3	15.79%																			
Uncertain	0	0%																			
Disagree	1	5.26%																			
Strongly Disagree	0	0%																			

15	The pace of the Course was appropriate	<table border="1"> <thead> <tr> <th>Choice</th> <th>Number</th> <th>Percentage</th> </tr> </thead> <tbody> <tr> <td>Strongly Agree</td> <td>15</td> <td>78.95%</td> </tr> <tr> <td>Agree</td> <td>3</td> <td>15.79%</td> </tr> <tr> <td>Uncertain</td> <td>0</td> <td>0%</td> </tr> <tr> <td>Disagree</td> <td>1</td> <td>5.26%</td> </tr> <tr> <td>Strongly Disagree</td> <td>0</td> <td>0%</td> </tr> </tbody> </table>	Choice	Number	Percentage	Strongly Agree	15	78.95%	Agree	3	15.79%	Uncertain	0	0%	Disagree	1	5.26%	Strongly Disagree	0	0%	 <p>78.9%</p> <ul style="list-style-type: none"> ● Stron... ● Agree ● Disa...
Choice	Number	Percentage																			
Strongly Agree	15	78.95%																			
Agree	3	15.79%																			
Uncertain	0	0%																			
Disagree	1	5.26%																			
Strongly Disagree	0	0%																			
16	Ideas and concepts were presented clearly	<table border="1"> <thead> <tr> <th>Choice</th> <th>Number</th> <th>Percentage</th> </tr> </thead> <tbody> <tr> <td>Strongly Agree</td> <td>15</td> <td>78.95%</td> </tr> <tr> <td>Agree</td> <td>3</td> <td>15.79%</td> </tr> <tr> <td>Uncertain</td> <td>0</td> <td>0%</td> </tr> <tr> <td>Disagree</td> <td>1</td> <td>5.26%</td> </tr> <tr> <td>Strongly Disagree</td> <td>0</td> <td>0%</td> </tr> </tbody> </table>	Choice	Number	Percentage	Strongly Agree	15	78.95%	Agree	3	15.79%	Uncertain	0	0%	Disagree	1	5.26%	Strongly Disagree	0	0%	 <p>78.9%</p> <ul style="list-style-type: none"> ● Stron... ● Agree ● Disa...
Choice	Number	Percentage																			
Strongly Agree	15	78.95%																			
Agree	3	15.79%																			
Uncertain	0	0%																			
Disagree	1	5.26%																			
Strongly Disagree	0	0%																			
17	The method of assessment were reasonable	<table border="1"> <thead> <tr> <th>Choice</th> <th>Number</th> <th>Percentage</th> </tr> </thead> <tbody> <tr> <td>Strongly Agree</td> <td>15</td> <td>78.95%</td> </tr> <tr> <td>Agree</td> <td>3</td> <td>15.79%</td> </tr> <tr> <td>Uncertain</td> <td>0</td> <td>0%</td> </tr> <tr> <td>Disagree</td> <td>1</td> <td>5.26%</td> </tr> <tr> <td>Strongly Disagree</td> <td>0</td> <td>0%</td> </tr> </tbody> </table>	Choice	Number	Percentage	Strongly Agree	15	78.95%	Agree	3	15.79%	Uncertain	0	0%	Disagree	1	5.26%	Strongly Disagree	0	0%	 <p>78.9%</p> <ul style="list-style-type: none"> ● Stron... ● Agree ● Disa...
Choice	Number	Percentage																			
Strongly Agree	15	78.95%																			
Agree	3	15.79%																			
Uncertain	0	0%																			
Disagree	1	5.26%																			
Strongly Disagree	0	0%																			
18	Feedback on assessment was timely	<table border="1"> <thead> <tr> <th>Choice</th> <th>Number</th> <th>Percentage</th> </tr> </thead> <tbody> <tr> <td>Strongly Agree</td> <td>14</td> <td>73.68%</td> </tr> <tr> <td>Agree</td> <td>4</td> <td>21.05%</td> </tr> <tr> <td>Uncertain</td> <td>0</td> <td>0%</td> </tr> <tr> <td>Disagree</td> <td>1</td> <td>5.26%</td> </tr> <tr> <td>Strongly Disagree</td> <td>0</td> <td>0%</td> </tr> </tbody> </table>	Choice	Number	Percentage	Strongly Agree	14	73.68%	Agree	4	21.05%	Uncertain	0	0%	Disagree	1	5.26%	Strongly Disagree	0	0%	 <p>73.7%</p> <ul style="list-style-type: none"> ● Stron... ● Agree ● Disa...
Choice	Number	Percentage																			
Strongly Agree	14	73.68%																			
Agree	4	21.05%																			
Uncertain	0	0%																			
Disagree	1	5.26%																			
Strongly Disagree	0	0%																			
19	Feedback on assessment was helpful	<table border="1"> <thead> <tr> <th>Choice</th> <th>Number</th> <th>Percentage</th> </tr> </thead> <tbody> <tr> <td>Strongly Agree</td> <td>14</td> <td>73.68%</td> </tr> <tr> <td>Agree</td> <td>4</td> <td>21.05%</td> </tr> <tr> <td>Uncertain</td> <td>0</td> <td>0%</td> </tr> <tr> <td>Disagree</td> <td>1</td> <td>5.26%</td> </tr> <tr> <td>Strongly Disagree</td> <td>0</td> <td>0%</td> </tr> </tbody> </table>	Choice	Number	Percentage	Strongly Agree	14	73.68%	Agree	4	21.05%	Uncertain	0	0%	Disagree	1	5.26%	Strongly Disagree	0	0%	 <p>73.7%</p> <ul style="list-style-type: none"> ● Stron... ● Agree ● Disa...
Choice	Number	Percentage																			
Strongly Agree	14	73.68%																			
Agree	4	21.05%																			
Uncertain	0	0%																			
Disagree	1	5.26%																			
Strongly Disagree	0	0%																			

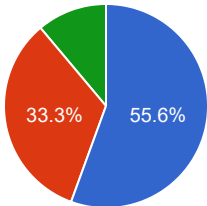
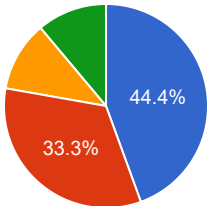
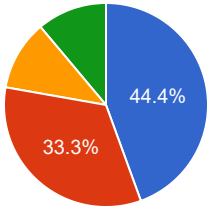
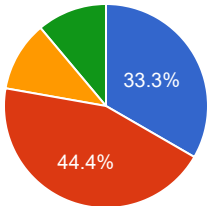
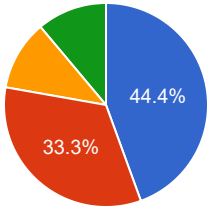
20	I understood the lectures	<table border="1"> <thead> <tr> <th>Choice</th> <th>Number</th> <th>Percentage</th> </tr> </thead> <tbody> <tr> <td>Strongly Agree</td> <td>15</td> <td>78.95%</td> </tr> <tr> <td>Agree</td> <td>3</td> <td>15.79%</td> </tr> <tr> <td>Uncertain</td> <td>0</td> <td>0%</td> </tr> <tr> <td>Disagree</td> <td>1</td> <td>5.26%</td> </tr> <tr> <td>Strongly Disagree</td> <td>0</td> <td>0%</td> </tr> </tbody> </table>	Choice	Number	Percentage	Strongly Agree	15	78.95%	Agree	3	15.79%	Uncertain	0	0%	Disagree	1	5.26%	Strongly Disagree	0	0%	 <p>78.9%</p> <ul style="list-style-type: none"> ● Stron... ● Agree ● Disa...
Choice	Number	Percentage																			
Strongly Agree	15	78.95%																			
Agree	3	15.79%																			
Uncertain	0	0%																			
Disagree	1	5.26%																			
Strongly Disagree	0	0%																			
21	The material was well organized and presented	<table border="1"> <thead> <tr> <th>Choice</th> <th>Number</th> <th>Percentage</th> </tr> </thead> <tbody> <tr> <td>Strongly Agree</td> <td>14</td> <td>73.68%</td> </tr> <tr> <td>Agree</td> <td>4</td> <td>21.05%</td> </tr> <tr> <td>Uncertain</td> <td>0</td> <td>0%</td> </tr> <tr> <td>Disagree</td> <td>1</td> <td>5.26%</td> </tr> <tr> <td>Strongly Disagree</td> <td>0</td> <td>0%</td> </tr> </tbody> </table>	Choice	Number	Percentage	Strongly Agree	14	73.68%	Agree	4	21.05%	Uncertain	0	0%	Disagree	1	5.26%	Strongly Disagree	0	0%	 <p>73.7%</p> <ul style="list-style-type: none"> ● Stron... ● Agree ● Disa...
Choice	Number	Percentage																			
Strongly Agree	14	73.68%																			
Agree	4	21.05%																			
Uncertain	0	0%																			
Disagree	1	5.26%																			
Strongly Disagree	0	0%																			
22	The instructor was responsive to student needs and problems	<table border="1"> <thead> <tr> <th>Choice</th> <th>Number</th> <th>Percentage</th> </tr> </thead> <tbody> <tr> <td>Strongly Agree</td> <td>14</td> <td>73.68%</td> </tr> <tr> <td>Agree</td> <td>4</td> <td>21.05%</td> </tr> <tr> <td>Uncertain</td> <td>0</td> <td>0%</td> </tr> <tr> <td>Disagree</td> <td>1</td> <td>5.26%</td> </tr> <tr> <td>Strongly Disagree</td> <td>0</td> <td>0%</td> </tr> </tbody> </table>	Choice	Number	Percentage	Strongly Agree	14	73.68%	Agree	4	21.05%	Uncertain	0	0%	Disagree	1	5.26%	Strongly Disagree	0	0%	 <p>73.7%</p> <ul style="list-style-type: none"> ● Stron... ● Agree ● Disa...
Choice	Number	Percentage																			
Strongly Agree	14	73.68%																			
Agree	4	21.05%																			
Uncertain	0	0%																			
Disagree	1	5.26%																			
Strongly Disagree	0	0%																			
23	Had the instructor been regular throughout the course	<table border="1"> <thead> <tr> <th>Choice</th> <th>Number</th> <th>Percentage</th> </tr> </thead> <tbody> <tr> <td>Strongly Agree</td> <td>14</td> <td>73.68%</td> </tr> <tr> <td>Agree</td> <td>4</td> <td>21.05%</td> </tr> <tr> <td>Uncertain</td> <td>0</td> <td>0%</td> </tr> <tr> <td>Disagree</td> <td>1</td> <td>5.26%</td> </tr> <tr> <td>Strongly Disagree</td> <td>0</td> <td>0%</td> </tr> </tbody> </table>	Choice	Number	Percentage	Strongly Agree	14	73.68%	Agree	4	21.05%	Uncertain	0	0%	Disagree	1	5.26%	Strongly Disagree	0	0%	 <p>73.7%</p> <ul style="list-style-type: none"> ● Stron... ● Agree ● Disa...
Choice	Number	Percentage																			
Strongly Agree	14	73.68%																			
Agree	4	21.05%																			
Uncertain	0	0%																			
Disagree	1	5.26%																			
Strongly Disagree	0	0%																			
24	The material in the tutorials was useful	<table border="1"> <thead> <tr> <th>Choice</th> <th>Number</th> <th>Percentage</th> </tr> </thead> <tbody> <tr> <td>Strongly Agree</td> <td>14</td> <td>73.68%</td> </tr> <tr> <td>Agree</td> <td>4</td> <td>21.05%</td> </tr> <tr> <td>Uncertain</td> <td>0</td> <td>0%</td> </tr> <tr> <td>Disagree</td> <td>1</td> <td>5.26%</td> </tr> <tr> <td>Strongly Disagree</td> <td>0</td> <td>0%</td> </tr> </tbody> </table>	Choice	Number	Percentage	Strongly Agree	14	73.68%	Agree	4	21.05%	Uncertain	0	0%	Disagree	1	5.26%	Strongly Disagree	0	0%	 <p>73.7%</p> <ul style="list-style-type: none"> ● Stron... ● Agree ● Disa...
Choice	Number	Percentage																			
Strongly Agree	14	73.68%																			
Agree	4	21.05%																			
Uncertain	0	0%																			
Disagree	1	5.26%																			
Strongly Disagree	0	0%																			

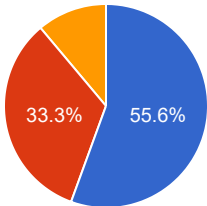
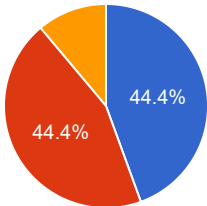
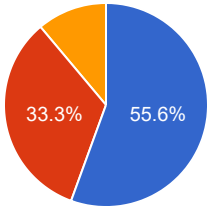
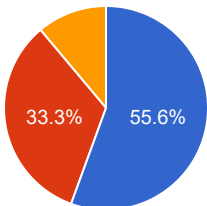
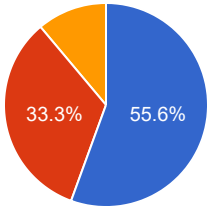
25	I was happy with the amount of work needed for tutorials	<table border="1"> <thead> <tr> <th>Choice</th> <th>Number</th> <th>Percentage</th> </tr> </thead> <tbody> <tr> <td>Strongly Agree</td> <td>14</td> <td>73.68%</td> </tr> <tr> <td>Agree</td> <td>4</td> <td>21.05%</td> </tr> <tr> <td>Uncertain</td> <td>0</td> <td>0%</td> </tr> <tr> <td>Disagree</td> <td>1</td> <td>5.26%</td> </tr> <tr> <td>Strongly Disagree</td> <td>0</td> <td>0%</td> </tr> </tbody> </table>	Choice	Number	Percentage	Strongly Agree	14	73.68%	Agree	4	21.05%	Uncertain	0	0%	Disagree	1	5.26%	Strongly Disagree	0	0%	
Choice	Number	Percentage																			
Strongly Agree	14	73.68%																			
Agree	4	21.05%																			
Uncertain	0	0%																			
Disagree	1	5.26%																			
Strongly Disagree	0	0%																			
26	The tutor dealt effectively with my problems	<table border="1"> <thead> <tr> <th>Choice</th> <th>Number</th> <th>Percentage</th> </tr> </thead> <tbody> <tr> <td>Strongly Agree</td> <td>14</td> <td>73.68%</td> </tr> <tr> <td>Agree</td> <td>4</td> <td>21.05%</td> </tr> <tr> <td>Uncertain</td> <td>0</td> <td>0%</td> </tr> <tr> <td>Disagree</td> <td>1</td> <td>5.26%</td> </tr> <tr> <td>Strongly Disagree</td> <td>0</td> <td>0%</td> </tr> </tbody> </table>	Choice	Number	Percentage	Strongly Agree	14	73.68%	Agree	4	21.05%	Uncertain	0	0%	Disagree	1	5.26%	Strongly Disagree	0	0%	
Choice	Number	Percentage																			
Strongly Agree	14	73.68%																			
Agree	4	21.05%																			
Uncertain	0	0%																			
Disagree	1	5.26%																			
Strongly Disagree	0	0%																			
27	The material in the practicals was useful	<table border="1"> <thead> <tr> <th>Choice</th> <th>Number</th> <th>Percentage</th> </tr> </thead> <tbody> <tr> <td>Strongly Agree</td> <td>14</td> <td>73.68%</td> </tr> <tr> <td>Agree</td> <td>4</td> <td>21.05%</td> </tr> <tr> <td>Uncertain</td> <td>0</td> <td>0%</td> </tr> <tr> <td>Disagree</td> <td>1</td> <td>5.26%</td> </tr> <tr> <td>Strongly Disagree</td> <td>0</td> <td>0%</td> </tr> </tbody> </table>	Choice	Number	Percentage	Strongly Agree	14	73.68%	Agree	4	21.05%	Uncertain	0	0%	Disagree	1	5.26%	Strongly Disagree	0	0%	
Choice	Number	Percentage																			
Strongly Agree	14	73.68%																			
Agree	4	21.05%																			
Uncertain	0	0%																			
Disagree	1	5.26%																			
Strongly Disagree	0	0%																			
28	The demonstrators dealt effectively with my problems	<table border="1"> <thead> <tr> <th>Choice</th> <th>Number</th> <th>Percentage</th> </tr> </thead> <tbody> <tr> <td>Strongly Agree</td> <td>14</td> <td>73.68%</td> </tr> <tr> <td>Agree</td> <td>4</td> <td>21.05%</td> </tr> <tr> <td>Uncertain</td> <td>0</td> <td>0%</td> </tr> <tr> <td>Disagree</td> <td>1</td> <td>5.26%</td> </tr> <tr> <td>Strongly Disagree</td> <td>0</td> <td>0%</td> </tr> </tbody> </table>	Choice	Number	Percentage	Strongly Agree	14	73.68%	Agree	4	21.05%	Uncertain	0	0%	Disagree	1	5.26%	Strongly Disagree	0	0%	
Choice	Number	Percentage																			
Strongly Agree	14	73.68%																			
Agree	4	21.05%																			
Uncertain	0	0%																			
Disagree	1	5.26%																			
Strongly Disagree	0	0%																			

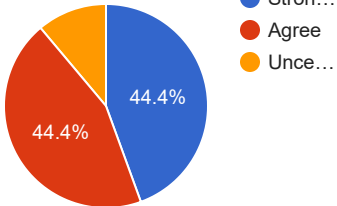
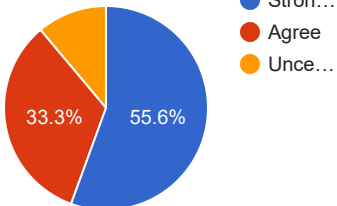
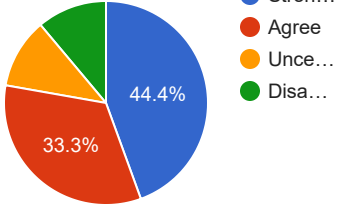
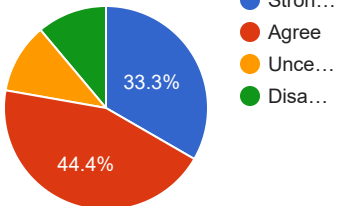
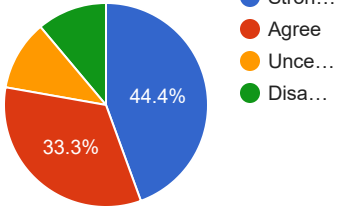
29	The best features of the Course were	<p>good good good</p> <p>Uncertain Yes good fce</p> <p>Good Good good</p> <p>g</p> <p>G bgfydhjgvhvm</p>
30	The Course could have been improved by	<p>good good good</p> <p>Uncertain Yes good ewf</p> <p>Good Good good</p> <p>g</p> <p>Y kgufhgj,bm</p>
31	<p>The University does not tolerate discrimination on any irrelevant distinction (e.g. race, age, gender) and is committed to work with diversity in a wholly positive way. Please indicate below anything in relation to this Course which may run counter to this objective</p>	<p>good good good</p> <p>Uncertain</p> <p>good e</p> <p>Good Good good</p> <p>g</p> <p>Y</p>

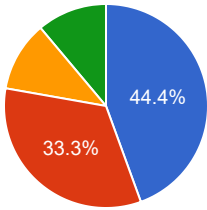
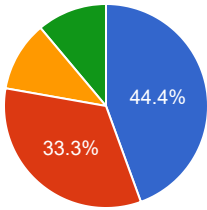
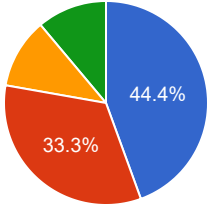
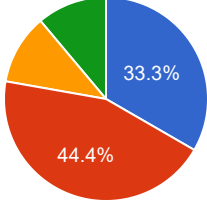
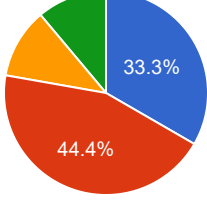
Course Evaluation - Program: 0254

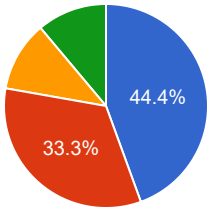
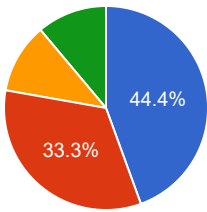
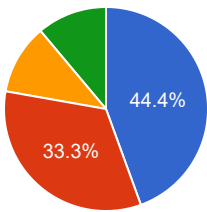
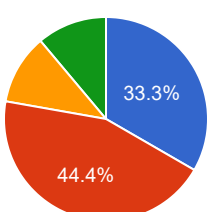
Teacher Name: WAJHAT ALI		Course ID: CT-301 Course Title: Cost Estimates & Contract Documents		Session: 2018 Fall																			
Shift: After noon -- Section:		Total Strength: 35		Attempted: 9																			
S.No	Question	Opinions			Chart																		
1	The course objectives were clear	<table border="1"> <thead> <tr> <th>Choice</th> <th>Number</th> <th>Percentage</th> </tr> </thead> <tbody> <tr> <td>Strongly Agree</td> <td>4</td> <td>44.44%</td> </tr> <tr> <td>Agree</td> <td>3</td> <td>33.33%</td> </tr> <tr> <td>Uncertain</td> <td>0</td> <td>0%</td> </tr> <tr> <td>Disagree</td> <td>2</td> <td>22.22%</td> </tr> <tr> <td>Strongly Disagree</td> <td>0</td> <td>0%</td> </tr> </tbody> </table>	Choice	Number	Percentage	Strongly Agree	4	44.44%	Agree	3	33.33%	Uncertain	0	0%	Disagree	2	22.22%	Strongly Disagree	0	0%			
Choice	Number	Percentage																					
Strongly Agree	4	44.44%																					
Agree	3	33.33%																					
Uncertain	0	0%																					
Disagree	2	22.22%																					
Strongly Disagree	0	0%																					
2	The Course workload was manageable	<table border="1"> <thead> <tr> <th>Choice</th> <th>Number</th> <th>Percentage</th> </tr> </thead> <tbody> <tr> <td>Strongly Agree</td> <td>4</td> <td>44.44%</td> </tr> <tr> <td>Agree</td> <td>3</td> <td>33.33%</td> </tr> <tr> <td>Uncertain</td> <td>0</td> <td>0%</td> </tr> <tr> <td>Disagree</td> <td>2</td> <td>22.22%</td> </tr> <tr> <td>Strongly Disagree</td> <td>0</td> <td>0%</td> </tr> </tbody> </table>	Choice	Number	Percentage	Strongly Agree	4	44.44%	Agree	3	33.33%	Uncertain	0	0%	Disagree	2	22.22%	Strongly Disagree	0	0%			
Choice	Number	Percentage																					
Strongly Agree	4	44.44%																					
Agree	3	33.33%																					
Uncertain	0	0%																					
Disagree	2	22.22%																					
Strongly Disagree	0	0%																					
3	The Course was well organized (e.g. timely access to materials, notification of changes, etc.)	<table border="1"> <thead> <tr> <th>Choice</th> <th>Number</th> <th>Percentage</th> </tr> </thead> <tbody> <tr> <td>Strongly Agree</td> <td>4</td> <td>44.44%</td> </tr> <tr> <td>Agree</td> <td>3</td> <td>33.33%</td> </tr> <tr> <td>Uncertain</td> <td>0</td> <td>0%</td> </tr> <tr> <td>Disagree</td> <td>2</td> <td>22.22%</td> </tr> <tr> <td>Strongly Disagree</td> <td>0</td> <td>0%</td> </tr> </tbody> </table>	Choice	Number	Percentage	Strongly Agree	4	44.44%	Agree	3	33.33%	Uncertain	0	0%	Disagree	2	22.22%	Strongly Disagree	0	0%			
Choice	Number	Percentage																					
Strongly Agree	4	44.44%																					
Agree	3	33.33%																					
Uncertain	0	0%																					
Disagree	2	22.22%																					
Strongly Disagree	0	0%																					
4	I participated actively in the Course	<table border="1"> <thead> <tr> <th>Choice</th> <th>Number</th> <th>Percentage</th> </tr> </thead> <tbody> <tr> <td>Strongly Agree</td> <td>4</td> <td>44.44%</td> </tr> <tr> <td>Agree</td> <td>4</td> <td>44.44%</td> </tr> <tr> <td>Uncertain</td> <td>0</td> <td>0%</td> </tr> <tr> <td>Disagree</td> <td>1</td> <td>11.11%</td> </tr> <tr> <td>Strongly Disagree</td> <td>0</td> <td>0%</td> </tr> </tbody> </table>	Choice	Number	Percentage	Strongly Agree	4	44.44%	Agree	4	44.44%	Uncertain	0	0%	Disagree	1	11.11%	Strongly Disagree	0	0%			
Choice	Number	Percentage																					
Strongly Agree	4	44.44%																					
Agree	4	44.44%																					
Uncertain	0	0%																					
Disagree	1	11.11%																					
Strongly Disagree	0	0%																					

5	I think I have made progress in this Course	<table border="1"> <thead> <tr> <th>Choice</th> <th>Number</th> <th>Percentage</th> </tr> </thead> <tbody> <tr> <td>Strongly Agree</td> <td>5</td> <td>55.56%</td> </tr> <tr> <td>Agree</td> <td>3</td> <td>33.33%</td> </tr> <tr> <td>Uncertain</td> <td>0</td> <td>0%</td> </tr> <tr> <td>Disagree</td> <td>1</td> <td>11.11%</td> </tr> <tr> <td>Strongly Disagree</td> <td>0</td> <td>0%</td> </tr> </tbody> </table>	Choice	Number	Percentage	Strongly Agree	5	55.56%	Agree	3	33.33%	Uncertain	0	0%	Disagree	1	11.11%	Strongly Disagree	0	0%	 <ul style="list-style-type: none"> ● Stron... ● Agree ● Disa...
Choice	Number	Percentage																			
Strongly Agree	5	55.56%																			
Agree	3	33.33%																			
Uncertain	0	0%																			
Disagree	1	11.11%																			
Strongly Disagree	0	0%																			
6	I think the Course was well structured to achieve the learning outcomes (there was a good balance of lectures, tutorials, practical etc.)	<table border="1"> <thead> <tr> <th>Choice</th> <th>Number</th> <th>Percentage</th> </tr> </thead> <tbody> <tr> <td>Strongly Agree</td> <td>4</td> <td>44.44%</td> </tr> <tr> <td>Agree</td> <td>3</td> <td>33.33%</td> </tr> <tr> <td>Uncertain</td> <td>1</td> <td>11.11%</td> </tr> <tr> <td>Disagree</td> <td>1</td> <td>11.11%</td> </tr> <tr> <td>Strongly Disagree</td> <td>0</td> <td>0%</td> </tr> </tbody> </table>	Choice	Number	Percentage	Strongly Agree	4	44.44%	Agree	3	33.33%	Uncertain	1	11.11%	Disagree	1	11.11%	Strongly Disagree	0	0%	 <ul style="list-style-type: none"> ● Stron... ● Agree ● Unce... ● Disa...
Choice	Number	Percentage																			
Strongly Agree	4	44.44%																			
Agree	3	33.33%																			
Uncertain	1	11.11%																			
Disagree	1	11.11%																			
Strongly Disagree	0	0%																			
7	The learning and teaching methods encouraged participation	<table border="1"> <thead> <tr> <th>Choice</th> <th>Number</th> <th>Percentage</th> </tr> </thead> <tbody> <tr> <td>Strongly Agree</td> <td>4</td> <td>44.44%</td> </tr> <tr> <td>Agree</td> <td>3</td> <td>33.33%</td> </tr> <tr> <td>Uncertain</td> <td>1</td> <td>11.11%</td> </tr> <tr> <td>Disagree</td> <td>1</td> <td>11.11%</td> </tr> <tr> <td>Strongly Disagree</td> <td>0</td> <td>0%</td> </tr> </tbody> </table>	Choice	Number	Percentage	Strongly Agree	4	44.44%	Agree	3	33.33%	Uncertain	1	11.11%	Disagree	1	11.11%	Strongly Disagree	0	0%	 <ul style="list-style-type: none"> ● Stron... ● Agree ● Unce... ● Disa...
Choice	Number	Percentage																			
Strongly Agree	4	44.44%																			
Agree	3	33.33%																			
Uncertain	1	11.11%																			
Disagree	1	11.11%																			
Strongly Disagree	0	0%																			
8	The overall environment in the class was conducive to learning	<table border="1"> <thead> <tr> <th>Choice</th> <th>Number</th> <th>Percentage</th> </tr> </thead> <tbody> <tr> <td>Strongly Agree</td> <td>3</td> <td>33.33%</td> </tr> <tr> <td>Agree</td> <td>4</td> <td>44.44%</td> </tr> <tr> <td>Uncertain</td> <td>1</td> <td>11.11%</td> </tr> <tr> <td>Disagree</td> <td>1</td> <td>11.11%</td> </tr> <tr> <td>Strongly Disagree</td> <td>0</td> <td>0%</td> </tr> </tbody> </table>	Choice	Number	Percentage	Strongly Agree	3	33.33%	Agree	4	44.44%	Uncertain	1	11.11%	Disagree	1	11.11%	Strongly Disagree	0	0%	 <ul style="list-style-type: none"> ● Stron... ● Agree ● Unce... ● Disa...
Choice	Number	Percentage																			
Strongly Agree	3	33.33%																			
Agree	4	44.44%																			
Uncertain	1	11.11%																			
Disagree	1	11.11%																			
Strongly Disagree	0	0%																			
9	Classrooms were satisfactory	<table border="1"> <thead> <tr> <th>Choice</th> <th>Number</th> <th>Percentage</th> </tr> </thead> <tbody> <tr> <td>Strongly Agree</td> <td>4</td> <td>44.44%</td> </tr> <tr> <td>Agree</td> <td>3</td> <td>33.33%</td> </tr> <tr> <td>Uncertain</td> <td>1</td> <td>11.11%</td> </tr> <tr> <td>Disagree</td> <td>1</td> <td>11.11%</td> </tr> <tr> <td>Strongly Disagree</td> <td>0</td> <td>0%</td> </tr> </tbody> </table>	Choice	Number	Percentage	Strongly Agree	4	44.44%	Agree	3	33.33%	Uncertain	1	11.11%	Disagree	1	11.11%	Strongly Disagree	0	0%	 <ul style="list-style-type: none"> ● Stron... ● Agree ● Unce... ● Disa...
Choice	Number	Percentage																			
Strongly Agree	4	44.44%																			
Agree	3	33.33%																			
Uncertain	1	11.11%																			
Disagree	1	11.11%																			
Strongly Disagree	0	0%																			

10	Learning materials (Lesson Plans, Course Notes etc.) were relevant and useful	<table border="1"> <thead> <tr> <th>Choice</th> <th>Number</th> <th>Percentage</th> </tr> </thead> <tbody> <tr> <td>Strongly Agree</td> <td>5</td> <td>55.56%</td> </tr> <tr> <td>Agree</td> <td>3</td> <td>33.33%</td> </tr> <tr> <td>Uncertain</td> <td>1</td> <td>11.11%</td> </tr> <tr> <td>Disagree</td> <td>0</td> <td>0%</td> </tr> <tr> <td>Strongly Disagree</td> <td>0</td> <td>0%</td> </tr> </tbody> </table>	Choice	Number	Percentage	Strongly Agree	5	55.56%	Agree	3	33.33%	Uncertain	1	11.11%	Disagree	0	0%	Strongly Disagree	0	0%	 <p> ● Stron... ● Agree ● Unce... </p>
Choice	Number	Percentage																			
Strongly Agree	5	55.56%																			
Agree	3	33.33%																			
Uncertain	1	11.11%																			
Disagree	0	0%																			
Strongly Disagree	0	0%																			
11	Recommended reading Books etc. were relevant and appropriate	<table border="1"> <thead> <tr> <th>Choice</th> <th>Number</th> <th>Percentage</th> </tr> </thead> <tbody> <tr> <td>Strongly Agree</td> <td>4</td> <td>44.44%</td> </tr> <tr> <td>Agree</td> <td>4</td> <td>44.44%</td> </tr> <tr> <td>Uncertain</td> <td>1</td> <td>11.11%</td> </tr> <tr> <td>Disagree</td> <td>0</td> <td>0%</td> </tr> <tr> <td>Strongly Disagree</td> <td>0</td> <td>0%</td> </tr> </tbody> </table>	Choice	Number	Percentage	Strongly Agree	4	44.44%	Agree	4	44.44%	Uncertain	1	11.11%	Disagree	0	0%	Strongly Disagree	0	0%	 <p> ● Stron... ● Agree ● Unce... </p>
Choice	Number	Percentage																			
Strongly Agree	4	44.44%																			
Agree	4	44.44%																			
Uncertain	1	11.11%																			
Disagree	0	0%																			
Strongly Disagree	0	0%																			
12	The provision of learning resources in the library was adequate and appropriate	<table border="1"> <thead> <tr> <th>Choice</th> <th>Number</th> <th>Percentage</th> </tr> </thead> <tbody> <tr> <td>Strongly Agree</td> <td>5</td> <td>55.56%</td> </tr> <tr> <td>Agree</td> <td>3</td> <td>33.33%</td> </tr> <tr> <td>Uncertain</td> <td>1</td> <td>11.11%</td> </tr> <tr> <td>Disagree</td> <td>0</td> <td>0%</td> </tr> <tr> <td>Strongly Disagree</td> <td>0</td> <td>0%</td> </tr> </tbody> </table>	Choice	Number	Percentage	Strongly Agree	5	55.56%	Agree	3	33.33%	Uncertain	1	11.11%	Disagree	0	0%	Strongly Disagree	0	0%	 <p> ● Stron... ● Agree ● Unce... </p>
Choice	Number	Percentage																			
Strongly Agree	5	55.56%																			
Agree	3	33.33%																			
Uncertain	1	11.11%																			
Disagree	0	0%																			
Strongly Disagree	0	0%																			
13	The provision of learning resources on the Web was adequate and appropriate (if relevant)	<table border="1"> <thead> <tr> <th>Choice</th> <th>Number</th> <th>Percentage</th> </tr> </thead> <tbody> <tr> <td>Strongly Agree</td> <td>5</td> <td>55.56%</td> </tr> <tr> <td>Agree</td> <td>3</td> <td>33.33%</td> </tr> <tr> <td>Uncertain</td> <td>1</td> <td>11.11%</td> </tr> <tr> <td>Disagree</td> <td>0</td> <td>0%</td> </tr> <tr> <td>Strongly Disagree</td> <td>0</td> <td>0%</td> </tr> </tbody> </table>	Choice	Number	Percentage	Strongly Agree	5	55.56%	Agree	3	33.33%	Uncertain	1	11.11%	Disagree	0	0%	Strongly Disagree	0	0%	 <p> ● Stron... ● Agree ● Unce... </p>
Choice	Number	Percentage																			
Strongly Agree	5	55.56%																			
Agree	3	33.33%																			
Uncertain	1	11.11%																			
Disagree	0	0%																			
Strongly Disagree	0	0%																			
14	The Course stimulated my interest and thought on the subject area	<table border="1"> <thead> <tr> <th>Choice</th> <th>Number</th> <th>Percentage</th> </tr> </thead> <tbody> <tr> <td>Strongly Agree</td> <td>5</td> <td>55.56%</td> </tr> <tr> <td>Agree</td> <td>3</td> <td>33.33%</td> </tr> <tr> <td>Uncertain</td> <td>1</td> <td>11.11%</td> </tr> <tr> <td>Disagree</td> <td>0</td> <td>0%</td> </tr> <tr> <td>Strongly Disagree</td> <td>0</td> <td>0%</td> </tr> </tbody> </table>	Choice	Number	Percentage	Strongly Agree	5	55.56%	Agree	3	33.33%	Uncertain	1	11.11%	Disagree	0	0%	Strongly Disagree	0	0%	 <p> ● Stron... ● Agree ● Unce... </p>
Choice	Number	Percentage																			
Strongly Agree	5	55.56%																			
Agree	3	33.33%																			
Uncertain	1	11.11%																			
Disagree	0	0%																			
Strongly Disagree	0	0%																			

15	The pace of the Course was appropriate	<table border="1"> <thead> <tr> <th>Choice</th> <th>Number</th> <th>Percentage</th> </tr> </thead> <tbody> <tr> <td>Strongly Agree</td> <td>4</td> <td>44.44%</td> </tr> <tr> <td>Agree</td> <td>4</td> <td>44.44%</td> </tr> <tr> <td>Uncertain</td> <td>1</td> <td>11.11%</td> </tr> <tr> <td>Disagree</td> <td>0</td> <td>0%</td> </tr> <tr> <td>Strongly Disagree</td> <td>0</td> <td>0%</td> </tr> </tbody> </table>	Choice	Number	Percentage	Strongly Agree	4	44.44%	Agree	4	44.44%	Uncertain	1	11.11%	Disagree	0	0%	Strongly Disagree	0	0%	
Choice	Number	Percentage																			
Strongly Agree	4	44.44%																			
Agree	4	44.44%																			
Uncertain	1	11.11%																			
Disagree	0	0%																			
Strongly Disagree	0	0%																			
16	Ideas and concepts were presented clearly	<table border="1"> <thead> <tr> <th>Choice</th> <th>Number</th> <th>Percentage</th> </tr> </thead> <tbody> <tr> <td>Strongly Agree</td> <td>5</td> <td>55.56%</td> </tr> <tr> <td>Agree</td> <td>3</td> <td>33.33%</td> </tr> <tr> <td>Uncertain</td> <td>1</td> <td>11.11%</td> </tr> <tr> <td>Disagree</td> <td>0</td> <td>0%</td> </tr> <tr> <td>Strongly Disagree</td> <td>0</td> <td>0%</td> </tr> </tbody> </table>	Choice	Number	Percentage	Strongly Agree	5	55.56%	Agree	3	33.33%	Uncertain	1	11.11%	Disagree	0	0%	Strongly Disagree	0	0%	
Choice	Number	Percentage																			
Strongly Agree	5	55.56%																			
Agree	3	33.33%																			
Uncertain	1	11.11%																			
Disagree	0	0%																			
Strongly Disagree	0	0%																			
17	The method of assessment were reasonable	<table border="1"> <thead> <tr> <th>Choice</th> <th>Number</th> <th>Percentage</th> </tr> </thead> <tbody> <tr> <td>Strongly Agree</td> <td>4</td> <td>44.44%</td> </tr> <tr> <td>Agree</td> <td>3</td> <td>33.33%</td> </tr> <tr> <td>Uncertain</td> <td>1</td> <td>11.11%</td> </tr> <tr> <td>Disagree</td> <td>1</td> <td>11.11%</td> </tr> <tr> <td>Strongly Disagree</td> <td>0</td> <td>0%</td> </tr> </tbody> </table>	Choice	Number	Percentage	Strongly Agree	4	44.44%	Agree	3	33.33%	Uncertain	1	11.11%	Disagree	1	11.11%	Strongly Disagree	0	0%	
Choice	Number	Percentage																			
Strongly Agree	4	44.44%																			
Agree	3	33.33%																			
Uncertain	1	11.11%																			
Disagree	1	11.11%																			
Strongly Disagree	0	0%																			
18	Feedback on assessment was timely	<table border="1"> <thead> <tr> <th>Choice</th> <th>Number</th> <th>Percentage</th> </tr> </thead> <tbody> <tr> <td>Strongly Agree</td> <td>3</td> <td>33.33%</td> </tr> <tr> <td>Agree</td> <td>4</td> <td>44.44%</td> </tr> <tr> <td>Uncertain</td> <td>1</td> <td>11.11%</td> </tr> <tr> <td>Disagree</td> <td>1</td> <td>11.11%</td> </tr> <tr> <td>Strongly Disagree</td> <td>0</td> <td>0%</td> </tr> </tbody> </table>	Choice	Number	Percentage	Strongly Agree	3	33.33%	Agree	4	44.44%	Uncertain	1	11.11%	Disagree	1	11.11%	Strongly Disagree	0	0%	
Choice	Number	Percentage																			
Strongly Agree	3	33.33%																			
Agree	4	44.44%																			
Uncertain	1	11.11%																			
Disagree	1	11.11%																			
Strongly Disagree	0	0%																			
19	Feedback on assessment was helpful	<table border="1"> <thead> <tr> <th>Choice</th> <th>Number</th> <th>Percentage</th> </tr> </thead> <tbody> <tr> <td>Strongly Agree</td> <td>4</td> <td>44.44%</td> </tr> <tr> <td>Agree</td> <td>3</td> <td>33.33%</td> </tr> <tr> <td>Uncertain</td> <td>1</td> <td>11.11%</td> </tr> <tr> <td>Disagree</td> <td>1</td> <td>11.11%</td> </tr> <tr> <td>Strongly Disagree</td> <td>0</td> <td>0%</td> </tr> </tbody> </table>	Choice	Number	Percentage	Strongly Agree	4	44.44%	Agree	3	33.33%	Uncertain	1	11.11%	Disagree	1	11.11%	Strongly Disagree	0	0%	
Choice	Number	Percentage																			
Strongly Agree	4	44.44%																			
Agree	3	33.33%																			
Uncertain	1	11.11%																			
Disagree	1	11.11%																			
Strongly Disagree	0	0%																			

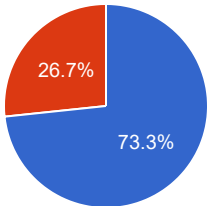
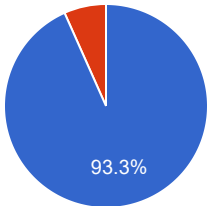
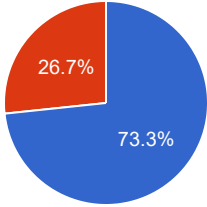
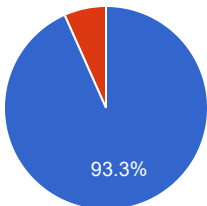
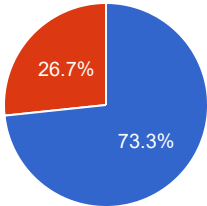
20	I understood the lectures	<table border="1"> <thead> <tr> <th>Choice</th> <th>Number</th> <th>Percentage</th> </tr> </thead> <tbody> <tr> <td>Strongly Agree</td> <td>4</td> <td>44.44%</td> </tr> <tr> <td>Agree</td> <td>3</td> <td>33.33%</td> </tr> <tr> <td>Uncertain</td> <td>1</td> <td>11.11%</td> </tr> <tr> <td>Disagree</td> <td>1</td> <td>11.11%</td> </tr> <tr> <td>Strongly Disagree</td> <td>0</td> <td>0%</td> </tr> </tbody> </table>	Choice	Number	Percentage	Strongly Agree	4	44.44%	Agree	3	33.33%	Uncertain	1	11.11%	Disagree	1	11.11%	Strongly Disagree	0	0%	 <ul style="list-style-type: none"> ● Stron... ● Agree ● Unce... ● Disa...
Choice	Number	Percentage																			
Strongly Agree	4	44.44%																			
Agree	3	33.33%																			
Uncertain	1	11.11%																			
Disagree	1	11.11%																			
Strongly Disagree	0	0%																			
21	The material was well organized and presented	<table border="1"> <thead> <tr> <th>Choice</th> <th>Number</th> <th>Percentage</th> </tr> </thead> <tbody> <tr> <td>Strongly Agree</td> <td>4</td> <td>44.44%</td> </tr> <tr> <td>Agree</td> <td>3</td> <td>33.33%</td> </tr> <tr> <td>Uncertain</td> <td>1</td> <td>11.11%</td> </tr> <tr> <td>Disagree</td> <td>1</td> <td>11.11%</td> </tr> <tr> <td>Strongly Disagree</td> <td>0</td> <td>0%</td> </tr> </tbody> </table>	Choice	Number	Percentage	Strongly Agree	4	44.44%	Agree	3	33.33%	Uncertain	1	11.11%	Disagree	1	11.11%	Strongly Disagree	0	0%	 <ul style="list-style-type: none"> ● Stron... ● Agree ● Unce... ● Disa...
Choice	Number	Percentage																			
Strongly Agree	4	44.44%																			
Agree	3	33.33%																			
Uncertain	1	11.11%																			
Disagree	1	11.11%																			
Strongly Disagree	0	0%																			
22	The instructor was responsive to student needs and problems	<table border="1"> <thead> <tr> <th>Choice</th> <th>Number</th> <th>Percentage</th> </tr> </thead> <tbody> <tr> <td>Strongly Agree</td> <td>4</td> <td>44.44%</td> </tr> <tr> <td>Agree</td> <td>3</td> <td>33.33%</td> </tr> <tr> <td>Uncertain</td> <td>1</td> <td>11.11%</td> </tr> <tr> <td>Disagree</td> <td>1</td> <td>11.11%</td> </tr> <tr> <td>Strongly Disagree</td> <td>0</td> <td>0%</td> </tr> </tbody> </table>	Choice	Number	Percentage	Strongly Agree	4	44.44%	Agree	3	33.33%	Uncertain	1	11.11%	Disagree	1	11.11%	Strongly Disagree	0	0%	 <ul style="list-style-type: none"> ● Stron... ● Agree ● Unce... ● Disa...
Choice	Number	Percentage																			
Strongly Agree	4	44.44%																			
Agree	3	33.33%																			
Uncertain	1	11.11%																			
Disagree	1	11.11%																			
Strongly Disagree	0	0%																			
23	Had the instructor been regular throughout the course	<table border="1"> <thead> <tr> <th>Choice</th> <th>Number</th> <th>Percentage</th> </tr> </thead> <tbody> <tr> <td>Strongly Agree</td> <td>3</td> <td>33.33%</td> </tr> <tr> <td>Agree</td> <td>4</td> <td>44.44%</td> </tr> <tr> <td>Uncertain</td> <td>1</td> <td>11.11%</td> </tr> <tr> <td>Disagree</td> <td>1</td> <td>11.11%</td> </tr> <tr> <td>Strongly Disagree</td> <td>0</td> <td>0%</td> </tr> </tbody> </table>	Choice	Number	Percentage	Strongly Agree	3	33.33%	Agree	4	44.44%	Uncertain	1	11.11%	Disagree	1	11.11%	Strongly Disagree	0	0%	 <ul style="list-style-type: none"> ● Stron... ● Agree ● Unce... ● Disa...
Choice	Number	Percentage																			
Strongly Agree	3	33.33%																			
Agree	4	44.44%																			
Uncertain	1	11.11%																			
Disagree	1	11.11%																			
Strongly Disagree	0	0%																			
24	The material in the tutorials was useful	<table border="1"> <thead> <tr> <th>Choice</th> <th>Number</th> <th>Percentage</th> </tr> </thead> <tbody> <tr> <td>Strongly Agree</td> <td>3</td> <td>33.33%</td> </tr> <tr> <td>Agree</td> <td>4</td> <td>44.44%</td> </tr> <tr> <td>Uncertain</td> <td>1</td> <td>11.11%</td> </tr> <tr> <td>Disagree</td> <td>1</td> <td>11.11%</td> </tr> <tr> <td>Strongly Disagree</td> <td>0</td> <td>0%</td> </tr> </tbody> </table>	Choice	Number	Percentage	Strongly Agree	3	33.33%	Agree	4	44.44%	Uncertain	1	11.11%	Disagree	1	11.11%	Strongly Disagree	0	0%	 <ul style="list-style-type: none"> ● Stron... ● Agree ● Unce... ● Disa...
Choice	Number	Percentage																			
Strongly Agree	3	33.33%																			
Agree	4	44.44%																			
Uncertain	1	11.11%																			
Disagree	1	11.11%																			
Strongly Disagree	0	0%																			

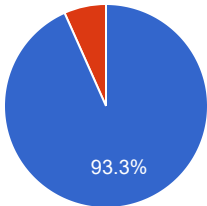
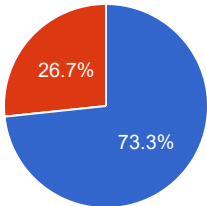
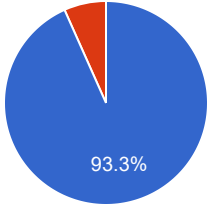
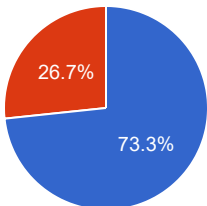
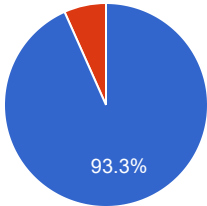
25	I was happy with the amount of work needed for tutorials	<table border="1"> <thead> <tr> <th>Choice</th> <th>Number</th> <th>Percentage</th> </tr> </thead> <tbody> <tr> <td>Strongly Agree</td> <td>4</td> <td>44.44%</td> </tr> <tr> <td>Agree</td> <td>3</td> <td>33.33%</td> </tr> <tr> <td>Uncertain</td> <td>1</td> <td>11.11%</td> </tr> <tr> <td>Disagree</td> <td>1</td> <td>11.11%</td> </tr> <tr> <td>Strongly Disagree</td> <td>0</td> <td>0%</td> </tr> </tbody> </table>	Choice	Number	Percentage	Strongly Agree	4	44.44%	Agree	3	33.33%	Uncertain	1	11.11%	Disagree	1	11.11%	Strongly Disagree	0	0%	 <p> ● Stron... ● Agree ● Unce... ● Disa... </p>
Choice	Number	Percentage																			
Strongly Agree	4	44.44%																			
Agree	3	33.33%																			
Uncertain	1	11.11%																			
Disagree	1	11.11%																			
Strongly Disagree	0	0%																			
26	The tutor dealt effectively with my problems	<table border="1"> <thead> <tr> <th>Choice</th> <th>Number</th> <th>Percentage</th> </tr> </thead> <tbody> <tr> <td>Strongly Agree</td> <td>4</td> <td>44.44%</td> </tr> <tr> <td>Agree</td> <td>3</td> <td>33.33%</td> </tr> <tr> <td>Uncertain</td> <td>1</td> <td>11.11%</td> </tr> <tr> <td>Disagree</td> <td>1</td> <td>11.11%</td> </tr> <tr> <td>Strongly Disagree</td> <td>0</td> <td>0%</td> </tr> </tbody> </table>	Choice	Number	Percentage	Strongly Agree	4	44.44%	Agree	3	33.33%	Uncertain	1	11.11%	Disagree	1	11.11%	Strongly Disagree	0	0%	 <p> ● Stron... ● Agree ● Unce... ● Disa... </p>
Choice	Number	Percentage																			
Strongly Agree	4	44.44%																			
Agree	3	33.33%																			
Uncertain	1	11.11%																			
Disagree	1	11.11%																			
Strongly Disagree	0	0%																			
27	The material in the practicals was useful	<table border="1"> <thead> <tr> <th>Choice</th> <th>Number</th> <th>Percentage</th> </tr> </thead> <tbody> <tr> <td>Strongly Agree</td> <td>4</td> <td>44.44%</td> </tr> <tr> <td>Agree</td> <td>3</td> <td>33.33%</td> </tr> <tr> <td>Uncertain</td> <td>1</td> <td>11.11%</td> </tr> <tr> <td>Disagree</td> <td>1</td> <td>11.11%</td> </tr> <tr> <td>Strongly Disagree</td> <td>0</td> <td>0%</td> </tr> </tbody> </table>	Choice	Number	Percentage	Strongly Agree	4	44.44%	Agree	3	33.33%	Uncertain	1	11.11%	Disagree	1	11.11%	Strongly Disagree	0	0%	 <p> ● Stron... ● Agree ● Unce... ● Disa... </p>
Choice	Number	Percentage																			
Strongly Agree	4	44.44%																			
Agree	3	33.33%																			
Uncertain	1	11.11%																			
Disagree	1	11.11%																			
Strongly Disagree	0	0%																			
28	The demonstrators dealt effectively with my problems	<table border="1"> <thead> <tr> <th>Choice</th> <th>Number</th> <th>Percentage</th> </tr> </thead> <tbody> <tr> <td>Strongly Agree</td> <td>3</td> <td>33.33%</td> </tr> <tr> <td>Agree</td> <td>4</td> <td>44.44%</td> </tr> <tr> <td>Uncertain</td> <td>1</td> <td>11.11%</td> </tr> <tr> <td>Disagree</td> <td>1</td> <td>11.11%</td> </tr> <tr> <td>Strongly Disagree</td> <td>0</td> <td>0%</td> </tr> </tbody> </table>	Choice	Number	Percentage	Strongly Agree	3	33.33%	Agree	4	44.44%	Uncertain	1	11.11%	Disagree	1	11.11%	Strongly Disagree	0	0%	 <p> ● Stron... ● Agree ● Unce... ● Disa... </p>
Choice	Number	Percentage																			
Strongly Agree	3	33.33%																			
Agree	4	44.44%																			
Uncertain	1	11.11%																			
Disagree	1	11.11%																			
Strongly Disagree	0	0%																			
29	The best features of the Course were	<p>poor</p> <p>.</p> <p>.</p> <p>No comments</p> <p>Nil</p> <p>OK</p> <p>.</p> <p>ok</p>																			

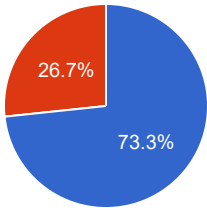
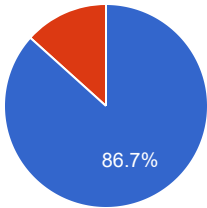
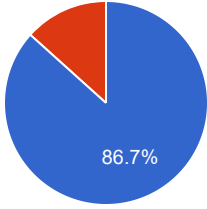
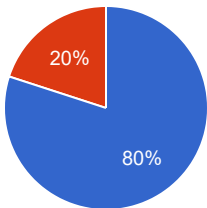
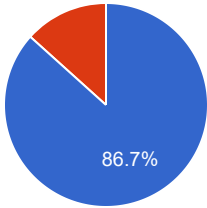
30	The Course could have been improved by	poor . . No comments Nill More lectures . ok
31	The University does not tolerate discrimination on any irrelevant distinction (e.g. race, age, gender) and is committed to work with diversity in a wholly positive way. Please indicate below anything in relation to this Course which may run counter to this objective	poor . . No comments Nill . yes

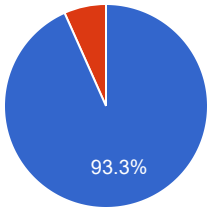
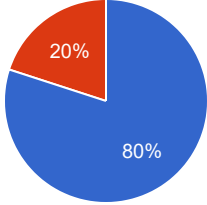
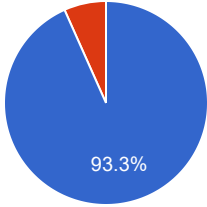
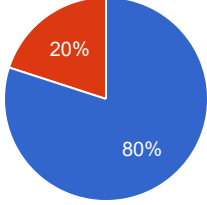
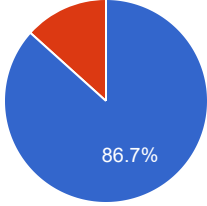
Course Evaluation - Program: 0254

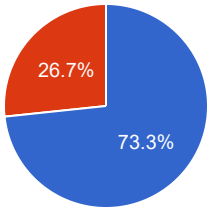
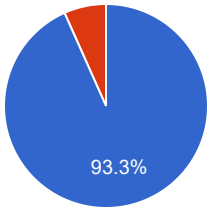
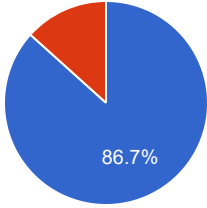
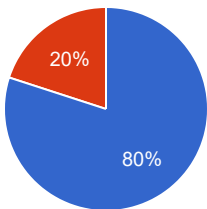
Teacher Name: SHERAZ ABBAS		Course ID: CT-106 Course Title: Architecture & Town Planning		Session: 2018 Fall																			
Shift: After noon -- Section:		Total Strength: 35		Attempted: 15																			
S.No	Question	Opinions			Chart																		
1	The course objectives were clear	<table border="1"> <thead> <tr> <th>Choice</th> <th>Number</th> <th>Percentage</th> </tr> </thead> <tbody> <tr> <td>Strongly Agree</td> <td>13</td> <td>86.67%</td> </tr> <tr> <td>Agree</td> <td>2</td> <td>13.33%</td> </tr> <tr> <td>Uncertain</td> <td>0</td> <td>0%</td> </tr> <tr> <td>Disagree</td> <td>0</td> <td>0%</td> </tr> <tr> <td>Strongly Disagree</td> <td>0</td> <td>0%</td> </tr> </tbody> </table>	Choice	Number	Percentage	Strongly Agree	13	86.67%	Agree	2	13.33%	Uncertain	0	0%	Disagree	0	0%	Strongly Disagree	0	0%	<p>A pie chart with a legend. The legend shows a blue circle for 'Stron...' and a red circle for 'Agree'. The chart shows a large blue slice representing 86.7% and a smaller red slice representing 13.3%.</p>		
Choice	Number	Percentage																					
Strongly Agree	13	86.67%																					
Agree	2	13.33%																					
Uncertain	0	0%																					
Disagree	0	0%																					
Strongly Disagree	0	0%																					
2	The Course workload was manageable	<table border="1"> <thead> <tr> <th>Choice</th> <th>Number</th> <th>Percentage</th> </tr> </thead> <tbody> <tr> <td>Strongly Agree</td> <td>11</td> <td>73.33%</td> </tr> <tr> <td>Agree</td> <td>4</td> <td>26.67%</td> </tr> <tr> <td>Uncertain</td> <td>0</td> <td>0%</td> </tr> <tr> <td>Disagree</td> <td>0</td> <td>0%</td> </tr> <tr> <td>Strongly Disagree</td> <td>0</td> <td>0%</td> </tr> </tbody> </table>	Choice	Number	Percentage	Strongly Agree	11	73.33%	Agree	4	26.67%	Uncertain	0	0%	Disagree	0	0%	Strongly Disagree	0	0%	<p>A pie chart with a legend. The legend shows a blue circle for 'Stron...' and a red circle for 'Agree'. The chart shows a large blue slice representing 73.3% and a smaller red slice representing 26.7%.</p>		
Choice	Number	Percentage																					
Strongly Agree	11	73.33%																					
Agree	4	26.67%																					
Uncertain	0	0%																					
Disagree	0	0%																					
Strongly Disagree	0	0%																					
3	The Course was well organized (e.g. timely access to materials, notification of changes, etc.)	<table border="1"> <thead> <tr> <th>Choice</th> <th>Number</th> <th>Percentage</th> </tr> </thead> <tbody> <tr> <td>Strongly Agree</td> <td>12</td> <td>80%</td> </tr> <tr> <td>Agree</td> <td>3</td> <td>20%</td> </tr> <tr> <td>Uncertain</td> <td>0</td> <td>0%</td> </tr> <tr> <td>Disagree</td> <td>0</td> <td>0%</td> </tr> <tr> <td>Strongly Disagree</td> <td>0</td> <td>0%</td> </tr> </tbody> </table>	Choice	Number	Percentage	Strongly Agree	12	80%	Agree	3	20%	Uncertain	0	0%	Disagree	0	0%	Strongly Disagree	0	0%	<p>A pie chart with a legend. The legend shows a blue circle for 'Stron...' and a red circle for 'Agree'. The chart shows a large blue slice representing 80% and a smaller red slice representing 20%.</p>		
Choice	Number	Percentage																					
Strongly Agree	12	80%																					
Agree	3	20%																					
Uncertain	0	0%																					
Disagree	0	0%																					
Strongly Disagree	0	0%																					
4	I participated actively in the Course	<table border="1"> <thead> <tr> <th>Choice</th> <th>Number</th> <th>Percentage</th> </tr> </thead> <tbody> <tr> <td>Strongly Agree</td> <td>13</td> <td>86.67%</td> </tr> <tr> <td>Agree</td> <td>2</td> <td>13.33%</td> </tr> <tr> <td>Uncertain</td> <td>0</td> <td>0%</td> </tr> <tr> <td>Disagree</td> <td>0</td> <td>0%</td> </tr> <tr> <td>Strongly Disagree</td> <td>0</td> <td>0%</td> </tr> </tbody> </table>	Choice	Number	Percentage	Strongly Agree	13	86.67%	Agree	2	13.33%	Uncertain	0	0%	Disagree	0	0%	Strongly Disagree	0	0%	<p>A pie chart with a legend. The legend shows a blue circle for 'Stron...' and a red circle for 'Agree'. The chart shows a large blue slice representing 86.7% and a smaller red slice representing 13.3%.</p>		
Choice	Number	Percentage																					
Strongly Agree	13	86.67%																					
Agree	2	13.33%																					
Uncertain	0	0%																					
Disagree	0	0%																					
Strongly Disagree	0	0%																					

5	I think I have made progress in this Course	<table border="1"> <thead> <tr> <th>Choice</th> <th>Number</th> <th>Percentage</th> </tr> </thead> <tbody> <tr> <td>Strongly Agree</td> <td>11</td> <td>73.33%</td> </tr> <tr> <td>Agree</td> <td>4</td> <td>26.67%</td> </tr> <tr> <td>Uncertain</td> <td>0</td> <td>0%</td> </tr> <tr> <td>Disagree</td> <td>0</td> <td>0%</td> </tr> <tr> <td>Strongly Disagree</td> <td>0</td> <td>0%</td> </tr> </tbody> </table>	Choice	Number	Percentage	Strongly Agree	11	73.33%	Agree	4	26.67%	Uncertain	0	0%	Disagree	0	0%	Strongly Disagree	0	0%	 <p>● Stron... ● Agree</p>
Choice	Number	Percentage																			
Strongly Agree	11	73.33%																			
Agree	4	26.67%																			
Uncertain	0	0%																			
Disagree	0	0%																			
Strongly Disagree	0	0%																			
6	I think the Course was well structured to achieve the learning outcomes (there was a good balance of lectures, tutorials, practical etc.)	<table border="1"> <thead> <tr> <th>Choice</th> <th>Number</th> <th>Percentage</th> </tr> </thead> <tbody> <tr> <td>Strongly Agree</td> <td>14</td> <td>93.33%</td> </tr> <tr> <td>Agree</td> <td>1</td> <td>6.67%</td> </tr> <tr> <td>Uncertain</td> <td>0</td> <td>0%</td> </tr> <tr> <td>Disagree</td> <td>0</td> <td>0%</td> </tr> <tr> <td>Strongly Disagree</td> <td>0</td> <td>0%</td> </tr> </tbody> </table>	Choice	Number	Percentage	Strongly Agree	14	93.33%	Agree	1	6.67%	Uncertain	0	0%	Disagree	0	0%	Strongly Disagree	0	0%	 <p>● Stron... ● Agree</p>
Choice	Number	Percentage																			
Strongly Agree	14	93.33%																			
Agree	1	6.67%																			
Uncertain	0	0%																			
Disagree	0	0%																			
Strongly Disagree	0	0%																			
7	The learning and teaching methods encouraged participation	<table border="1"> <thead> <tr> <th>Choice</th> <th>Number</th> <th>Percentage</th> </tr> </thead> <tbody> <tr> <td>Strongly Agree</td> <td>11</td> <td>73.33%</td> </tr> <tr> <td>Agree</td> <td>4</td> <td>26.67%</td> </tr> <tr> <td>Uncertain</td> <td>0</td> <td>0%</td> </tr> <tr> <td>Disagree</td> <td>0</td> <td>0%</td> </tr> <tr> <td>Strongly Disagree</td> <td>0</td> <td>0%</td> </tr> </tbody> </table>	Choice	Number	Percentage	Strongly Agree	11	73.33%	Agree	4	26.67%	Uncertain	0	0%	Disagree	0	0%	Strongly Disagree	0	0%	 <p>● Stron... ● Agree</p>
Choice	Number	Percentage																			
Strongly Agree	11	73.33%																			
Agree	4	26.67%																			
Uncertain	0	0%																			
Disagree	0	0%																			
Strongly Disagree	0	0%																			
8	The overall environment in the class was conducive to learning	<table border="1"> <thead> <tr> <th>Choice</th> <th>Number</th> <th>Percentage</th> </tr> </thead> <tbody> <tr> <td>Strongly Agree</td> <td>14</td> <td>93.33%</td> </tr> <tr> <td>Agree</td> <td>1</td> <td>6.67%</td> </tr> <tr> <td>Uncertain</td> <td>0</td> <td>0%</td> </tr> <tr> <td>Disagree</td> <td>0</td> <td>0%</td> </tr> <tr> <td>Strongly Disagree</td> <td>0</td> <td>0%</td> </tr> </tbody> </table>	Choice	Number	Percentage	Strongly Agree	14	93.33%	Agree	1	6.67%	Uncertain	0	0%	Disagree	0	0%	Strongly Disagree	0	0%	 <p>● Stron... ● Agree</p>
Choice	Number	Percentage																			
Strongly Agree	14	93.33%																			
Agree	1	6.67%																			
Uncertain	0	0%																			
Disagree	0	0%																			
Strongly Disagree	0	0%																			
9	Classrooms were satisfactory	<table border="1"> <thead> <tr> <th>Choice</th> <th>Number</th> <th>Percentage</th> </tr> </thead> <tbody> <tr> <td>Strongly Agree</td> <td>11</td> <td>73.33%</td> </tr> <tr> <td>Agree</td> <td>4</td> <td>26.67%</td> </tr> <tr> <td>Uncertain</td> <td>0</td> <td>0%</td> </tr> <tr> <td>Disagree</td> <td>0</td> <td>0%</td> </tr> <tr> <td>Strongly Disagree</td> <td>0</td> <td>0%</td> </tr> </tbody> </table>	Choice	Number	Percentage	Strongly Agree	11	73.33%	Agree	4	26.67%	Uncertain	0	0%	Disagree	0	0%	Strongly Disagree	0	0%	 <p>● Stron... ● Agree</p>
Choice	Number	Percentage																			
Strongly Agree	11	73.33%																			
Agree	4	26.67%																			
Uncertain	0	0%																			
Disagree	0	0%																			
Strongly Disagree	0	0%																			

10	Learning materials (Lesson Plans, Course Notes etc.) were relevant and useful	<table border="1"> <thead> <tr> <th>Choice</th> <th>Number</th> <th>Percentage</th> </tr> </thead> <tbody> <tr> <td>Strongly Agree</td> <td>14</td> <td>93.33%</td> </tr> <tr> <td>Agree</td> <td>1</td> <td>6.67%</td> </tr> <tr> <td>Uncertain</td> <td>0</td> <td>0%</td> </tr> <tr> <td>Disagree</td> <td>0</td> <td>0%</td> </tr> <tr> <td>Strongly Disagree</td> <td>0</td> <td>0%</td> </tr> </tbody> </table>	Choice	Number	Percentage	Strongly Agree	14	93.33%	Agree	1	6.67%	Uncertain	0	0%	Disagree	0	0%	Strongly Disagree	0	0%	 <p>93.3%</p> <ul style="list-style-type: none"> ● Stron... ● Agree
Choice	Number	Percentage																			
Strongly Agree	14	93.33%																			
Agree	1	6.67%																			
Uncertain	0	0%																			
Disagree	0	0%																			
Strongly Disagree	0	0%																			
11	Recommended reading Books etc. were relevant and appropriate	<table border="1"> <thead> <tr> <th>Choice</th> <th>Number</th> <th>Percentage</th> </tr> </thead> <tbody> <tr> <td>Strongly Agree</td> <td>11</td> <td>73.33%</td> </tr> <tr> <td>Agree</td> <td>4</td> <td>26.67%</td> </tr> <tr> <td>Uncertain</td> <td>0</td> <td>0%</td> </tr> <tr> <td>Disagree</td> <td>0</td> <td>0%</td> </tr> <tr> <td>Strongly Disagree</td> <td>0</td> <td>0%</td> </tr> </tbody> </table>	Choice	Number	Percentage	Strongly Agree	11	73.33%	Agree	4	26.67%	Uncertain	0	0%	Disagree	0	0%	Strongly Disagree	0	0%	 <p>73.3%</p> <p>26.7%</p> <ul style="list-style-type: none"> ● Stron... ● Agree
Choice	Number	Percentage																			
Strongly Agree	11	73.33%																			
Agree	4	26.67%																			
Uncertain	0	0%																			
Disagree	0	0%																			
Strongly Disagree	0	0%																			
12	The provision of learning resources in the library was adequate and appropriate	<table border="1"> <thead> <tr> <th>Choice</th> <th>Number</th> <th>Percentage</th> </tr> </thead> <tbody> <tr> <td>Strongly Agree</td> <td>14</td> <td>93.33%</td> </tr> <tr> <td>Agree</td> <td>1</td> <td>6.67%</td> </tr> <tr> <td>Uncertain</td> <td>0</td> <td>0%</td> </tr> <tr> <td>Disagree</td> <td>0</td> <td>0%</td> </tr> <tr> <td>Strongly Disagree</td> <td>0</td> <td>0%</td> </tr> </tbody> </table>	Choice	Number	Percentage	Strongly Agree	14	93.33%	Agree	1	6.67%	Uncertain	0	0%	Disagree	0	0%	Strongly Disagree	0	0%	 <p>93.3%</p> <ul style="list-style-type: none"> ● Stron... ● Agree
Choice	Number	Percentage																			
Strongly Agree	14	93.33%																			
Agree	1	6.67%																			
Uncertain	0	0%																			
Disagree	0	0%																			
Strongly Disagree	0	0%																			
13	The provision of learning resources on the Web was adequate and appropriate (if relevant)	<table border="1"> <thead> <tr> <th>Choice</th> <th>Number</th> <th>Percentage</th> </tr> </thead> <tbody> <tr> <td>Strongly Agree</td> <td>11</td> <td>73.33%</td> </tr> <tr> <td>Agree</td> <td>4</td> <td>26.67%</td> </tr> <tr> <td>Uncertain</td> <td>0</td> <td>0%</td> </tr> <tr> <td>Disagree</td> <td>0</td> <td>0%</td> </tr> <tr> <td>Strongly Disagree</td> <td>0</td> <td>0%</td> </tr> </tbody> </table>	Choice	Number	Percentage	Strongly Agree	11	73.33%	Agree	4	26.67%	Uncertain	0	0%	Disagree	0	0%	Strongly Disagree	0	0%	 <p>73.3%</p> <p>26.7%</p> <ul style="list-style-type: none"> ● Stron... ● Agree
Choice	Number	Percentage																			
Strongly Agree	11	73.33%																			
Agree	4	26.67%																			
Uncertain	0	0%																			
Disagree	0	0%																			
Strongly Disagree	0	0%																			
14	The Course stimulated my interest and thought on the subject area	<table border="1"> <thead> <tr> <th>Choice</th> <th>Number</th> <th>Percentage</th> </tr> </thead> <tbody> <tr> <td>Strongly Agree</td> <td>14</td> <td>93.33%</td> </tr> <tr> <td>Agree</td> <td>1</td> <td>6.67%</td> </tr> <tr> <td>Uncertain</td> <td>0</td> <td>0%</td> </tr> <tr> <td>Disagree</td> <td>0</td> <td>0%</td> </tr> <tr> <td>Strongly Disagree</td> <td>0</td> <td>0%</td> </tr> </tbody> </table>	Choice	Number	Percentage	Strongly Agree	14	93.33%	Agree	1	6.67%	Uncertain	0	0%	Disagree	0	0%	Strongly Disagree	0	0%	 <p>93.3%</p> <ul style="list-style-type: none"> ● Stron... ● Agree
Choice	Number	Percentage																			
Strongly Agree	14	93.33%																			
Agree	1	6.67%																			
Uncertain	0	0%																			
Disagree	0	0%																			
Strongly Disagree	0	0%																			

15	The pace of the Course was appropriate	<table border="1"> <thead> <tr> <th>Choice</th> <th>Number</th> <th>Percentage</th> </tr> </thead> <tbody> <tr> <td>Strongly Agree</td> <td>11</td> <td>73.33%</td> </tr> <tr> <td>Agree</td> <td>4</td> <td>26.67%</td> </tr> <tr> <td>Uncertain</td> <td>0</td> <td>0%</td> </tr> <tr> <td>Disagree</td> <td>0</td> <td>0%</td> </tr> <tr> <td>Strongly Disagree</td> <td>0</td> <td>0%</td> </tr> </tbody> </table>	Choice	Number	Percentage	Strongly Agree	11	73.33%	Agree	4	26.67%	Uncertain	0	0%	Disagree	0	0%	Strongly Disagree	0	0%	 <p>● Stron... ● Agree</p>
Choice	Number	Percentage																			
Strongly Agree	11	73.33%																			
Agree	4	26.67%																			
Uncertain	0	0%																			
Disagree	0	0%																			
Strongly Disagree	0	0%																			
16	Ideas and concepts were presented clearly	<table border="1"> <thead> <tr> <th>Choice</th> <th>Number</th> <th>Percentage</th> </tr> </thead> <tbody> <tr> <td>Strongly Agree</td> <td>13</td> <td>86.67%</td> </tr> <tr> <td>Agree</td> <td>2</td> <td>13.33%</td> </tr> <tr> <td>Uncertain</td> <td>0</td> <td>0%</td> </tr> <tr> <td>Disagree</td> <td>0</td> <td>0%</td> </tr> <tr> <td>Strongly Disagree</td> <td>0</td> <td>0%</td> </tr> </tbody> </table>	Choice	Number	Percentage	Strongly Agree	13	86.67%	Agree	2	13.33%	Uncertain	0	0%	Disagree	0	0%	Strongly Disagree	0	0%	 <p>● Stron... ● Agree</p>
Choice	Number	Percentage																			
Strongly Agree	13	86.67%																			
Agree	2	13.33%																			
Uncertain	0	0%																			
Disagree	0	0%																			
Strongly Disagree	0	0%																			
17	The method of assessment were reasonable	<table border="1"> <thead> <tr> <th>Choice</th> <th>Number</th> <th>Percentage</th> </tr> </thead> <tbody> <tr> <td>Strongly Agree</td> <td>13</td> <td>86.67%</td> </tr> <tr> <td>Agree</td> <td>2</td> <td>13.33%</td> </tr> <tr> <td>Uncertain</td> <td>0</td> <td>0%</td> </tr> <tr> <td>Disagree</td> <td>0</td> <td>0%</td> </tr> <tr> <td>Strongly Disagree</td> <td>0</td> <td>0%</td> </tr> </tbody> </table>	Choice	Number	Percentage	Strongly Agree	13	86.67%	Agree	2	13.33%	Uncertain	0	0%	Disagree	0	0%	Strongly Disagree	0	0%	 <p>● Stron... ● Agree</p>
Choice	Number	Percentage																			
Strongly Agree	13	86.67%																			
Agree	2	13.33%																			
Uncertain	0	0%																			
Disagree	0	0%																			
Strongly Disagree	0	0%																			
18	Feedback on assessment was timely	<table border="1"> <thead> <tr> <th>Choice</th> <th>Number</th> <th>Percentage</th> </tr> </thead> <tbody> <tr> <td>Strongly Agree</td> <td>12</td> <td>80%</td> </tr> <tr> <td>Agree</td> <td>3</td> <td>20%</td> </tr> <tr> <td>Uncertain</td> <td>0</td> <td>0%</td> </tr> <tr> <td>Disagree</td> <td>0</td> <td>0%</td> </tr> <tr> <td>Strongly Disagree</td> <td>0</td> <td>0%</td> </tr> </tbody> </table>	Choice	Number	Percentage	Strongly Agree	12	80%	Agree	3	20%	Uncertain	0	0%	Disagree	0	0%	Strongly Disagree	0	0%	 <p>● Stron... ● Agree</p>
Choice	Number	Percentage																			
Strongly Agree	12	80%																			
Agree	3	20%																			
Uncertain	0	0%																			
Disagree	0	0%																			
Strongly Disagree	0	0%																			
19	Feedback on assessment was helpful	<table border="1"> <thead> <tr> <th>Choice</th> <th>Number</th> <th>Percentage</th> </tr> </thead> <tbody> <tr> <td>Strongly Agree</td> <td>13</td> <td>86.67%</td> </tr> <tr> <td>Agree</td> <td>2</td> <td>13.33%</td> </tr> <tr> <td>Uncertain</td> <td>0</td> <td>0%</td> </tr> <tr> <td>Disagree</td> <td>0</td> <td>0%</td> </tr> <tr> <td>Strongly Disagree</td> <td>0</td> <td>0%</td> </tr> </tbody> </table>	Choice	Number	Percentage	Strongly Agree	13	86.67%	Agree	2	13.33%	Uncertain	0	0%	Disagree	0	0%	Strongly Disagree	0	0%	 <p>● Stron... ● Agree</p>
Choice	Number	Percentage																			
Strongly Agree	13	86.67%																			
Agree	2	13.33%																			
Uncertain	0	0%																			
Disagree	0	0%																			
Strongly Disagree	0	0%																			

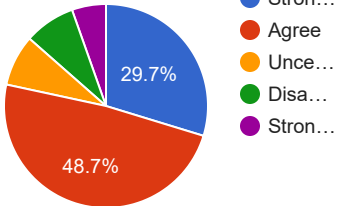
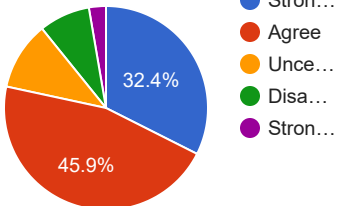
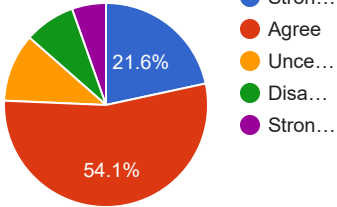
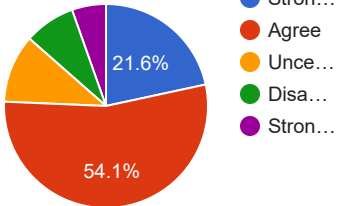
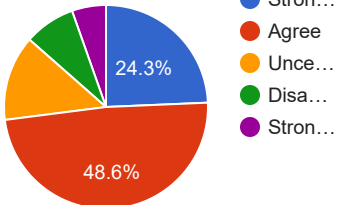
20	I understood the lectures	<table border="1"> <thead> <tr> <th>Choice</th> <th>Number</th> <th>Percentage</th> </tr> </thead> <tbody> <tr> <td>Strongly Agree</td> <td>14</td> <td>93.33%</td> </tr> <tr> <td>Agree</td> <td>1</td> <td>6.67%</td> </tr> <tr> <td>Uncertain</td> <td>0</td> <td>0%</td> </tr> <tr> <td>Disagree</td> <td>0</td> <td>0%</td> </tr> <tr> <td>Strongly Disagree</td> <td>0</td> <td>0%</td> </tr> </tbody> </table>	Choice	Number	Percentage	Strongly Agree	14	93.33%	Agree	1	6.67%	Uncertain	0	0%	Disagree	0	0%	Strongly Disagree	0	0%	 <p>93.3%</p> <ul style="list-style-type: none"> ● Stron... ● Agree
Choice	Number	Percentage																			
Strongly Agree	14	93.33%																			
Agree	1	6.67%																			
Uncertain	0	0%																			
Disagree	0	0%																			
Strongly Disagree	0	0%																			
21	The material was well organized and presented	<table border="1"> <thead> <tr> <th>Choice</th> <th>Number</th> <th>Percentage</th> </tr> </thead> <tbody> <tr> <td>Strongly Agree</td> <td>12</td> <td>80%</td> </tr> <tr> <td>Agree</td> <td>3</td> <td>20%</td> </tr> <tr> <td>Uncertain</td> <td>0</td> <td>0%</td> </tr> <tr> <td>Disagree</td> <td>0</td> <td>0%</td> </tr> <tr> <td>Strongly Disagree</td> <td>0</td> <td>0%</td> </tr> </tbody> </table>	Choice	Number	Percentage	Strongly Agree	12	80%	Agree	3	20%	Uncertain	0	0%	Disagree	0	0%	Strongly Disagree	0	0%	 <p>80%</p> <ul style="list-style-type: none"> ● Stron... ● Agree
Choice	Number	Percentage																			
Strongly Agree	12	80%																			
Agree	3	20%																			
Uncertain	0	0%																			
Disagree	0	0%																			
Strongly Disagree	0	0%																			
22	The instructor was responsive to student needs and problems	<table border="1"> <thead> <tr> <th>Choice</th> <th>Number</th> <th>Percentage</th> </tr> </thead> <tbody> <tr> <td>Strongly Agree</td> <td>14</td> <td>93.33%</td> </tr> <tr> <td>Agree</td> <td>1</td> <td>6.67%</td> </tr> <tr> <td>Uncertain</td> <td>0</td> <td>0%</td> </tr> <tr> <td>Disagree</td> <td>0</td> <td>0%</td> </tr> <tr> <td>Strongly Disagree</td> <td>0</td> <td>0%</td> </tr> </tbody> </table>	Choice	Number	Percentage	Strongly Agree	14	93.33%	Agree	1	6.67%	Uncertain	0	0%	Disagree	0	0%	Strongly Disagree	0	0%	 <p>93.3%</p> <ul style="list-style-type: none"> ● Stron... ● Agree
Choice	Number	Percentage																			
Strongly Agree	14	93.33%																			
Agree	1	6.67%																			
Uncertain	0	0%																			
Disagree	0	0%																			
Strongly Disagree	0	0%																			
23	Had the instructor been regular throughout the course	<table border="1"> <thead> <tr> <th>Choice</th> <th>Number</th> <th>Percentage</th> </tr> </thead> <tbody> <tr> <td>Strongly Agree</td> <td>12</td> <td>80%</td> </tr> <tr> <td>Agree</td> <td>3</td> <td>20%</td> </tr> <tr> <td>Uncertain</td> <td>0</td> <td>0%</td> </tr> <tr> <td>Disagree</td> <td>0</td> <td>0%</td> </tr> <tr> <td>Strongly Disagree</td> <td>0</td> <td>0%</td> </tr> </tbody> </table>	Choice	Number	Percentage	Strongly Agree	12	80%	Agree	3	20%	Uncertain	0	0%	Disagree	0	0%	Strongly Disagree	0	0%	 <p>80%</p> <ul style="list-style-type: none"> ● Stron... ● Agree
Choice	Number	Percentage																			
Strongly Agree	12	80%																			
Agree	3	20%																			
Uncertain	0	0%																			
Disagree	0	0%																			
Strongly Disagree	0	0%																			
24	The material in the tutorials was useful	<table border="1"> <thead> <tr> <th>Choice</th> <th>Number</th> <th>Percentage</th> </tr> </thead> <tbody> <tr> <td>Strongly Agree</td> <td>13</td> <td>86.67%</td> </tr> <tr> <td>Agree</td> <td>2</td> <td>13.33%</td> </tr> <tr> <td>Uncertain</td> <td>0</td> <td>0%</td> </tr> <tr> <td>Disagree</td> <td>0</td> <td>0%</td> </tr> <tr> <td>Strongly Disagree</td> <td>0</td> <td>0%</td> </tr> </tbody> </table>	Choice	Number	Percentage	Strongly Agree	13	86.67%	Agree	2	13.33%	Uncertain	0	0%	Disagree	0	0%	Strongly Disagree	0	0%	 <p>86.7%</p> <ul style="list-style-type: none"> ● Stron... ● Agree
Choice	Number	Percentage																			
Strongly Agree	13	86.67%																			
Agree	2	13.33%																			
Uncertain	0	0%																			
Disagree	0	0%																			
Strongly Disagree	0	0%																			

25	I was happy with the amount of work needed for tutorials	<table border="1"> <thead> <tr> <th>Choice</th> <th>Number</th> <th>Percentage</th> </tr> </thead> <tbody> <tr> <td>Strongly Agree</td> <td>11</td> <td>73.33%</td> </tr> <tr> <td>Agree</td> <td>4</td> <td>26.67%</td> </tr> <tr> <td>Uncertain</td> <td>0</td> <td>0%</td> </tr> <tr> <td>Disagree</td> <td>0</td> <td>0%</td> </tr> <tr> <td>Strongly Disagree</td> <td>0</td> <td>0%</td> </tr> </tbody> </table>	Choice	Number	Percentage	Strongly Agree	11	73.33%	Agree	4	26.67%	Uncertain	0	0%	Disagree	0	0%	Strongly Disagree	0	0%	 <p>● Stron... ● Agree</p>
Choice	Number	Percentage																			
Strongly Agree	11	73.33%																			
Agree	4	26.67%																			
Uncertain	0	0%																			
Disagree	0	0%																			
Strongly Disagree	0	0%																			
26	The tutor dealt effectively with my problems	<table border="1"> <thead> <tr> <th>Choice</th> <th>Number</th> <th>Percentage</th> </tr> </thead> <tbody> <tr> <td>Strongly Agree</td> <td>14</td> <td>93.33%</td> </tr> <tr> <td>Agree</td> <td>1</td> <td>6.67%</td> </tr> <tr> <td>Uncertain</td> <td>0</td> <td>0%</td> </tr> <tr> <td>Disagree</td> <td>0</td> <td>0%</td> </tr> <tr> <td>Strongly Disagree</td> <td>0</td> <td>0%</td> </tr> </tbody> </table>	Choice	Number	Percentage	Strongly Agree	14	93.33%	Agree	1	6.67%	Uncertain	0	0%	Disagree	0	0%	Strongly Disagree	0	0%	 <p>● Stron... ● Agree</p>
Choice	Number	Percentage																			
Strongly Agree	14	93.33%																			
Agree	1	6.67%																			
Uncertain	0	0%																			
Disagree	0	0%																			
Strongly Disagree	0	0%																			
27	The material in the practicals was useful	<table border="1"> <thead> <tr> <th>Choice</th> <th>Number</th> <th>Percentage</th> </tr> </thead> <tbody> <tr> <td>Strongly Agree</td> <td>13</td> <td>86.67%</td> </tr> <tr> <td>Agree</td> <td>2</td> <td>13.33%</td> </tr> <tr> <td>Uncertain</td> <td>0</td> <td>0%</td> </tr> <tr> <td>Disagree</td> <td>0</td> <td>0%</td> </tr> <tr> <td>Strongly Disagree</td> <td>0</td> <td>0%</td> </tr> </tbody> </table>	Choice	Number	Percentage	Strongly Agree	13	86.67%	Agree	2	13.33%	Uncertain	0	0%	Disagree	0	0%	Strongly Disagree	0	0%	 <p>● Stron... ● Agree</p>
Choice	Number	Percentage																			
Strongly Agree	13	86.67%																			
Agree	2	13.33%																			
Uncertain	0	0%																			
Disagree	0	0%																			
Strongly Disagree	0	0%																			
28	The demonstrators dealt effectively with my problems	<table border="1"> <thead> <tr> <th>Choice</th> <th>Number</th> <th>Percentage</th> </tr> </thead> <tbody> <tr> <td>Strongly Agree</td> <td>12</td> <td>80%</td> </tr> <tr> <td>Agree</td> <td>3</td> <td>20%</td> </tr> <tr> <td>Uncertain</td> <td>0</td> <td>0%</td> </tr> <tr> <td>Disagree</td> <td>0</td> <td>0%</td> </tr> <tr> <td>Strongly Disagree</td> <td>0</td> <td>0%</td> </tr> </tbody> </table>	Choice	Number	Percentage	Strongly Agree	12	80%	Agree	3	20%	Uncertain	0	0%	Disagree	0	0%	Strongly Disagree	0	0%	 <p>● Stron... ● Agree</p>
Choice	Number	Percentage																			
Strongly Agree	12	80%																			
Agree	3	20%																			
Uncertain	0	0%																			
Disagree	0	0%																			
Strongly Disagree	0	0%																			
29	The best features of the Course were	<p>nice good GOOD good . Good . dd No comments Good Teacher contribution . good it is very useful for us g</p>																			

30	The Course could have been improved by	sheraz good GOOD good . Good . ss No comments Good Practicals . yes yes g
31	The University does not tolerate discrimination on any irrelevant distinction (e.g. race, age, gender) and is committed to work with diversity in a wholly positive way. Please indicate below anything in relation to this Course which may run counter to this objective	nice good GOOD good . Good . nn No comments Good yes ok g

Course Evaluation - Program: 0254

Teacher Name: AZIZ AHMAD		Course ID: CT-205(L)(2) Course Title: Fluid Mechanics		Session: 2018 Fall																			
Shift: Weekend -- Section:		Total Strength: 53		Attempted: 47																			
S.No	Question	Opinions			Chart																		
1	The course objectives were clear	<table border="1"> <thead> <tr> <th>Choice</th> <th>Number</th> <th>Percentage</th> </tr> </thead> <tbody> <tr> <td>Strongly Agree</td> <td>9</td> <td>19.15%</td> </tr> <tr> <td>Agree</td> <td>15</td> <td>31.91%</td> </tr> <tr> <td>Uncertain</td> <td>5</td> <td>10.64%</td> </tr> <tr> <td>Disagree</td> <td>4</td> <td>8.51%</td> </tr> <tr> <td>Strongly Disagree</td> <td>4</td> <td>8.51%</td> </tr> </tbody> </table>	Choice	Number	Percentage	Strongly Agree	9	19.15%	Agree	15	31.91%	Uncertain	5	10.64%	Disagree	4	8.51%	Strongly Disagree	4	8.51%			
Choice	Number	Percentage																					
Strongly Agree	9	19.15%																					
Agree	15	31.91%																					
Uncertain	5	10.64%																					
Disagree	4	8.51%																					
Strongly Disagree	4	8.51%																					
2	The Course workload was manageable	<table border="1"> <thead> <tr> <th>Choice</th> <th>Number</th> <th>Percentage</th> </tr> </thead> <tbody> <tr> <td>Strongly Agree</td> <td>6</td> <td>12.77%</td> </tr> <tr> <td>Agree</td> <td>16</td> <td>34.04%</td> </tr> <tr> <td>Uncertain</td> <td>8</td> <td>17.02%</td> </tr> <tr> <td>Disagree</td> <td>3</td> <td>6.38%</td> </tr> <tr> <td>Strongly Disagree</td> <td>4</td> <td>8.51%</td> </tr> </tbody> </table>	Choice	Number	Percentage	Strongly Agree	6	12.77%	Agree	16	34.04%	Uncertain	8	17.02%	Disagree	3	6.38%	Strongly Disagree	4	8.51%			
Choice	Number	Percentage																					
Strongly Agree	6	12.77%																					
Agree	16	34.04%																					
Uncertain	8	17.02%																					
Disagree	3	6.38%																					
Strongly Disagree	4	8.51%																					
3	The Course was well organized (e.g. timely access to materials, notification of changes, etc.)	<table border="1"> <thead> <tr> <th>Choice</th> <th>Number</th> <th>Percentage</th> </tr> </thead> <tbody> <tr> <td>Strongly Agree</td> <td>7</td> <td>14.89%</td> </tr> <tr> <td>Agree</td> <td>16</td> <td>34.04%</td> </tr> <tr> <td>Uncertain</td> <td>6</td> <td>12.77%</td> </tr> <tr> <td>Disagree</td> <td>4</td> <td>8.51%</td> </tr> <tr> <td>Strongly Disagree</td> <td>4</td> <td>8.51%</td> </tr> </tbody> </table>	Choice	Number	Percentage	Strongly Agree	7	14.89%	Agree	16	34.04%	Uncertain	6	12.77%	Disagree	4	8.51%	Strongly Disagree	4	8.51%			
Choice	Number	Percentage																					
Strongly Agree	7	14.89%																					
Agree	16	34.04%																					
Uncertain	6	12.77%																					
Disagree	4	8.51%																					
Strongly Disagree	4	8.51%																					
4	I participated actively in the Course	<table border="1"> <thead> <tr> <th>Choice</th> <th>Number</th> <th>Percentage</th> </tr> </thead> <tbody> <tr> <td>Strongly Agree</td> <td>10</td> <td>21.28%</td> </tr> <tr> <td>Agree</td> <td>19</td> <td>40.43%</td> </tr> <tr> <td>Uncertain</td> <td>3</td> <td>6.38%</td> </tr> <tr> <td>Disagree</td> <td>3</td> <td>6.38%</td> </tr> <tr> <td>Strongly Disagree</td> <td>2</td> <td>4.26%</td> </tr> </tbody> </table>	Choice	Number	Percentage	Strongly Agree	10	21.28%	Agree	19	40.43%	Uncertain	3	6.38%	Disagree	3	6.38%	Strongly Disagree	2	4.26%			
Choice	Number	Percentage																					
Strongly Agree	10	21.28%																					
Agree	19	40.43%																					
Uncertain	3	6.38%																					
Disagree	3	6.38%																					
Strongly Disagree	2	4.26%																					

5	I think I have made progress in this Course	<table border="1"> <thead> <tr> <th>Choice</th> <th>Number</th> <th>Percentage</th> </tr> </thead> <tbody> <tr> <td>Strongly Agree</td> <td>11</td> <td>23.4%</td> </tr> <tr> <td>Agree</td> <td>18</td> <td>38.3%</td> </tr> <tr> <td>Uncertain</td> <td>3</td> <td>6.38%</td> </tr> <tr> <td>Disagree</td> <td>3</td> <td>6.38%</td> </tr> <tr> <td>Strongly Disagree</td> <td>2</td> <td>4.26%</td> </tr> </tbody> </table>	Choice	Number	Percentage	Strongly Agree	11	23.4%	Agree	18	38.3%	Uncertain	3	6.38%	Disagree	3	6.38%	Strongly Disagree	2	4.26%	
Choice	Number	Percentage																			
Strongly Agree	11	23.4%																			
Agree	18	38.3%																			
Uncertain	3	6.38%																			
Disagree	3	6.38%																			
Strongly Disagree	2	4.26%																			
6	I think the Course was well structured to achieve the learning outcomes (there was a good balance of lectures, tutorials, practical etc.)	<table border="1"> <thead> <tr> <th>Choice</th> <th>Number</th> <th>Percentage</th> </tr> </thead> <tbody> <tr> <td>Strongly Agree</td> <td>12</td> <td>25.53%</td> </tr> <tr> <td>Agree</td> <td>17</td> <td>36.17%</td> </tr> <tr> <td>Uncertain</td> <td>4</td> <td>8.51%</td> </tr> <tr> <td>Disagree</td> <td>3</td> <td>6.38%</td> </tr> <tr> <td>Strongly Disagree</td> <td>1</td> <td>2.13%</td> </tr> </tbody> </table>	Choice	Number	Percentage	Strongly Agree	12	25.53%	Agree	17	36.17%	Uncertain	4	8.51%	Disagree	3	6.38%	Strongly Disagree	1	2.13%	
Choice	Number	Percentage																			
Strongly Agree	12	25.53%																			
Agree	17	36.17%																			
Uncertain	4	8.51%																			
Disagree	3	6.38%																			
Strongly Disagree	1	2.13%																			
7	The learning and teaching methods encouraged participation	<table border="1"> <thead> <tr> <th>Choice</th> <th>Number</th> <th>Percentage</th> </tr> </thead> <tbody> <tr> <td>Strongly Agree</td> <td>8</td> <td>17.02%</td> </tr> <tr> <td>Agree</td> <td>20</td> <td>42.55%</td> </tr> <tr> <td>Uncertain</td> <td>4</td> <td>8.51%</td> </tr> <tr> <td>Disagree</td> <td>3</td> <td>6.38%</td> </tr> <tr> <td>Strongly Disagree</td> <td>2</td> <td>4.26%</td> </tr> </tbody> </table>	Choice	Number	Percentage	Strongly Agree	8	17.02%	Agree	20	42.55%	Uncertain	4	8.51%	Disagree	3	6.38%	Strongly Disagree	2	4.26%	
Choice	Number	Percentage																			
Strongly Agree	8	17.02%																			
Agree	20	42.55%																			
Uncertain	4	8.51%																			
Disagree	3	6.38%																			
Strongly Disagree	2	4.26%																			
8	The overall environment in the class was conducive to learning	<table border="1"> <thead> <tr> <th>Choice</th> <th>Number</th> <th>Percentage</th> </tr> </thead> <tbody> <tr> <td>Strongly Agree</td> <td>8</td> <td>17.02%</td> </tr> <tr> <td>Agree</td> <td>20</td> <td>42.55%</td> </tr> <tr> <td>Uncertain</td> <td>4</td> <td>8.51%</td> </tr> <tr> <td>Disagree</td> <td>3</td> <td>6.38%</td> </tr> <tr> <td>Strongly Disagree</td> <td>2</td> <td>4.26%</td> </tr> </tbody> </table>	Choice	Number	Percentage	Strongly Agree	8	17.02%	Agree	20	42.55%	Uncertain	4	8.51%	Disagree	3	6.38%	Strongly Disagree	2	4.26%	
Choice	Number	Percentage																			
Strongly Agree	8	17.02%																			
Agree	20	42.55%																			
Uncertain	4	8.51%																			
Disagree	3	6.38%																			
Strongly Disagree	2	4.26%																			
9	Classrooms were satisfactory	<table border="1"> <thead> <tr> <th>Choice</th> <th>Number</th> <th>Percentage</th> </tr> </thead> <tbody> <tr> <td>Strongly Agree</td> <td>9</td> <td>19.15%</td> </tr> <tr> <td>Agree</td> <td>18</td> <td>38.3%</td> </tr> <tr> <td>Uncertain</td> <td>5</td> <td>10.64%</td> </tr> <tr> <td>Disagree</td> <td>3</td> <td>6.38%</td> </tr> <tr> <td>Strongly Disagree</td> <td>2</td> <td>4.26%</td> </tr> </tbody> </table>	Choice	Number	Percentage	Strongly Agree	9	19.15%	Agree	18	38.3%	Uncertain	5	10.64%	Disagree	3	6.38%	Strongly Disagree	2	4.26%	
Choice	Number	Percentage																			
Strongly Agree	9	19.15%																			
Agree	18	38.3%																			
Uncertain	5	10.64%																			
Disagree	3	6.38%																			
Strongly Disagree	2	4.26%																			

10	Learning materials (Lesson Plans, Course Notes etc.) were relevant and useful	<table border="1"> <thead> <tr> <th>Choice</th> <th>Number</th> <th>Percentage</th> </tr> </thead> <tbody> <tr> <td>Strongly Agree</td> <td>9</td> <td>19.15%</td> </tr> <tr> <td>Agree</td> <td>17</td> <td>36.17%</td> </tr> <tr> <td>Uncertain</td> <td>7</td> <td>14.89%</td> </tr> <tr> <td>Disagree</td> <td>2</td> <td>4.26%</td> </tr> <tr> <td>Strongly Disagree</td> <td>2</td> <td>4.26%</td> </tr> </tbody> </table>	Choice	Number	Percentage	Strongly Agree	9	19.15%	Agree	17	36.17%	Uncertain	7	14.89%	Disagree	2	4.26%	Strongly Disagree	2	4.26%	<p>Legend: Strongly Agree (Blue), Agree (Red), Uncertain (Yellow), Disagree (Green), Strongly Disagree (Purple)</p>
Choice	Number	Percentage																			
Strongly Agree	9	19.15%																			
Agree	17	36.17%																			
Uncertain	7	14.89%																			
Disagree	2	4.26%																			
Strongly Disagree	2	4.26%																			
11	Recommended reading Books etc. were relevant and appropriate	<table border="1"> <thead> <tr> <th>Choice</th> <th>Number</th> <th>Percentage</th> </tr> </thead> <tbody> <tr> <td>Strongly Agree</td> <td>7</td> <td>14.89%</td> </tr> <tr> <td>Agree</td> <td>18</td> <td>38.3%</td> </tr> <tr> <td>Uncertain</td> <td>7</td> <td>14.89%</td> </tr> <tr> <td>Disagree</td> <td>2</td> <td>4.26%</td> </tr> <tr> <td>Strongly Disagree</td> <td>3</td> <td>6.38%</td> </tr> </tbody> </table>	Choice	Number	Percentage	Strongly Agree	7	14.89%	Agree	18	38.3%	Uncertain	7	14.89%	Disagree	2	4.26%	Strongly Disagree	3	6.38%	<p>Legend: Strongly Agree (Blue), Agree (Red), Uncertain (Yellow), Disagree (Green), Strongly Disagree (Purple)</p>
Choice	Number	Percentage																			
Strongly Agree	7	14.89%																			
Agree	18	38.3%																			
Uncertain	7	14.89%																			
Disagree	2	4.26%																			
Strongly Disagree	3	6.38%																			
12	The provision of learning resources in the library was adequate and appropriate	<table border="1"> <thead> <tr> <th>Choice</th> <th>Number</th> <th>Percentage</th> </tr> </thead> <tbody> <tr> <td>Strongly Agree</td> <td>7</td> <td>14.89%</td> </tr> <tr> <td>Agree</td> <td>17</td> <td>36.17%</td> </tr> <tr> <td>Uncertain</td> <td>6</td> <td>12.77%</td> </tr> <tr> <td>Disagree</td> <td>3</td> <td>6.38%</td> </tr> <tr> <td>Strongly Disagree</td> <td>4</td> <td>8.51%</td> </tr> </tbody> </table>	Choice	Number	Percentage	Strongly Agree	7	14.89%	Agree	17	36.17%	Uncertain	6	12.77%	Disagree	3	6.38%	Strongly Disagree	4	8.51%	<p>Legend: Strongly Agree (Blue), Agree (Red), Uncertain (Yellow), Disagree (Green), Strongly Disagree (Purple)</p>
Choice	Number	Percentage																			
Strongly Agree	7	14.89%																			
Agree	17	36.17%																			
Uncertain	6	12.77%																			
Disagree	3	6.38%																			
Strongly Disagree	4	8.51%																			
13	The provision of learning resources on the Web was adequate and appropriate (if relevant)	<table border="1"> <thead> <tr> <th>Choice</th> <th>Number</th> <th>Percentage</th> </tr> </thead> <tbody> <tr> <td>Strongly Agree</td> <td>8</td> <td>17.02%</td> </tr> <tr> <td>Agree</td> <td>17</td> <td>36.17%</td> </tr> <tr> <td>Uncertain</td> <td>7</td> <td>14.89%</td> </tr> <tr> <td>Disagree</td> <td>3</td> <td>6.38%</td> </tr> <tr> <td>Strongly Disagree</td> <td>2</td> <td>4.26%</td> </tr> </tbody> </table>	Choice	Number	Percentage	Strongly Agree	8	17.02%	Agree	17	36.17%	Uncertain	7	14.89%	Disagree	3	6.38%	Strongly Disagree	2	4.26%	<p>Legend: Strongly Agree (Blue), Agree (Red), Uncertain (Yellow), Disagree (Green), Strongly Disagree (Purple)</p>
Choice	Number	Percentage																			
Strongly Agree	8	17.02%																			
Agree	17	36.17%																			
Uncertain	7	14.89%																			
Disagree	3	6.38%																			
Strongly Disagree	2	4.26%																			
14	The Course stimulated my interest and thought on the subject area	<table border="1"> <thead> <tr> <th>Choice</th> <th>Number</th> <th>Percentage</th> </tr> </thead> <tbody> <tr> <td>Strongly Agree</td> <td>9</td> <td>19.15%</td> </tr> <tr> <td>Agree</td> <td>16</td> <td>34.04%</td> </tr> <tr> <td>Uncertain</td> <td>5</td> <td>10.64%</td> </tr> <tr> <td>Disagree</td> <td>4</td> <td>8.51%</td> </tr> <tr> <td>Strongly Disagree</td> <td>3</td> <td>6.38%</td> </tr> </tbody> </table>	Choice	Number	Percentage	Strongly Agree	9	19.15%	Agree	16	34.04%	Uncertain	5	10.64%	Disagree	4	8.51%	Strongly Disagree	3	6.38%	<p>Legend: Strongly Agree (Blue), Agree (Red), Uncertain (Yellow), Disagree (Green), Strongly Disagree (Purple)</p>
Choice	Number	Percentage																			
Strongly Agree	9	19.15%																			
Agree	16	34.04%																			
Uncertain	5	10.64%																			
Disagree	4	8.51%																			
Strongly Disagree	3	6.38%																			

15	The pace of the Course was appropriate	<table border="1"> <thead> <tr> <th>Choice</th> <th>Number</th> <th>Percentage</th> </tr> </thead> <tbody> <tr> <td>Strongly Agree</td> <td>7</td> <td>14.89%</td> </tr> <tr> <td>Agree</td> <td>18</td> <td>38.3%</td> </tr> <tr> <td>Uncertain</td> <td>5</td> <td>10.64%</td> </tr> <tr> <td>Disagree</td> <td>4</td> <td>8.51%</td> </tr> <tr> <td>Strongly Disagree</td> <td>3</td> <td>6.38%</td> </tr> </tbody> </table>	Choice	Number	Percentage	Strongly Agree	7	14.89%	Agree	18	38.3%	Uncertain	5	10.64%	Disagree	4	8.51%	Strongly Disagree	3	6.38%	<p>48.7%</p>
Choice	Number	Percentage																			
Strongly Agree	7	14.89%																			
Agree	18	38.3%																			
Uncertain	5	10.64%																			
Disagree	4	8.51%																			
Strongly Disagree	3	6.38%																			
16	Ideas and concepts were presented clearly	<table border="1"> <thead> <tr> <th>Choice</th> <th>Number</th> <th>Percentage</th> </tr> </thead> <tbody> <tr> <td>Strongly Agree</td> <td>7</td> <td>14.89%</td> </tr> <tr> <td>Agree</td> <td>17</td> <td>36.17%</td> </tr> <tr> <td>Uncertain</td> <td>6</td> <td>12.77%</td> </tr> <tr> <td>Disagree</td> <td>4</td> <td>8.51%</td> </tr> <tr> <td>Strongly Disagree</td> <td>3</td> <td>6.38%</td> </tr> </tbody> </table>	Choice	Number	Percentage	Strongly Agree	7	14.89%	Agree	17	36.17%	Uncertain	6	12.77%	Disagree	4	8.51%	Strongly Disagree	3	6.38%	<p>45.9%</p>
Choice	Number	Percentage																			
Strongly Agree	7	14.89%																			
Agree	17	36.17%																			
Uncertain	6	12.77%																			
Disagree	4	8.51%																			
Strongly Disagree	3	6.38%																			
17	The method of assessment were reasonable	<table border="1"> <thead> <tr> <th>Choice</th> <th>Number</th> <th>Percentage</th> </tr> </thead> <tbody> <tr> <td>Strongly Agree</td> <td>8</td> <td>17.02%</td> </tr> <tr> <td>Agree</td> <td>19</td> <td>40.43%</td> </tr> <tr> <td>Uncertain</td> <td>5</td> <td>10.64%</td> </tr> <tr> <td>Disagree</td> <td>3</td> <td>6.38%</td> </tr> <tr> <td>Strongly Disagree</td> <td>2</td> <td>4.26%</td> </tr> </tbody> </table>	Choice	Number	Percentage	Strongly Agree	8	17.02%	Agree	19	40.43%	Uncertain	5	10.64%	Disagree	3	6.38%	Strongly Disagree	2	4.26%	<p>21.6%</p> <p>51.4%</p>
Choice	Number	Percentage																			
Strongly Agree	8	17.02%																			
Agree	19	40.43%																			
Uncertain	5	10.64%																			
Disagree	3	6.38%																			
Strongly Disagree	2	4.26%																			
18	Feedback on assessment was timely	<table border="1"> <thead> <tr> <th>Choice</th> <th>Number</th> <th>Percentage</th> </tr> </thead> <tbody> <tr> <td>Strongly Agree</td> <td>8</td> <td>17.02%</td> </tr> <tr> <td>Agree</td> <td>19</td> <td>40.43%</td> </tr> <tr> <td>Uncertain</td> <td>5</td> <td>10.64%</td> </tr> <tr> <td>Disagree</td> <td>3</td> <td>6.38%</td> </tr> <tr> <td>Strongly Disagree</td> <td>2</td> <td>4.26%</td> </tr> </tbody> </table>	Choice	Number	Percentage	Strongly Agree	8	17.02%	Agree	19	40.43%	Uncertain	5	10.64%	Disagree	3	6.38%	Strongly Disagree	2	4.26%	<p>21.6%</p> <p>51.4%</p>
Choice	Number	Percentage																			
Strongly Agree	8	17.02%																			
Agree	19	40.43%																			
Uncertain	5	10.64%																			
Disagree	3	6.38%																			
Strongly Disagree	2	4.26%																			
19	Feedback on assessment was helpful	<table border="1"> <thead> <tr> <th>Choice</th> <th>Number</th> <th>Percentage</th> </tr> </thead> <tbody> <tr> <td>Strongly Agree</td> <td>7</td> <td>14.89%</td> </tr> <tr> <td>Agree</td> <td>19</td> <td>40.43%</td> </tr> <tr> <td>Uncertain</td> <td>6</td> <td>12.77%</td> </tr> <tr> <td>Disagree</td> <td>3</td> <td>6.38%</td> </tr> <tr> <td>Strongly Disagree</td> <td>2</td> <td>4.26%</td> </tr> </tbody> </table>	Choice	Number	Percentage	Strongly Agree	7	14.89%	Agree	19	40.43%	Uncertain	6	12.77%	Disagree	3	6.38%	Strongly Disagree	2	4.26%	<p>51.4%</p>
Choice	Number	Percentage																			
Strongly Agree	7	14.89%																			
Agree	19	40.43%																			
Uncertain	6	12.77%																			
Disagree	3	6.38%																			
Strongly Disagree	2	4.26%																			

20	I understood the lectures	<table border="1"> <thead> <tr> <th>Choice</th> <th>Number</th> <th>Percentage</th> </tr> </thead> <tbody> <tr> <td>Strongly Agree</td> <td>8</td> <td>17.02%</td> </tr> <tr> <td>Agree</td> <td>17</td> <td>36.17%</td> </tr> <tr> <td>Uncertain</td> <td>6</td> <td>12.77%</td> </tr> <tr> <td>Disagree</td> <td>4</td> <td>8.51%</td> </tr> <tr> <td>Strongly Disagree</td> <td>2</td> <td>4.26%</td> </tr> </tbody> </table>	Choice	Number	Percentage	Strongly Agree	8	17.02%	Agree	17	36.17%	Uncertain	6	12.77%	Disagree	4	8.51%	Strongly Disagree	2	4.26%	
Choice	Number	Percentage																			
Strongly Agree	8	17.02%																			
Agree	17	36.17%																			
Uncertain	6	12.77%																			
Disagree	4	8.51%																			
Strongly Disagree	2	4.26%																			
21	The material was well organized and presented	<table border="1"> <thead> <tr> <th>Choice</th> <th>Number</th> <th>Percentage</th> </tr> </thead> <tbody> <tr> <td>Strongly Agree</td> <td>9</td> <td>19.15%</td> </tr> <tr> <td>Agree</td> <td>18</td> <td>38.3%</td> </tr> <tr> <td>Uncertain</td> <td>5</td> <td>10.64%</td> </tr> <tr> <td>Disagree</td> <td>3</td> <td>6.38%</td> </tr> <tr> <td>Strongly Disagree</td> <td>2</td> <td>4.26%</td> </tr> </tbody> </table>	Choice	Number	Percentage	Strongly Agree	9	19.15%	Agree	18	38.3%	Uncertain	5	10.64%	Disagree	3	6.38%	Strongly Disagree	2	4.26%	
Choice	Number	Percentage																			
Strongly Agree	9	19.15%																			
Agree	18	38.3%																			
Uncertain	5	10.64%																			
Disagree	3	6.38%																			
Strongly Disagree	2	4.26%																			
22	The instructor was responsive to student needs and problems	<table border="1"> <thead> <tr> <th>Choice</th> <th>Number</th> <th>Percentage</th> </tr> </thead> <tbody> <tr> <td>Strongly Agree</td> <td>9</td> <td>19.15%</td> </tr> <tr> <td>Agree</td> <td>17</td> <td>36.17%</td> </tr> <tr> <td>Uncertain</td> <td>6</td> <td>12.77%</td> </tr> <tr> <td>Disagree</td> <td>2</td> <td>4.26%</td> </tr> <tr> <td>Strongly Disagree</td> <td>3</td> <td>6.38%</td> </tr> </tbody> </table>	Choice	Number	Percentage	Strongly Agree	9	19.15%	Agree	17	36.17%	Uncertain	6	12.77%	Disagree	2	4.26%	Strongly Disagree	3	6.38%	
Choice	Number	Percentage																			
Strongly Agree	9	19.15%																			
Agree	17	36.17%																			
Uncertain	6	12.77%																			
Disagree	2	4.26%																			
Strongly Disagree	3	6.38%																			
23	Had the instructor been regular throughout the course	<table border="1"> <thead> <tr> <th>Choice</th> <th>Number</th> <th>Percentage</th> </tr> </thead> <tbody> <tr> <td>Strongly Agree</td> <td>8</td> <td>17.02%</td> </tr> <tr> <td>Agree</td> <td>18</td> <td>38.3%</td> </tr> <tr> <td>Uncertain</td> <td>6</td> <td>12.77%</td> </tr> <tr> <td>Disagree</td> <td>2</td> <td>4.26%</td> </tr> <tr> <td>Strongly Disagree</td> <td>3</td> <td>6.38%</td> </tr> </tbody> </table>	Choice	Number	Percentage	Strongly Agree	8	17.02%	Agree	18	38.3%	Uncertain	6	12.77%	Disagree	2	4.26%	Strongly Disagree	3	6.38%	
Choice	Number	Percentage																			
Strongly Agree	8	17.02%																			
Agree	18	38.3%																			
Uncertain	6	12.77%																			
Disagree	2	4.26%																			
Strongly Disagree	3	6.38%																			
24	The material in the tutorials was useful	<table border="1"> <thead> <tr> <th>Choice</th> <th>Number</th> <th>Percentage</th> </tr> </thead> <tbody> <tr> <td>Strongly Agree</td> <td>9</td> <td>19.15%</td> </tr> <tr> <td>Agree</td> <td>14</td> <td>29.79%</td> </tr> <tr> <td>Uncertain</td> <td>7</td> <td>14.89%</td> </tr> <tr> <td>Disagree</td> <td>3</td> <td>6.38%</td> </tr> <tr> <td>Strongly Disagree</td> <td>4</td> <td>8.51%</td> </tr> </tbody> </table>	Choice	Number	Percentage	Strongly Agree	9	19.15%	Agree	14	29.79%	Uncertain	7	14.89%	Disagree	3	6.38%	Strongly Disagree	4	8.51%	
Choice	Number	Percentage																			
Strongly Agree	9	19.15%																			
Agree	14	29.79%																			
Uncertain	7	14.89%																			
Disagree	3	6.38%																			
Strongly Disagree	4	8.51%																			

25	I was happy with the amount of work needed for tutorials	<table border="1"> <thead> <tr> <th>Choice</th> <th>Number</th> <th>Percentage</th> </tr> </thead> <tbody> <tr> <td>Strongly Agree</td> <td>9</td> <td>19.15%</td> </tr> <tr> <td>Agree</td> <td>12</td> <td>25.53%</td> </tr> <tr> <td>Uncertain</td> <td>8</td> <td>17.02%</td> </tr> <tr> <td>Disagree</td> <td>4</td> <td>8.51%</td> </tr> <tr> <td>Strongly Disagree</td> <td>4</td> <td>8.51%</td> </tr> </tbody> </table>	Choice	Number	Percentage	Strongly Agree	9	19.15%	Agree	12	25.53%	Uncertain	8	17.02%	Disagree	4	8.51%	Strongly Disagree	4	8.51%	<p>Legend: Strongly Agree (Blue), Agree (Red), Uncertain (Orange), Disagree (Green), Strongly Disagree (Purple)</p>
Choice	Number	Percentage																			
Strongly Agree	9	19.15%																			
Agree	12	25.53%																			
Uncertain	8	17.02%																			
Disagree	4	8.51%																			
Strongly Disagree	4	8.51%																			
26	The tutor dealt effectively with my problems	<table border="1"> <thead> <tr> <th>Choice</th> <th>Number</th> <th>Percentage</th> </tr> </thead> <tbody> <tr> <td>Strongly Agree</td> <td>8</td> <td>17.02%</td> </tr> <tr> <td>Agree</td> <td>15</td> <td>31.91%</td> </tr> <tr> <td>Uncertain</td> <td>7</td> <td>14.89%</td> </tr> <tr> <td>Disagree</td> <td>3</td> <td>6.38%</td> </tr> <tr> <td>Strongly Disagree</td> <td>4</td> <td>8.51%</td> </tr> </tbody> </table>	Choice	Number	Percentage	Strongly Agree	8	17.02%	Agree	15	31.91%	Uncertain	7	14.89%	Disagree	3	6.38%	Strongly Disagree	4	8.51%	<p>Legend: Strongly Agree (Blue), Agree (Red), Uncertain (Orange), Disagree (Green), Strongly Disagree (Purple)</p>
Choice	Number	Percentage																			
Strongly Agree	8	17.02%																			
Agree	15	31.91%																			
Uncertain	7	14.89%																			
Disagree	3	6.38%																			
Strongly Disagree	4	8.51%																			
27	The material in the practicals was useful	<table border="1"> <thead> <tr> <th>Choice</th> <th>Number</th> <th>Percentage</th> </tr> </thead> <tbody> <tr> <td>Strongly Agree</td> <td>6</td> <td>12.77%</td> </tr> <tr> <td>Agree</td> <td>18</td> <td>38.3%</td> </tr> <tr> <td>Uncertain</td> <td>7</td> <td>14.89%</td> </tr> <tr> <td>Disagree</td> <td>2</td> <td>4.26%</td> </tr> <tr> <td>Strongly Disagree</td> <td>4</td> <td>8.51%</td> </tr> </tbody> </table>	Choice	Number	Percentage	Strongly Agree	6	12.77%	Agree	18	38.3%	Uncertain	7	14.89%	Disagree	2	4.26%	Strongly Disagree	4	8.51%	<p>Legend: Strongly Agree (Blue), Agree (Red), Uncertain (Orange), Disagree (Green), Strongly Disagree (Purple)</p>
Choice	Number	Percentage																			
Strongly Agree	6	12.77%																			
Agree	18	38.3%																			
Uncertain	7	14.89%																			
Disagree	2	4.26%																			
Strongly Disagree	4	8.51%																			
28	The demonstrators dealt effectively with my problems	<table border="1"> <thead> <tr> <th>Choice</th> <th>Number</th> <th>Percentage</th> </tr> </thead> <tbody> <tr> <td>Strongly Agree</td> <td>7</td> <td>14.89%</td> </tr> <tr> <td>Agree</td> <td>18</td> <td>38.3%</td> </tr> <tr> <td>Uncertain</td> <td>9</td> <td>19.15%</td> </tr> <tr> <td>Disagree</td> <td>4</td> <td>8.51%</td> </tr> <tr> <td>Strongly Disagree</td> <td>6</td> <td>12.77%</td> </tr> </tbody> </table>	Choice	Number	Percentage	Strongly Agree	7	14.89%	Agree	18	38.3%	Uncertain	9	19.15%	Disagree	4	8.51%	Strongly Disagree	6	12.77%	<p>Legend: Strongly Agree (Blue), Agree (Red), Uncertain (Orange), Disagree (Green), Strongly Disagree (Purple)</p>
Choice	Number	Percentage																			
Strongly Agree	7	14.89%																			
Agree	18	38.3%																			
Uncertain	9	19.15%																			
Disagree	4	8.51%																			
Strongly Disagree	6	12.77%																			

notches and weir

no

.

good

course has knowledge of world problems

good

To change the teacher

average

Good

good

””

improve my knowledge

good teacher

Good

good

good

good

good

d

Good

not bad

good teacher good communication with teacher

good

Gd

not satisfied

good

nothing were good in all course

not completed

nice

aa

.

Just good

?

nil

nothing spacial

nothing spacial

good

good

good

good

good

good

good

No

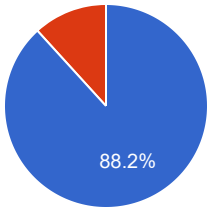
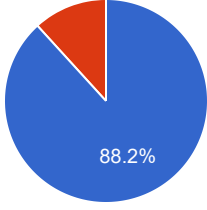
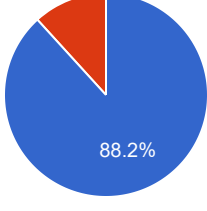
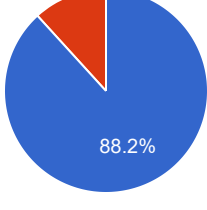
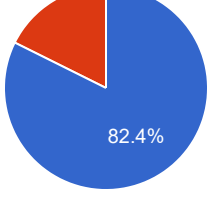
Not good

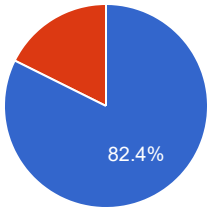
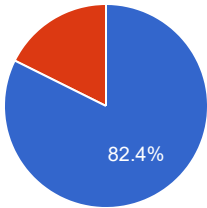
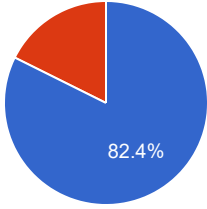
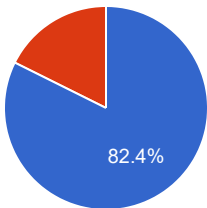
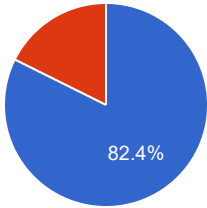
no good

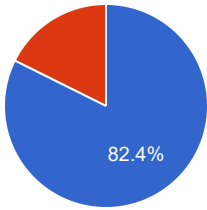
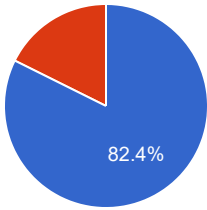
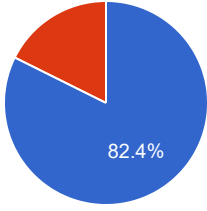
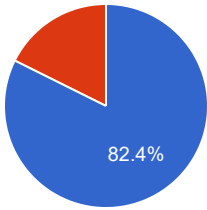
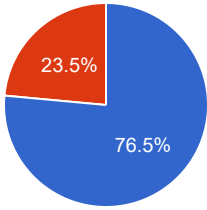
31	<p>The University does not tolerate discrimination on any irrelevant distinction (e.g. race, age, gender) and is committed to work with diversity in a wholly positive way. Please indicate below anything in relation to this Course which may run counter to this objective</p>	<p>yes Nothing good good Good university average Good "" every things is good Good d Good no Gd not satisfied nothing nil dffff . Good Very nice nil nothing spacial nothing spacial No no good</p>
----	---	--

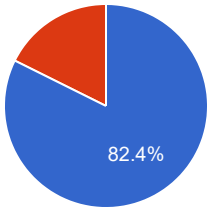
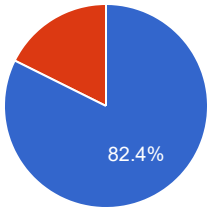
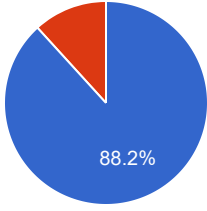
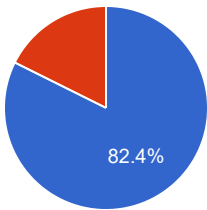
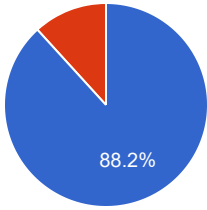
Course Evaluation - Program: 0254

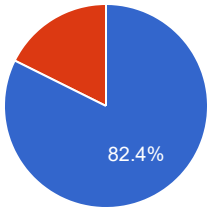
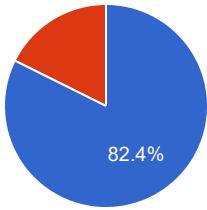
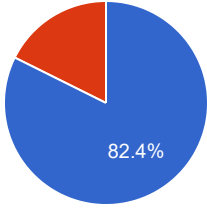
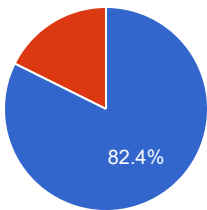
Teacher Name: ADIL RAFIQ		Course ID: CT-403 Course Title: Computer Aided Analysis & Design		Session: 2018 Fall																			
Shift: After noon -- Section:		Total Strength: 22		Attempted: 17																			
S.No	Question	Opinions			Chart																		
1	The course objectives were clear	<table border="1"> <thead> <tr> <th>Choice</th> <th>Number</th> <th>Percentage</th> </tr> </thead> <tbody> <tr> <td>Strongly Agree</td> <td>13</td> <td>76.47%</td> </tr> <tr> <td>Agree</td> <td>4</td> <td>23.53%</td> </tr> <tr> <td>Uncertain</td> <td>0</td> <td>0%</td> </tr> <tr> <td>Disagree</td> <td>0</td> <td>0%</td> </tr> <tr> <td>Strongly Disagree</td> <td>0</td> <td>0%</td> </tr> </tbody> </table>	Choice	Number	Percentage	Strongly Agree	13	76.47%	Agree	4	23.53%	Uncertain	0	0%	Disagree	0	0%	Strongly Disagree	0	0%	<p>Legend: ● Stron... (blue), ● Agree (red)</p>		
Choice	Number	Percentage																					
Strongly Agree	13	76.47%																					
Agree	4	23.53%																					
Uncertain	0	0%																					
Disagree	0	0%																					
Strongly Disagree	0	0%																					
2	The Course workload was manageable	<table border="1"> <thead> <tr> <th>Choice</th> <th>Number</th> <th>Percentage</th> </tr> </thead> <tbody> <tr> <td>Strongly Agree</td> <td>14</td> <td>82.35%</td> </tr> <tr> <td>Agree</td> <td>3</td> <td>17.65%</td> </tr> <tr> <td>Uncertain</td> <td>0</td> <td>0%</td> </tr> <tr> <td>Disagree</td> <td>0</td> <td>0%</td> </tr> <tr> <td>Strongly Disagree</td> <td>0</td> <td>0%</td> </tr> </tbody> </table>	Choice	Number	Percentage	Strongly Agree	14	82.35%	Agree	3	17.65%	Uncertain	0	0%	Disagree	0	0%	Strongly Disagree	0	0%	<p>Legend: ● Stron... (blue), ● Agree (red)</p>		
Choice	Number	Percentage																					
Strongly Agree	14	82.35%																					
Agree	3	17.65%																					
Uncertain	0	0%																					
Disagree	0	0%																					
Strongly Disagree	0	0%																					
3	The Course was well organized (e.g. timely access to materials, notification of changes, etc.)	<table border="1"> <thead> <tr> <th>Choice</th> <th>Number</th> <th>Percentage</th> </tr> </thead> <tbody> <tr> <td>Strongly Agree</td> <td>14</td> <td>82.35%</td> </tr> <tr> <td>Agree</td> <td>3</td> <td>17.65%</td> </tr> <tr> <td>Uncertain</td> <td>0</td> <td>0%</td> </tr> <tr> <td>Disagree</td> <td>0</td> <td>0%</td> </tr> <tr> <td>Strongly Disagree</td> <td>0</td> <td>0%</td> </tr> </tbody> </table>	Choice	Number	Percentage	Strongly Agree	14	82.35%	Agree	3	17.65%	Uncertain	0	0%	Disagree	0	0%	Strongly Disagree	0	0%	<p>Legend: ● Stron... (blue), ● Agree (red)</p>		
Choice	Number	Percentage																					
Strongly Agree	14	82.35%																					
Agree	3	17.65%																					
Uncertain	0	0%																					
Disagree	0	0%																					
Strongly Disagree	0	0%																					
4	I participated actively in the Course	<table border="1"> <thead> <tr> <th>Choice</th> <th>Number</th> <th>Percentage</th> </tr> </thead> <tbody> <tr> <td>Strongly Agree</td> <td>15</td> <td>88.24%</td> </tr> <tr> <td>Agree</td> <td>2</td> <td>11.76%</td> </tr> <tr> <td>Uncertain</td> <td>0</td> <td>0%</td> </tr> <tr> <td>Disagree</td> <td>0</td> <td>0%</td> </tr> <tr> <td>Strongly Disagree</td> <td>0</td> <td>0%</td> </tr> </tbody> </table>	Choice	Number	Percentage	Strongly Agree	15	88.24%	Agree	2	11.76%	Uncertain	0	0%	Disagree	0	0%	Strongly Disagree	0	0%	<p>Legend: ● Stron... (blue), ● Agree (red)</p>		
Choice	Number	Percentage																					
Strongly Agree	15	88.24%																					
Agree	2	11.76%																					
Uncertain	0	0%																					
Disagree	0	0%																					
Strongly Disagree	0	0%																					

5	I think I have made progress in this Course	<table border="1"> <thead> <tr> <th>Choice</th> <th>Number</th> <th>Percentage</th> </tr> </thead> <tbody> <tr> <td>Strongly Agree</td> <td>15</td> <td>88.24%</td> </tr> <tr> <td>Agree</td> <td>2</td> <td>11.76%</td> </tr> <tr> <td>Uncertain</td> <td>0</td> <td>0%</td> </tr> <tr> <td>Disagree</td> <td>0</td> <td>0%</td> </tr> <tr> <td>Strongly Disagree</td> <td>0</td> <td>0%</td> </tr> </tbody> </table>	Choice	Number	Percentage	Strongly Agree	15	88.24%	Agree	2	11.76%	Uncertain	0	0%	Disagree	0	0%	Strongly Disagree	0	0%	 <p>88.2%</p> <ul style="list-style-type: none"> ● Stron... ● Agree
Choice	Number	Percentage																			
Strongly Agree	15	88.24%																			
Agree	2	11.76%																			
Uncertain	0	0%																			
Disagree	0	0%																			
Strongly Disagree	0	0%																			
6	I think the Course was well structured to achieve the learning outcomes (there was a good balance of lectures, tutorials, practical etc.)	<table border="1"> <thead> <tr> <th>Choice</th> <th>Number</th> <th>Percentage</th> </tr> </thead> <tbody> <tr> <td>Strongly Agree</td> <td>15</td> <td>88.24%</td> </tr> <tr> <td>Agree</td> <td>2</td> <td>11.76%</td> </tr> <tr> <td>Uncertain</td> <td>0</td> <td>0%</td> </tr> <tr> <td>Disagree</td> <td>0</td> <td>0%</td> </tr> <tr> <td>Strongly Disagree</td> <td>0</td> <td>0%</td> </tr> </tbody> </table>	Choice	Number	Percentage	Strongly Agree	15	88.24%	Agree	2	11.76%	Uncertain	0	0%	Disagree	0	0%	Strongly Disagree	0	0%	 <p>88.2%</p> <ul style="list-style-type: none"> ● Stron... ● Agree
Choice	Number	Percentage																			
Strongly Agree	15	88.24%																			
Agree	2	11.76%																			
Uncertain	0	0%																			
Disagree	0	0%																			
Strongly Disagree	0	0%																			
7	The learning and teaching methods encouraged participation	<table border="1"> <thead> <tr> <th>Choice</th> <th>Number</th> <th>Percentage</th> </tr> </thead> <tbody> <tr> <td>Strongly Agree</td> <td>15</td> <td>88.24%</td> </tr> <tr> <td>Agree</td> <td>2</td> <td>11.76%</td> </tr> <tr> <td>Uncertain</td> <td>0</td> <td>0%</td> </tr> <tr> <td>Disagree</td> <td>0</td> <td>0%</td> </tr> <tr> <td>Strongly Disagree</td> <td>0</td> <td>0%</td> </tr> </tbody> </table>	Choice	Number	Percentage	Strongly Agree	15	88.24%	Agree	2	11.76%	Uncertain	0	0%	Disagree	0	0%	Strongly Disagree	0	0%	 <p>88.2%</p> <ul style="list-style-type: none"> ● Stron... ● Agree
Choice	Number	Percentage																			
Strongly Agree	15	88.24%																			
Agree	2	11.76%																			
Uncertain	0	0%																			
Disagree	0	0%																			
Strongly Disagree	0	0%																			
8	The overall environment in the class was conducive to learning	<table border="1"> <thead> <tr> <th>Choice</th> <th>Number</th> <th>Percentage</th> </tr> </thead> <tbody> <tr> <td>Strongly Agree</td> <td>15</td> <td>88.24%</td> </tr> <tr> <td>Agree</td> <td>2</td> <td>11.76%</td> </tr> <tr> <td>Uncertain</td> <td>0</td> <td>0%</td> </tr> <tr> <td>Disagree</td> <td>0</td> <td>0%</td> </tr> <tr> <td>Strongly Disagree</td> <td>0</td> <td>0%</td> </tr> </tbody> </table>	Choice	Number	Percentage	Strongly Agree	15	88.24%	Agree	2	11.76%	Uncertain	0	0%	Disagree	0	0%	Strongly Disagree	0	0%	 <p>88.2%</p> <ul style="list-style-type: none"> ● Stron... ● Agree
Choice	Number	Percentage																			
Strongly Agree	15	88.24%																			
Agree	2	11.76%																			
Uncertain	0	0%																			
Disagree	0	0%																			
Strongly Disagree	0	0%																			
9	Classrooms were satisfactory	<table border="1"> <thead> <tr> <th>Choice</th> <th>Number</th> <th>Percentage</th> </tr> </thead> <tbody> <tr> <td>Strongly Agree</td> <td>14</td> <td>82.35%</td> </tr> <tr> <td>Agree</td> <td>3</td> <td>17.65%</td> </tr> <tr> <td>Uncertain</td> <td>0</td> <td>0%</td> </tr> <tr> <td>Disagree</td> <td>0</td> <td>0%</td> </tr> <tr> <td>Strongly Disagree</td> <td>0</td> <td>0%</td> </tr> </tbody> </table>	Choice	Number	Percentage	Strongly Agree	14	82.35%	Agree	3	17.65%	Uncertain	0	0%	Disagree	0	0%	Strongly Disagree	0	0%	 <p>82.4%</p> <ul style="list-style-type: none"> ● Stron... ● Agree
Choice	Number	Percentage																			
Strongly Agree	14	82.35%																			
Agree	3	17.65%																			
Uncertain	0	0%																			
Disagree	0	0%																			
Strongly Disagree	0	0%																			

10	Learning materials (Lesson Plans, Course Notes etc.) were relevant and useful	<table border="1"> <thead> <tr> <th>Choice</th> <th>Number</th> <th>Percentage</th> </tr> </thead> <tbody> <tr> <td>Strongly Agree</td> <td>14</td> <td>82.35%</td> </tr> <tr> <td>Agree</td> <td>3</td> <td>17.65%</td> </tr> <tr> <td>Uncertain</td> <td>0</td> <td>0%</td> </tr> <tr> <td>Disagree</td> <td>0</td> <td>0%</td> </tr> <tr> <td>Strongly Disagree</td> <td>0</td> <td>0%</td> </tr> </tbody> </table>	Choice	Number	Percentage	Strongly Agree	14	82.35%	Agree	3	17.65%	Uncertain	0	0%	Disagree	0	0%	Strongly Disagree	0	0%	 <p>82.4%</p> <ul style="list-style-type: none"> ● Stron... ● Agree
Choice	Number	Percentage																			
Strongly Agree	14	82.35%																			
Agree	3	17.65%																			
Uncertain	0	0%																			
Disagree	0	0%																			
Strongly Disagree	0	0%																			
11	Recommended reading Books etc. were relevant and appropriate	<table border="1"> <thead> <tr> <th>Choice</th> <th>Number</th> <th>Percentage</th> </tr> </thead> <tbody> <tr> <td>Strongly Agree</td> <td>14</td> <td>82.35%</td> </tr> <tr> <td>Agree</td> <td>3</td> <td>17.65%</td> </tr> <tr> <td>Uncertain</td> <td>0</td> <td>0%</td> </tr> <tr> <td>Disagree</td> <td>0</td> <td>0%</td> </tr> <tr> <td>Strongly Disagree</td> <td>0</td> <td>0%</td> </tr> </tbody> </table>	Choice	Number	Percentage	Strongly Agree	14	82.35%	Agree	3	17.65%	Uncertain	0	0%	Disagree	0	0%	Strongly Disagree	0	0%	 <p>82.4%</p> <ul style="list-style-type: none"> ● Stron... ● Agree
Choice	Number	Percentage																			
Strongly Agree	14	82.35%																			
Agree	3	17.65%																			
Uncertain	0	0%																			
Disagree	0	0%																			
Strongly Disagree	0	0%																			
12	The provision of learning resources in the library was adequate and appropriate	<table border="1"> <thead> <tr> <th>Choice</th> <th>Number</th> <th>Percentage</th> </tr> </thead> <tbody> <tr> <td>Strongly Agree</td> <td>14</td> <td>82.35%</td> </tr> <tr> <td>Agree</td> <td>3</td> <td>17.65%</td> </tr> <tr> <td>Uncertain</td> <td>0</td> <td>0%</td> </tr> <tr> <td>Disagree</td> <td>0</td> <td>0%</td> </tr> <tr> <td>Strongly Disagree</td> <td>0</td> <td>0%</td> </tr> </tbody> </table>	Choice	Number	Percentage	Strongly Agree	14	82.35%	Agree	3	17.65%	Uncertain	0	0%	Disagree	0	0%	Strongly Disagree	0	0%	 <p>82.4%</p> <ul style="list-style-type: none"> ● Stron... ● Agree
Choice	Number	Percentage																			
Strongly Agree	14	82.35%																			
Agree	3	17.65%																			
Uncertain	0	0%																			
Disagree	0	0%																			
Strongly Disagree	0	0%																			
13	The provision of learning resources on the Web was adequate and appropriate (if relevant)	<table border="1"> <thead> <tr> <th>Choice</th> <th>Number</th> <th>Percentage</th> </tr> </thead> <tbody> <tr> <td>Strongly Agree</td> <td>14</td> <td>82.35%</td> </tr> <tr> <td>Agree</td> <td>3</td> <td>17.65%</td> </tr> <tr> <td>Uncertain</td> <td>0</td> <td>0%</td> </tr> <tr> <td>Disagree</td> <td>0</td> <td>0%</td> </tr> <tr> <td>Strongly Disagree</td> <td>0</td> <td>0%</td> </tr> </tbody> </table>	Choice	Number	Percentage	Strongly Agree	14	82.35%	Agree	3	17.65%	Uncertain	0	0%	Disagree	0	0%	Strongly Disagree	0	0%	 <p>82.4%</p> <ul style="list-style-type: none"> ● Stron... ● Agree
Choice	Number	Percentage																			
Strongly Agree	14	82.35%																			
Agree	3	17.65%																			
Uncertain	0	0%																			
Disagree	0	0%																			
Strongly Disagree	0	0%																			
14	The Course stimulated my interest and thought on the subject area	<table border="1"> <thead> <tr> <th>Choice</th> <th>Number</th> <th>Percentage</th> </tr> </thead> <tbody> <tr> <td>Strongly Agree</td> <td>14</td> <td>82.35%</td> </tr> <tr> <td>Agree</td> <td>3</td> <td>17.65%</td> </tr> <tr> <td>Uncertain</td> <td>0</td> <td>0%</td> </tr> <tr> <td>Disagree</td> <td>0</td> <td>0%</td> </tr> <tr> <td>Strongly Disagree</td> <td>0</td> <td>0%</td> </tr> </tbody> </table>	Choice	Number	Percentage	Strongly Agree	14	82.35%	Agree	3	17.65%	Uncertain	0	0%	Disagree	0	0%	Strongly Disagree	0	0%	 <p>82.4%</p> <ul style="list-style-type: none"> ● Stron... ● Agree
Choice	Number	Percentage																			
Strongly Agree	14	82.35%																			
Agree	3	17.65%																			
Uncertain	0	0%																			
Disagree	0	0%																			
Strongly Disagree	0	0%																			

15	The pace of the Course was appropriate	<table border="1"> <thead> <tr> <th>Choice</th> <th>Number</th> <th>Percentage</th> </tr> </thead> <tbody> <tr> <td>Strongly Agree</td> <td>14</td> <td>82.35%</td> </tr> <tr> <td>Agree</td> <td>3</td> <td>17.65%</td> </tr> <tr> <td>Uncertain</td> <td>0</td> <td>0%</td> </tr> <tr> <td>Disagree</td> <td>0</td> <td>0%</td> </tr> <tr> <td>Strongly Disagree</td> <td>0</td> <td>0%</td> </tr> </tbody> </table>	Choice	Number	Percentage	Strongly Agree	14	82.35%	Agree	3	17.65%	Uncertain	0	0%	Disagree	0	0%	Strongly Disagree	0	0%	 <p>82.4%</p> <ul style="list-style-type: none"> ● Stron... ● Agree
Choice	Number	Percentage																			
Strongly Agree	14	82.35%																			
Agree	3	17.65%																			
Uncertain	0	0%																			
Disagree	0	0%																			
Strongly Disagree	0	0%																			
16	Ideas and concepts were presented clearly	<table border="1"> <thead> <tr> <th>Choice</th> <th>Number</th> <th>Percentage</th> </tr> </thead> <tbody> <tr> <td>Strongly Agree</td> <td>14</td> <td>82.35%</td> </tr> <tr> <td>Agree</td> <td>3</td> <td>17.65%</td> </tr> <tr> <td>Uncertain</td> <td>0</td> <td>0%</td> </tr> <tr> <td>Disagree</td> <td>0</td> <td>0%</td> </tr> <tr> <td>Strongly Disagree</td> <td>0</td> <td>0%</td> </tr> </tbody> </table>	Choice	Number	Percentage	Strongly Agree	14	82.35%	Agree	3	17.65%	Uncertain	0	0%	Disagree	0	0%	Strongly Disagree	0	0%	 <p>82.4%</p> <ul style="list-style-type: none"> ● Stron... ● Agree
Choice	Number	Percentage																			
Strongly Agree	14	82.35%																			
Agree	3	17.65%																			
Uncertain	0	0%																			
Disagree	0	0%																			
Strongly Disagree	0	0%																			
17	The method of assessment were reasonable	<table border="1"> <thead> <tr> <th>Choice</th> <th>Number</th> <th>Percentage</th> </tr> </thead> <tbody> <tr> <td>Strongly Agree</td> <td>14</td> <td>82.35%</td> </tr> <tr> <td>Agree</td> <td>3</td> <td>17.65%</td> </tr> <tr> <td>Uncertain</td> <td>0</td> <td>0%</td> </tr> <tr> <td>Disagree</td> <td>0</td> <td>0%</td> </tr> <tr> <td>Strongly Disagree</td> <td>0</td> <td>0%</td> </tr> </tbody> </table>	Choice	Number	Percentage	Strongly Agree	14	82.35%	Agree	3	17.65%	Uncertain	0	0%	Disagree	0	0%	Strongly Disagree	0	0%	 <p>82.4%</p> <ul style="list-style-type: none"> ● Stron... ● Agree
Choice	Number	Percentage																			
Strongly Agree	14	82.35%																			
Agree	3	17.65%																			
Uncertain	0	0%																			
Disagree	0	0%																			
Strongly Disagree	0	0%																			
18	Feedback on assessment was timely	<table border="1"> <thead> <tr> <th>Choice</th> <th>Number</th> <th>Percentage</th> </tr> </thead> <tbody> <tr> <td>Strongly Agree</td> <td>14</td> <td>82.35%</td> </tr> <tr> <td>Agree</td> <td>3</td> <td>17.65%</td> </tr> <tr> <td>Uncertain</td> <td>0</td> <td>0%</td> </tr> <tr> <td>Disagree</td> <td>0</td> <td>0%</td> </tr> <tr> <td>Strongly Disagree</td> <td>0</td> <td>0%</td> </tr> </tbody> </table>	Choice	Number	Percentage	Strongly Agree	14	82.35%	Agree	3	17.65%	Uncertain	0	0%	Disagree	0	0%	Strongly Disagree	0	0%	 <p>82.4%</p> <ul style="list-style-type: none"> ● Stron... ● Agree
Choice	Number	Percentage																			
Strongly Agree	14	82.35%																			
Agree	3	17.65%																			
Uncertain	0	0%																			
Disagree	0	0%																			
Strongly Disagree	0	0%																			
19	Feedback on assessment was helpful	<table border="1"> <thead> <tr> <th>Choice</th> <th>Number</th> <th>Percentage</th> </tr> </thead> <tbody> <tr> <td>Strongly Agree</td> <td>13</td> <td>76.47%</td> </tr> <tr> <td>Agree</td> <td>4</td> <td>23.53%</td> </tr> <tr> <td>Uncertain</td> <td>0</td> <td>0%</td> </tr> <tr> <td>Disagree</td> <td>0</td> <td>0%</td> </tr> <tr> <td>Strongly Disagree</td> <td>0</td> <td>0%</td> </tr> </tbody> </table>	Choice	Number	Percentage	Strongly Agree	13	76.47%	Agree	4	23.53%	Uncertain	0	0%	Disagree	0	0%	Strongly Disagree	0	0%	 <p>76.5%</p> <ul style="list-style-type: none"> ● Stron... ● Agree
Choice	Number	Percentage																			
Strongly Agree	13	76.47%																			
Agree	4	23.53%																			
Uncertain	0	0%																			
Disagree	0	0%																			
Strongly Disagree	0	0%																			

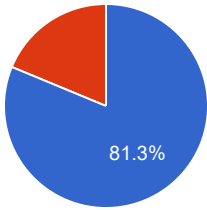
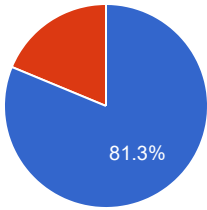
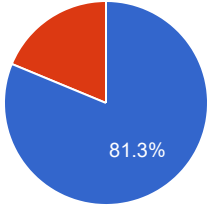
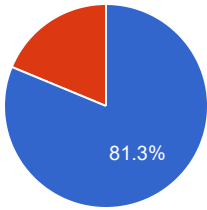
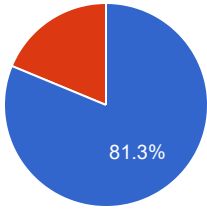
20	I understood the lectures	<table border="1"> <thead> <tr> <th>Choice</th> <th>Number</th> <th>Percentage</th> </tr> </thead> <tbody> <tr> <td>Strongly Agree</td> <td>14</td> <td>82.35%</td> </tr> <tr> <td>Agree</td> <td>3</td> <td>17.65%</td> </tr> <tr> <td>Uncertain</td> <td>0</td> <td>0%</td> </tr> <tr> <td>Disagree</td> <td>0</td> <td>0%</td> </tr> <tr> <td>Strongly Disagree</td> <td>0</td> <td>0%</td> </tr> </tbody> </table>	Choice	Number	Percentage	Strongly Agree	14	82.35%	Agree	3	17.65%	Uncertain	0	0%	Disagree	0	0%	Strongly Disagree	0	0%	 <p>82.4%</p> <ul style="list-style-type: none"> ● Stron... ● Agree
Choice	Number	Percentage																			
Strongly Agree	14	82.35%																			
Agree	3	17.65%																			
Uncertain	0	0%																			
Disagree	0	0%																			
Strongly Disagree	0	0%																			
21	The material was well organized and presented	<table border="1"> <thead> <tr> <th>Choice</th> <th>Number</th> <th>Percentage</th> </tr> </thead> <tbody> <tr> <td>Strongly Agree</td> <td>14</td> <td>82.35%</td> </tr> <tr> <td>Agree</td> <td>3</td> <td>17.65%</td> </tr> <tr> <td>Uncertain</td> <td>0</td> <td>0%</td> </tr> <tr> <td>Disagree</td> <td>0</td> <td>0%</td> </tr> <tr> <td>Strongly Disagree</td> <td>0</td> <td>0%</td> </tr> </tbody> </table>	Choice	Number	Percentage	Strongly Agree	14	82.35%	Agree	3	17.65%	Uncertain	0	0%	Disagree	0	0%	Strongly Disagree	0	0%	 <p>82.4%</p> <ul style="list-style-type: none"> ● Stron... ● Agree
Choice	Number	Percentage																			
Strongly Agree	14	82.35%																			
Agree	3	17.65%																			
Uncertain	0	0%																			
Disagree	0	0%																			
Strongly Disagree	0	0%																			
22	The instructor was responsive to student needs and problems	<table border="1"> <thead> <tr> <th>Choice</th> <th>Number</th> <th>Percentage</th> </tr> </thead> <tbody> <tr> <td>Strongly Agree</td> <td>15</td> <td>88.24%</td> </tr> <tr> <td>Agree</td> <td>2</td> <td>11.76%</td> </tr> <tr> <td>Uncertain</td> <td>0</td> <td>0%</td> </tr> <tr> <td>Disagree</td> <td>0</td> <td>0%</td> </tr> <tr> <td>Strongly Disagree</td> <td>0</td> <td>0%</td> </tr> </tbody> </table>	Choice	Number	Percentage	Strongly Agree	15	88.24%	Agree	2	11.76%	Uncertain	0	0%	Disagree	0	0%	Strongly Disagree	0	0%	 <p>88.2%</p> <ul style="list-style-type: none"> ● Stron... ● Agree
Choice	Number	Percentage																			
Strongly Agree	15	88.24%																			
Agree	2	11.76%																			
Uncertain	0	0%																			
Disagree	0	0%																			
Strongly Disagree	0	0%																			
23	Had the instructor been regular throughout the course	<table border="1"> <thead> <tr> <th>Choice</th> <th>Number</th> <th>Percentage</th> </tr> </thead> <tbody> <tr> <td>Strongly Agree</td> <td>14</td> <td>82.35%</td> </tr> <tr> <td>Agree</td> <td>3</td> <td>17.65%</td> </tr> <tr> <td>Uncertain</td> <td>0</td> <td>0%</td> </tr> <tr> <td>Disagree</td> <td>0</td> <td>0%</td> </tr> <tr> <td>Strongly Disagree</td> <td>0</td> <td>0%</td> </tr> </tbody> </table>	Choice	Number	Percentage	Strongly Agree	14	82.35%	Agree	3	17.65%	Uncertain	0	0%	Disagree	0	0%	Strongly Disagree	0	0%	 <p>82.4%</p> <ul style="list-style-type: none"> ● Stron... ● Agree
Choice	Number	Percentage																			
Strongly Agree	14	82.35%																			
Agree	3	17.65%																			
Uncertain	0	0%																			
Disagree	0	0%																			
Strongly Disagree	0	0%																			
24	The material in the tutorials was useful	<table border="1"> <thead> <tr> <th>Choice</th> <th>Number</th> <th>Percentage</th> </tr> </thead> <tbody> <tr> <td>Strongly Agree</td> <td>15</td> <td>88.24%</td> </tr> <tr> <td>Agree</td> <td>2</td> <td>11.76%</td> </tr> <tr> <td>Uncertain</td> <td>0</td> <td>0%</td> </tr> <tr> <td>Disagree</td> <td>0</td> <td>0%</td> </tr> <tr> <td>Strongly Disagree</td> <td>0</td> <td>0%</td> </tr> </tbody> </table>	Choice	Number	Percentage	Strongly Agree	15	88.24%	Agree	2	11.76%	Uncertain	0	0%	Disagree	0	0%	Strongly Disagree	0	0%	 <p>88.2%</p> <ul style="list-style-type: none"> ● Stron... ● Agree
Choice	Number	Percentage																			
Strongly Agree	15	88.24%																			
Agree	2	11.76%																			
Uncertain	0	0%																			
Disagree	0	0%																			
Strongly Disagree	0	0%																			

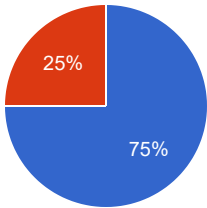
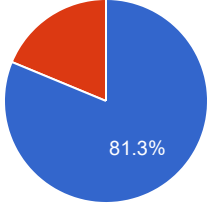
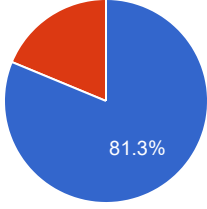
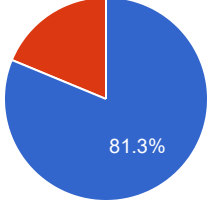
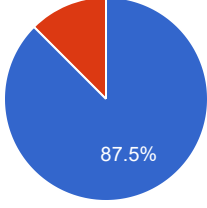
25	I was happy with the amount of work needed for tutorials	<table border="1"> <thead> <tr> <th>Choice</th> <th>Number</th> <th>Percentage</th> </tr> </thead> <tbody> <tr> <td>Strongly Agree</td> <td>14</td> <td>82.35%</td> </tr> <tr> <td>Agree</td> <td>3</td> <td>17.65%</td> </tr> <tr> <td>Uncertain</td> <td>0</td> <td>0%</td> </tr> <tr> <td>Disagree</td> <td>0</td> <td>0%</td> </tr> <tr> <td>Strongly Disagree</td> <td>0</td> <td>0%</td> </tr> </tbody> </table>	Choice	Number	Percentage	Strongly Agree	14	82.35%	Agree	3	17.65%	Uncertain	0	0%	Disagree	0	0%	Strongly Disagree	0	0%	 <p>82.4%</p> <ul style="list-style-type: none"> ● Stron... ● Agree
Choice	Number	Percentage																			
Strongly Agree	14	82.35%																			
Agree	3	17.65%																			
Uncertain	0	0%																			
Disagree	0	0%																			
Strongly Disagree	0	0%																			
26	The tutor dealt effectively with my problems	<table border="1"> <thead> <tr> <th>Choice</th> <th>Number</th> <th>Percentage</th> </tr> </thead> <tbody> <tr> <td>Strongly Agree</td> <td>14</td> <td>82.35%</td> </tr> <tr> <td>Agree</td> <td>3</td> <td>17.65%</td> </tr> <tr> <td>Uncertain</td> <td>0</td> <td>0%</td> </tr> <tr> <td>Disagree</td> <td>0</td> <td>0%</td> </tr> <tr> <td>Strongly Disagree</td> <td>0</td> <td>0%</td> </tr> </tbody> </table>	Choice	Number	Percentage	Strongly Agree	14	82.35%	Agree	3	17.65%	Uncertain	0	0%	Disagree	0	0%	Strongly Disagree	0	0%	 <p>82.4%</p> <ul style="list-style-type: none"> ● Stron... ● Agree
Choice	Number	Percentage																			
Strongly Agree	14	82.35%																			
Agree	3	17.65%																			
Uncertain	0	0%																			
Disagree	0	0%																			
Strongly Disagree	0	0%																			
27	The material in the practicals was useful	<table border="1"> <thead> <tr> <th>Choice</th> <th>Number</th> <th>Percentage</th> </tr> </thead> <tbody> <tr> <td>Strongly Agree</td> <td>14</td> <td>82.35%</td> </tr> <tr> <td>Agree</td> <td>3</td> <td>17.65%</td> </tr> <tr> <td>Uncertain</td> <td>0</td> <td>0%</td> </tr> <tr> <td>Disagree</td> <td>0</td> <td>0%</td> </tr> <tr> <td>Strongly Disagree</td> <td>0</td> <td>0%</td> </tr> </tbody> </table>	Choice	Number	Percentage	Strongly Agree	14	82.35%	Agree	3	17.65%	Uncertain	0	0%	Disagree	0	0%	Strongly Disagree	0	0%	 <p>82.4%</p> <ul style="list-style-type: none"> ● Stron... ● Agree
Choice	Number	Percentage																			
Strongly Agree	14	82.35%																			
Agree	3	17.65%																			
Uncertain	0	0%																			
Disagree	0	0%																			
Strongly Disagree	0	0%																			
28	The demonstrators dealt effectively with my problems	<table border="1"> <thead> <tr> <th>Choice</th> <th>Number</th> <th>Percentage</th> </tr> </thead> <tbody> <tr> <td>Strongly Agree</td> <td>14</td> <td>82.35%</td> </tr> <tr> <td>Agree</td> <td>3</td> <td>17.65%</td> </tr> <tr> <td>Uncertain</td> <td>0</td> <td>0%</td> </tr> <tr> <td>Disagree</td> <td>0</td> <td>0%</td> </tr> <tr> <td>Strongly Disagree</td> <td>0</td> <td>0%</td> </tr> </tbody> </table>	Choice	Number	Percentage	Strongly Agree	14	82.35%	Agree	3	17.65%	Uncertain	0	0%	Disagree	0	0%	Strongly Disagree	0	0%	 <p>82.4%</p> <ul style="list-style-type: none"> ● Stron... ● Agree
Choice	Number	Percentage																			
Strongly Agree	14	82.35%																			
Agree	3	17.65%																			
Uncertain	0	0%																			
Disagree	0	0%																			
Strongly Disagree	0	0%																			
29	The best features of the Course were	<p>good good good</p> <p>A1 Yes dc</p> <p>Good Good good uiouhj</p> <p>Good ncxcvn</p>																			

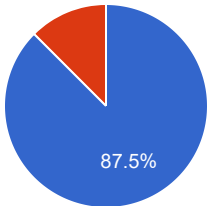
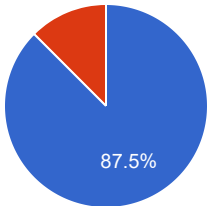
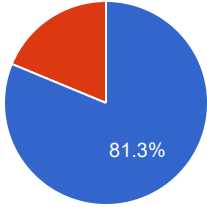
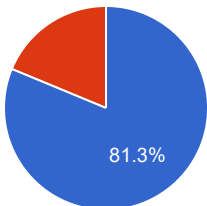
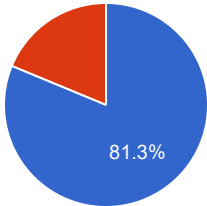
30	The Course could have been improved by	<p>good good good</p> <p>A1 Good fd</p> <p>Good Good good piugh</p> <p>Good nvbnm</p>
31	<p>The University does not tolerate discrimination on any irrelevant distinction (e.g. race, age, gender) and is committed to work with diversity in a wholly positive way. Please indicate below anything in relation to this Course which may run counter to this objective</p>	<p>good good good</p> <p>A1</p> <p>Good good hjli</p> <p>Good</p>

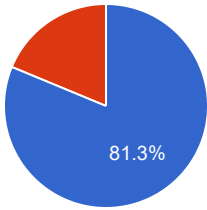
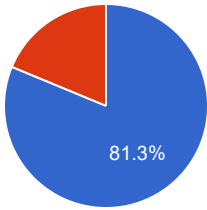
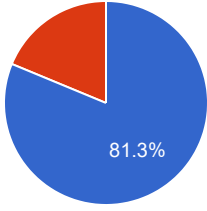
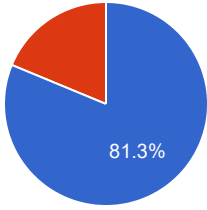
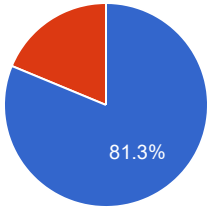
Course Evaluation - Program: 0254

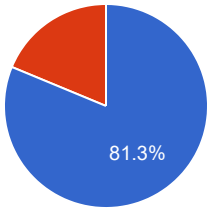
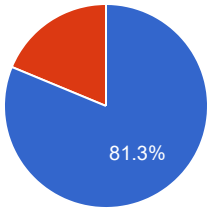
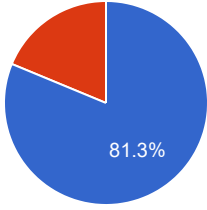
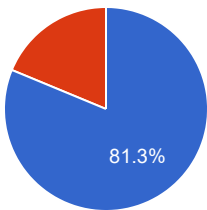
Teacher Name: ADIL RAFIQ		Course ID: CT-403(L) Course Title: Computer Aided Analysis & Design		Session: 2018 Fall																			
Shift: After noon -- Section:		Total Strength: 22		Attempted: 16																			
S.No	Question	Opinions			Chart																		
1	The course objectives were clear	<table border="1"> <thead> <tr> <th>Choice</th> <th>Number</th> <th>Percentage</th> </tr> </thead> <tbody> <tr> <td>Strongly Agree</td> <td>13</td> <td>81.25%</td> </tr> <tr> <td>Agree</td> <td>3</td> <td>18.75%</td> </tr> <tr> <td>Uncertain</td> <td>0</td> <td>0%</td> </tr> <tr> <td>Disagree</td> <td>0</td> <td>0%</td> </tr> <tr> <td>Strongly Disagree</td> <td>0</td> <td>0%</td> </tr> </tbody> </table>	Choice	Number	Percentage	Strongly Agree	13	81.25%	Agree	3	18.75%	Uncertain	0	0%	Disagree	0	0%	Strongly Disagree	0	0%	<p>A pie chart with a legend. The legend shows a blue circle for 'Stron...' and a red circle for 'Agree'. The blue slice represents 81.3% and the red slice represents 18.7%.</p>		
Choice	Number	Percentage																					
Strongly Agree	13	81.25%																					
Agree	3	18.75%																					
Uncertain	0	0%																					
Disagree	0	0%																					
Strongly Disagree	0	0%																					
2	The Course workload was manageable	<table border="1"> <thead> <tr> <th>Choice</th> <th>Number</th> <th>Percentage</th> </tr> </thead> <tbody> <tr> <td>Strongly Agree</td> <td>13</td> <td>81.25%</td> </tr> <tr> <td>Agree</td> <td>3</td> <td>18.75%</td> </tr> <tr> <td>Uncertain</td> <td>0</td> <td>0%</td> </tr> <tr> <td>Disagree</td> <td>0</td> <td>0%</td> </tr> <tr> <td>Strongly Disagree</td> <td>0</td> <td>0%</td> </tr> </tbody> </table>	Choice	Number	Percentage	Strongly Agree	13	81.25%	Agree	3	18.75%	Uncertain	0	0%	Disagree	0	0%	Strongly Disagree	0	0%	<p>A pie chart with a legend. The legend shows a blue circle for 'Stron...' and a red circle for 'Agree'. The blue slice represents 81.3% and the red slice represents 18.7%.</p>		
Choice	Number	Percentage																					
Strongly Agree	13	81.25%																					
Agree	3	18.75%																					
Uncertain	0	0%																					
Disagree	0	0%																					
Strongly Disagree	0	0%																					
3	The Course was well organized (e.g. timely access to materials, notification of changes, etc.)	<table border="1"> <thead> <tr> <th>Choice</th> <th>Number</th> <th>Percentage</th> </tr> </thead> <tbody> <tr> <td>Strongly Agree</td> <td>12</td> <td>75%</td> </tr> <tr> <td>Agree</td> <td>4</td> <td>25%</td> </tr> <tr> <td>Uncertain</td> <td>0</td> <td>0%</td> </tr> <tr> <td>Disagree</td> <td>0</td> <td>0%</td> </tr> <tr> <td>Strongly Disagree</td> <td>0</td> <td>0%</td> </tr> </tbody> </table>	Choice	Number	Percentage	Strongly Agree	12	75%	Agree	4	25%	Uncertain	0	0%	Disagree	0	0%	Strongly Disagree	0	0%	<p>A pie chart with a legend. The legend shows a blue circle for 'Stron...' and a red circle for 'Agree'. The blue slice represents 75% and the red slice represents 25%.</p>		
Choice	Number	Percentage																					
Strongly Agree	12	75%																					
Agree	4	25%																					
Uncertain	0	0%																					
Disagree	0	0%																					
Strongly Disagree	0	0%																					
4	I participated actively in the Course	<table border="1"> <thead> <tr> <th>Choice</th> <th>Number</th> <th>Percentage</th> </tr> </thead> <tbody> <tr> <td>Strongly Agree</td> <td>13</td> <td>81.25%</td> </tr> <tr> <td>Agree</td> <td>3</td> <td>18.75%</td> </tr> <tr> <td>Uncertain</td> <td>0</td> <td>0%</td> </tr> <tr> <td>Disagree</td> <td>0</td> <td>0%</td> </tr> <tr> <td>Strongly Disagree</td> <td>0</td> <td>0%</td> </tr> </tbody> </table>	Choice	Number	Percentage	Strongly Agree	13	81.25%	Agree	3	18.75%	Uncertain	0	0%	Disagree	0	0%	Strongly Disagree	0	0%	<p>A pie chart with a legend. The legend shows a blue circle for 'Stron...' and a red circle for 'Agree'. The blue slice represents 81.3% and the red slice represents 18.7%.</p>		
Choice	Number	Percentage																					
Strongly Agree	13	81.25%																					
Agree	3	18.75%																					
Uncertain	0	0%																					
Disagree	0	0%																					
Strongly Disagree	0	0%																					

5	I think I have made progress in this Course	<table border="1"> <thead> <tr> <th>Choice</th> <th>Number</th> <th>Percentage</th> </tr> </thead> <tbody> <tr> <td>Strongly Agree</td> <td>13</td> <td>81.25%</td> </tr> <tr> <td>Agree</td> <td>3</td> <td>18.75%</td> </tr> <tr> <td>Uncertain</td> <td>0</td> <td>0%</td> </tr> <tr> <td>Disagree</td> <td>0</td> <td>0%</td> </tr> <tr> <td>Strongly Disagree</td> <td>0</td> <td>0%</td> </tr> </tbody> </table>	Choice	Number	Percentage	Strongly Agree	13	81.25%	Agree	3	18.75%	Uncertain	0	0%	Disagree	0	0%	Strongly Disagree	0	0%	 <p>81.3%</p> <ul style="list-style-type: none"> ● Stron... ● Agree
Choice	Number	Percentage																			
Strongly Agree	13	81.25%																			
Agree	3	18.75%																			
Uncertain	0	0%																			
Disagree	0	0%																			
Strongly Disagree	0	0%																			
6	I think the Course was well structured to achieve the learning outcomes (there was a good balance of lectures, tutorials, practical etc.)	<table border="1"> <thead> <tr> <th>Choice</th> <th>Number</th> <th>Percentage</th> </tr> </thead> <tbody> <tr> <td>Strongly Agree</td> <td>13</td> <td>81.25%</td> </tr> <tr> <td>Agree</td> <td>3</td> <td>18.75%</td> </tr> <tr> <td>Uncertain</td> <td>0</td> <td>0%</td> </tr> <tr> <td>Disagree</td> <td>0</td> <td>0%</td> </tr> <tr> <td>Strongly Disagree</td> <td>0</td> <td>0%</td> </tr> </tbody> </table>	Choice	Number	Percentage	Strongly Agree	13	81.25%	Agree	3	18.75%	Uncertain	0	0%	Disagree	0	0%	Strongly Disagree	0	0%	 <p>81.3%</p> <ul style="list-style-type: none"> ● Stron... ● Agree
Choice	Number	Percentage																			
Strongly Agree	13	81.25%																			
Agree	3	18.75%																			
Uncertain	0	0%																			
Disagree	0	0%																			
Strongly Disagree	0	0%																			
7	The learning and teaching methods encouraged participation	<table border="1"> <thead> <tr> <th>Choice</th> <th>Number</th> <th>Percentage</th> </tr> </thead> <tbody> <tr> <td>Strongly Agree</td> <td>13</td> <td>81.25%</td> </tr> <tr> <td>Agree</td> <td>3</td> <td>18.75%</td> </tr> <tr> <td>Uncertain</td> <td>0</td> <td>0%</td> </tr> <tr> <td>Disagree</td> <td>0</td> <td>0%</td> </tr> <tr> <td>Strongly Disagree</td> <td>0</td> <td>0%</td> </tr> </tbody> </table>	Choice	Number	Percentage	Strongly Agree	13	81.25%	Agree	3	18.75%	Uncertain	0	0%	Disagree	0	0%	Strongly Disagree	0	0%	 <p>81.3%</p> <ul style="list-style-type: none"> ● Stron... ● Agree
Choice	Number	Percentage																			
Strongly Agree	13	81.25%																			
Agree	3	18.75%																			
Uncertain	0	0%																			
Disagree	0	0%																			
Strongly Disagree	0	0%																			
8	The overall environment in the class was conducive to learning	<table border="1"> <thead> <tr> <th>Choice</th> <th>Number</th> <th>Percentage</th> </tr> </thead> <tbody> <tr> <td>Strongly Agree</td> <td>13</td> <td>81.25%</td> </tr> <tr> <td>Agree</td> <td>3</td> <td>18.75%</td> </tr> <tr> <td>Uncertain</td> <td>0</td> <td>0%</td> </tr> <tr> <td>Disagree</td> <td>0</td> <td>0%</td> </tr> <tr> <td>Strongly Disagree</td> <td>0</td> <td>0%</td> </tr> </tbody> </table>	Choice	Number	Percentage	Strongly Agree	13	81.25%	Agree	3	18.75%	Uncertain	0	0%	Disagree	0	0%	Strongly Disagree	0	0%	 <p>81.3%</p> <ul style="list-style-type: none"> ● Stron... ● Agree
Choice	Number	Percentage																			
Strongly Agree	13	81.25%																			
Agree	3	18.75%																			
Uncertain	0	0%																			
Disagree	0	0%																			
Strongly Disagree	0	0%																			
9	Classrooms were satisfactory	<table border="1"> <thead> <tr> <th>Choice</th> <th>Number</th> <th>Percentage</th> </tr> </thead> <tbody> <tr> <td>Strongly Agree</td> <td>13</td> <td>81.25%</td> </tr> <tr> <td>Agree</td> <td>3</td> <td>18.75%</td> </tr> <tr> <td>Uncertain</td> <td>0</td> <td>0%</td> </tr> <tr> <td>Disagree</td> <td>0</td> <td>0%</td> </tr> <tr> <td>Strongly Disagree</td> <td>0</td> <td>0%</td> </tr> </tbody> </table>	Choice	Number	Percentage	Strongly Agree	13	81.25%	Agree	3	18.75%	Uncertain	0	0%	Disagree	0	0%	Strongly Disagree	0	0%	 <p>81.3%</p> <ul style="list-style-type: none"> ● Stron... ● Agree
Choice	Number	Percentage																			
Strongly Agree	13	81.25%																			
Agree	3	18.75%																			
Uncertain	0	0%																			
Disagree	0	0%																			
Strongly Disagree	0	0%																			

10	Learning materials (Lesson Plans, Course Notes etc.) were relevant and useful	<table border="1"> <thead> <tr> <th>Choice</th> <th>Number</th> <th>Percentage</th> </tr> </thead> <tbody> <tr> <td>Strongly Agree</td> <td>12</td> <td>75%</td> </tr> <tr> <td>Agree</td> <td>4</td> <td>25%</td> </tr> <tr> <td>Uncertain</td> <td>0</td> <td>0%</td> </tr> <tr> <td>Disagree</td> <td>0</td> <td>0%</td> </tr> <tr> <td>Strongly Disagree</td> <td>0</td> <td>0%</td> </tr> </tbody> </table>	Choice	Number	Percentage	Strongly Agree	12	75%	Agree	4	25%	Uncertain	0	0%	Disagree	0	0%	Strongly Disagree	0	0%	 <p>● Stron... ● Agree</p>
Choice	Number	Percentage																			
Strongly Agree	12	75%																			
Agree	4	25%																			
Uncertain	0	0%																			
Disagree	0	0%																			
Strongly Disagree	0	0%																			
11	Recommended reading Books etc. were relevant and appropriate	<table border="1"> <thead> <tr> <th>Choice</th> <th>Number</th> <th>Percentage</th> </tr> </thead> <tbody> <tr> <td>Strongly Agree</td> <td>13</td> <td>81.25%</td> </tr> <tr> <td>Agree</td> <td>3</td> <td>18.75%</td> </tr> <tr> <td>Uncertain</td> <td>0</td> <td>0%</td> </tr> <tr> <td>Disagree</td> <td>0</td> <td>0%</td> </tr> <tr> <td>Strongly Disagree</td> <td>0</td> <td>0%</td> </tr> </tbody> </table>	Choice	Number	Percentage	Strongly Agree	13	81.25%	Agree	3	18.75%	Uncertain	0	0%	Disagree	0	0%	Strongly Disagree	0	0%	 <p>● Stron... ● Agree</p>
Choice	Number	Percentage																			
Strongly Agree	13	81.25%																			
Agree	3	18.75%																			
Uncertain	0	0%																			
Disagree	0	0%																			
Strongly Disagree	0	0%																			
12	The provision of learning resources in the library was adequate and appropriate	<table border="1"> <thead> <tr> <th>Choice</th> <th>Number</th> <th>Percentage</th> </tr> </thead> <tbody> <tr> <td>Strongly Agree</td> <td>13</td> <td>81.25%</td> </tr> <tr> <td>Agree</td> <td>3</td> <td>18.75%</td> </tr> <tr> <td>Uncertain</td> <td>0</td> <td>0%</td> </tr> <tr> <td>Disagree</td> <td>0</td> <td>0%</td> </tr> <tr> <td>Strongly Disagree</td> <td>0</td> <td>0%</td> </tr> </tbody> </table>	Choice	Number	Percentage	Strongly Agree	13	81.25%	Agree	3	18.75%	Uncertain	0	0%	Disagree	0	0%	Strongly Disagree	0	0%	 <p>● Stron... ● Agree</p>
Choice	Number	Percentage																			
Strongly Agree	13	81.25%																			
Agree	3	18.75%																			
Uncertain	0	0%																			
Disagree	0	0%																			
Strongly Disagree	0	0%																			
13	The provision of learning resources on the Web was adequate and appropriate (if relevant)	<table border="1"> <thead> <tr> <th>Choice</th> <th>Number</th> <th>Percentage</th> </tr> </thead> <tbody> <tr> <td>Strongly Agree</td> <td>13</td> <td>81.25%</td> </tr> <tr> <td>Agree</td> <td>3</td> <td>18.75%</td> </tr> <tr> <td>Uncertain</td> <td>0</td> <td>0%</td> </tr> <tr> <td>Disagree</td> <td>0</td> <td>0%</td> </tr> <tr> <td>Strongly Disagree</td> <td>0</td> <td>0%</td> </tr> </tbody> </table>	Choice	Number	Percentage	Strongly Agree	13	81.25%	Agree	3	18.75%	Uncertain	0	0%	Disagree	0	0%	Strongly Disagree	0	0%	 <p>● Stron... ● Agree</p>
Choice	Number	Percentage																			
Strongly Agree	13	81.25%																			
Agree	3	18.75%																			
Uncertain	0	0%																			
Disagree	0	0%																			
Strongly Disagree	0	0%																			
14	The Course stimulated my interest and thought on the subject area	<table border="1"> <thead> <tr> <th>Choice</th> <th>Number</th> <th>Percentage</th> </tr> </thead> <tbody> <tr> <td>Strongly Agree</td> <td>14</td> <td>87.5%</td> </tr> <tr> <td>Agree</td> <td>2</td> <td>12.5%</td> </tr> <tr> <td>Uncertain</td> <td>0</td> <td>0%</td> </tr> <tr> <td>Disagree</td> <td>0</td> <td>0%</td> </tr> <tr> <td>Strongly Disagree</td> <td>0</td> <td>0%</td> </tr> </tbody> </table>	Choice	Number	Percentage	Strongly Agree	14	87.5%	Agree	2	12.5%	Uncertain	0	0%	Disagree	0	0%	Strongly Disagree	0	0%	 <p>● Stron... ● Agree</p>
Choice	Number	Percentage																			
Strongly Agree	14	87.5%																			
Agree	2	12.5%																			
Uncertain	0	0%																			
Disagree	0	0%																			
Strongly Disagree	0	0%																			

15	The pace of the Course was appropriate	<table border="1"> <thead> <tr> <th>Choice</th> <th>Number</th> <th>Percentage</th> </tr> </thead> <tbody> <tr> <td>Strongly Agree</td> <td>14</td> <td>87.5%</td> </tr> <tr> <td>Agree</td> <td>2</td> <td>12.5%</td> </tr> <tr> <td>Uncertain</td> <td>0</td> <td>0%</td> </tr> <tr> <td>Disagree</td> <td>0</td> <td>0%</td> </tr> <tr> <td>Strongly Disagree</td> <td>0</td> <td>0%</td> </tr> </tbody> </table>	Choice	Number	Percentage	Strongly Agree	14	87.5%	Agree	2	12.5%	Uncertain	0	0%	Disagree	0	0%	Strongly Disagree	0	0%	 <p>87.5%</p> <ul style="list-style-type: none"> ● Stron... ● Agree
Choice	Number	Percentage																			
Strongly Agree	14	87.5%																			
Agree	2	12.5%																			
Uncertain	0	0%																			
Disagree	0	0%																			
Strongly Disagree	0	0%																			
16	Ideas and concepts were presented clearly	<table border="1"> <thead> <tr> <th>Choice</th> <th>Number</th> <th>Percentage</th> </tr> </thead> <tbody> <tr> <td>Strongly Agree</td> <td>14</td> <td>87.5%</td> </tr> <tr> <td>Agree</td> <td>2</td> <td>12.5%</td> </tr> <tr> <td>Uncertain</td> <td>0</td> <td>0%</td> </tr> <tr> <td>Disagree</td> <td>0</td> <td>0%</td> </tr> <tr> <td>Strongly Disagree</td> <td>0</td> <td>0%</td> </tr> </tbody> </table>	Choice	Number	Percentage	Strongly Agree	14	87.5%	Agree	2	12.5%	Uncertain	0	0%	Disagree	0	0%	Strongly Disagree	0	0%	 <p>87.5%</p> <ul style="list-style-type: none"> ● Stron... ● Agree
Choice	Number	Percentage																			
Strongly Agree	14	87.5%																			
Agree	2	12.5%																			
Uncertain	0	0%																			
Disagree	0	0%																			
Strongly Disagree	0	0%																			
17	The method of assessment were reasonable	<table border="1"> <thead> <tr> <th>Choice</th> <th>Number</th> <th>Percentage</th> </tr> </thead> <tbody> <tr> <td>Strongly Agree</td> <td>13</td> <td>81.25%</td> </tr> <tr> <td>Agree</td> <td>3</td> <td>18.75%</td> </tr> <tr> <td>Uncertain</td> <td>0</td> <td>0%</td> </tr> <tr> <td>Disagree</td> <td>0</td> <td>0%</td> </tr> <tr> <td>Strongly Disagree</td> <td>0</td> <td>0%</td> </tr> </tbody> </table>	Choice	Number	Percentage	Strongly Agree	13	81.25%	Agree	3	18.75%	Uncertain	0	0%	Disagree	0	0%	Strongly Disagree	0	0%	 <p>81.3%</p> <ul style="list-style-type: none"> ● Stron... ● Agree
Choice	Number	Percentage																			
Strongly Agree	13	81.25%																			
Agree	3	18.75%																			
Uncertain	0	0%																			
Disagree	0	0%																			
Strongly Disagree	0	0%																			
18	Feedback on assessment was timely	<table border="1"> <thead> <tr> <th>Choice</th> <th>Number</th> <th>Percentage</th> </tr> </thead> <tbody> <tr> <td>Strongly Agree</td> <td>13</td> <td>81.25%</td> </tr> <tr> <td>Agree</td> <td>3</td> <td>18.75%</td> </tr> <tr> <td>Uncertain</td> <td>0</td> <td>0%</td> </tr> <tr> <td>Disagree</td> <td>0</td> <td>0%</td> </tr> <tr> <td>Strongly Disagree</td> <td>0</td> <td>0%</td> </tr> </tbody> </table>	Choice	Number	Percentage	Strongly Agree	13	81.25%	Agree	3	18.75%	Uncertain	0	0%	Disagree	0	0%	Strongly Disagree	0	0%	 <p>81.3%</p> <ul style="list-style-type: none"> ● Stron... ● Agree
Choice	Number	Percentage																			
Strongly Agree	13	81.25%																			
Agree	3	18.75%																			
Uncertain	0	0%																			
Disagree	0	0%																			
Strongly Disagree	0	0%																			
19	Feedback on assessment was helpful	<table border="1"> <thead> <tr> <th>Choice</th> <th>Number</th> <th>Percentage</th> </tr> </thead> <tbody> <tr> <td>Strongly Agree</td> <td>13</td> <td>81.25%</td> </tr> <tr> <td>Agree</td> <td>3</td> <td>18.75%</td> </tr> <tr> <td>Uncertain</td> <td>0</td> <td>0%</td> </tr> <tr> <td>Disagree</td> <td>0</td> <td>0%</td> </tr> <tr> <td>Strongly Disagree</td> <td>0</td> <td>0%</td> </tr> </tbody> </table>	Choice	Number	Percentage	Strongly Agree	13	81.25%	Agree	3	18.75%	Uncertain	0	0%	Disagree	0	0%	Strongly Disagree	0	0%	 <p>81.3%</p> <ul style="list-style-type: none"> ● Stron... ● Agree
Choice	Number	Percentage																			
Strongly Agree	13	81.25%																			
Agree	3	18.75%																			
Uncertain	0	0%																			
Disagree	0	0%																			
Strongly Disagree	0	0%																			

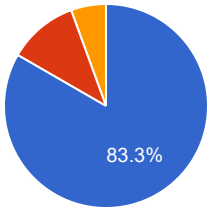
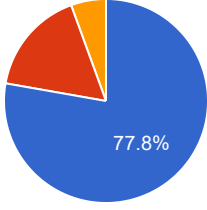
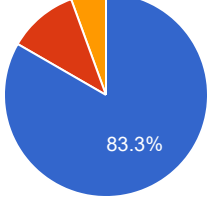
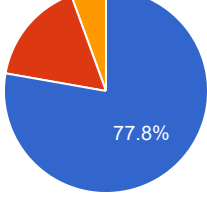
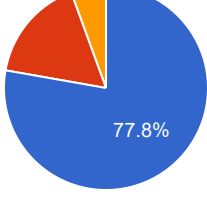
20	I understood the lectures	<table border="1"> <thead> <tr> <th>Choice</th> <th>Number</th> <th>Percentage</th> </tr> </thead> <tbody> <tr> <td>Strongly Agree</td> <td>13</td> <td>81.25%</td> </tr> <tr> <td>Agree</td> <td>3</td> <td>18.75%</td> </tr> <tr> <td>Uncertain</td> <td>0</td> <td>0%</td> </tr> <tr> <td>Disagree</td> <td>0</td> <td>0%</td> </tr> <tr> <td>Strongly Disagree</td> <td>0</td> <td>0%</td> </tr> </tbody> </table>	Choice	Number	Percentage	Strongly Agree	13	81.25%	Agree	3	18.75%	Uncertain	0	0%	Disagree	0	0%	Strongly Disagree	0	0%	 <p>81.3%</p> <ul style="list-style-type: none"> ● Stron... ● Agree
Choice	Number	Percentage																			
Strongly Agree	13	81.25%																			
Agree	3	18.75%																			
Uncertain	0	0%																			
Disagree	0	0%																			
Strongly Disagree	0	0%																			
21	The material was well organized and presented	<table border="1"> <thead> <tr> <th>Choice</th> <th>Number</th> <th>Percentage</th> </tr> </thead> <tbody> <tr> <td>Strongly Agree</td> <td>13</td> <td>81.25%</td> </tr> <tr> <td>Agree</td> <td>3</td> <td>18.75%</td> </tr> <tr> <td>Uncertain</td> <td>0</td> <td>0%</td> </tr> <tr> <td>Disagree</td> <td>0</td> <td>0%</td> </tr> <tr> <td>Strongly Disagree</td> <td>0</td> <td>0%</td> </tr> </tbody> </table>	Choice	Number	Percentage	Strongly Agree	13	81.25%	Agree	3	18.75%	Uncertain	0	0%	Disagree	0	0%	Strongly Disagree	0	0%	 <p>81.3%</p> <ul style="list-style-type: none"> ● Stron... ● Agree
Choice	Number	Percentage																			
Strongly Agree	13	81.25%																			
Agree	3	18.75%																			
Uncertain	0	0%																			
Disagree	0	0%																			
Strongly Disagree	0	0%																			
22	The instructor was responsive to student needs and problems	<table border="1"> <thead> <tr> <th>Choice</th> <th>Number</th> <th>Percentage</th> </tr> </thead> <tbody> <tr> <td>Strongly Agree</td> <td>13</td> <td>81.25%</td> </tr> <tr> <td>Agree</td> <td>3</td> <td>18.75%</td> </tr> <tr> <td>Uncertain</td> <td>0</td> <td>0%</td> </tr> <tr> <td>Disagree</td> <td>0</td> <td>0%</td> </tr> <tr> <td>Strongly Disagree</td> <td>0</td> <td>0%</td> </tr> </tbody> </table>	Choice	Number	Percentage	Strongly Agree	13	81.25%	Agree	3	18.75%	Uncertain	0	0%	Disagree	0	0%	Strongly Disagree	0	0%	 <p>81.3%</p> <ul style="list-style-type: none"> ● Stron... ● Agree
Choice	Number	Percentage																			
Strongly Agree	13	81.25%																			
Agree	3	18.75%																			
Uncertain	0	0%																			
Disagree	0	0%																			
Strongly Disagree	0	0%																			
23	Had the instructor been regular throughout the course	<table border="1"> <thead> <tr> <th>Choice</th> <th>Number</th> <th>Percentage</th> </tr> </thead> <tbody> <tr> <td>Strongly Agree</td> <td>13</td> <td>81.25%</td> </tr> <tr> <td>Agree</td> <td>3</td> <td>18.75%</td> </tr> <tr> <td>Uncertain</td> <td>0</td> <td>0%</td> </tr> <tr> <td>Disagree</td> <td>0</td> <td>0%</td> </tr> <tr> <td>Strongly Disagree</td> <td>0</td> <td>0%</td> </tr> </tbody> </table>	Choice	Number	Percentage	Strongly Agree	13	81.25%	Agree	3	18.75%	Uncertain	0	0%	Disagree	0	0%	Strongly Disagree	0	0%	 <p>81.3%</p> <ul style="list-style-type: none"> ● Stron... ● Agree
Choice	Number	Percentage																			
Strongly Agree	13	81.25%																			
Agree	3	18.75%																			
Uncertain	0	0%																			
Disagree	0	0%																			
Strongly Disagree	0	0%																			
24	The material in the tutorials was useful	<table border="1"> <thead> <tr> <th>Choice</th> <th>Number</th> <th>Percentage</th> </tr> </thead> <tbody> <tr> <td>Strongly Agree</td> <td>13</td> <td>81.25%</td> </tr> <tr> <td>Agree</td> <td>3</td> <td>18.75%</td> </tr> <tr> <td>Uncertain</td> <td>0</td> <td>0%</td> </tr> <tr> <td>Disagree</td> <td>0</td> <td>0%</td> </tr> <tr> <td>Strongly Disagree</td> <td>0</td> <td>0%</td> </tr> </tbody> </table>	Choice	Number	Percentage	Strongly Agree	13	81.25%	Agree	3	18.75%	Uncertain	0	0%	Disagree	0	0%	Strongly Disagree	0	0%	 <p>81.3%</p> <ul style="list-style-type: none"> ● Stron... ● Agree
Choice	Number	Percentage																			
Strongly Agree	13	81.25%																			
Agree	3	18.75%																			
Uncertain	0	0%																			
Disagree	0	0%																			
Strongly Disagree	0	0%																			

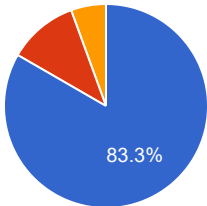
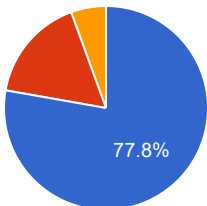
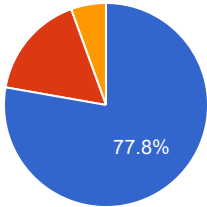
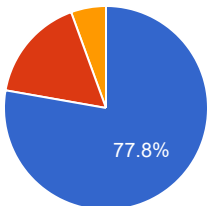
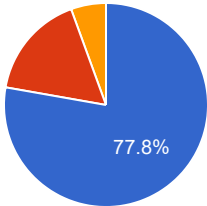
25	I was happy with the amount of work needed for tutorials	<table border="1"> <thead> <tr> <th>Choice</th> <th>Number</th> <th>Percentage</th> </tr> </thead> <tbody> <tr> <td>Strongly Agree</td> <td>13</td> <td>81.25%</td> </tr> <tr> <td>Agree</td> <td>3</td> <td>18.75%</td> </tr> <tr> <td>Uncertain</td> <td>0</td> <td>0%</td> </tr> <tr> <td>Disagree</td> <td>0</td> <td>0%</td> </tr> <tr> <td>Strongly Disagree</td> <td>0</td> <td>0%</td> </tr> </tbody> </table>	Choice	Number	Percentage	Strongly Agree	13	81.25%	Agree	3	18.75%	Uncertain	0	0%	Disagree	0	0%	Strongly Disagree	0	0%	 <p>81.3%</p> <ul style="list-style-type: none"> ● Stron... ● Agree
Choice	Number	Percentage																			
Strongly Agree	13	81.25%																			
Agree	3	18.75%																			
Uncertain	0	0%																			
Disagree	0	0%																			
Strongly Disagree	0	0%																			
26	The tutor dealt effectively with my problems	<table border="1"> <thead> <tr> <th>Choice</th> <th>Number</th> <th>Percentage</th> </tr> </thead> <tbody> <tr> <td>Strongly Agree</td> <td>13</td> <td>81.25%</td> </tr> <tr> <td>Agree</td> <td>3</td> <td>18.75%</td> </tr> <tr> <td>Uncertain</td> <td>0</td> <td>0%</td> </tr> <tr> <td>Disagree</td> <td>0</td> <td>0%</td> </tr> <tr> <td>Strongly Disagree</td> <td>0</td> <td>0%</td> </tr> </tbody> </table>	Choice	Number	Percentage	Strongly Agree	13	81.25%	Agree	3	18.75%	Uncertain	0	0%	Disagree	0	0%	Strongly Disagree	0	0%	 <p>81.3%</p> <ul style="list-style-type: none"> ● Stron... ● Agree
Choice	Number	Percentage																			
Strongly Agree	13	81.25%																			
Agree	3	18.75%																			
Uncertain	0	0%																			
Disagree	0	0%																			
Strongly Disagree	0	0%																			
27	The material in the practicals was useful	<table border="1"> <thead> <tr> <th>Choice</th> <th>Number</th> <th>Percentage</th> </tr> </thead> <tbody> <tr> <td>Strongly Agree</td> <td>13</td> <td>81.25%</td> </tr> <tr> <td>Agree</td> <td>3</td> <td>18.75%</td> </tr> <tr> <td>Uncertain</td> <td>0</td> <td>0%</td> </tr> <tr> <td>Disagree</td> <td>0</td> <td>0%</td> </tr> <tr> <td>Strongly Disagree</td> <td>0</td> <td>0%</td> </tr> </tbody> </table>	Choice	Number	Percentage	Strongly Agree	13	81.25%	Agree	3	18.75%	Uncertain	0	0%	Disagree	0	0%	Strongly Disagree	0	0%	 <p>81.3%</p> <ul style="list-style-type: none"> ● Stron... ● Agree
Choice	Number	Percentage																			
Strongly Agree	13	81.25%																			
Agree	3	18.75%																			
Uncertain	0	0%																			
Disagree	0	0%																			
Strongly Disagree	0	0%																			
28	The demonstrators dealt effectively with my problems	<table border="1"> <thead> <tr> <th>Choice</th> <th>Number</th> <th>Percentage</th> </tr> </thead> <tbody> <tr> <td>Strongly Agree</td> <td>13</td> <td>81.25%</td> </tr> <tr> <td>Agree</td> <td>3</td> <td>18.75%</td> </tr> <tr> <td>Uncertain</td> <td>0</td> <td>0%</td> </tr> <tr> <td>Disagree</td> <td>0</td> <td>0%</td> </tr> <tr> <td>Strongly Disagree</td> <td>0</td> <td>0%</td> </tr> </tbody> </table>	Choice	Number	Percentage	Strongly Agree	13	81.25%	Agree	3	18.75%	Uncertain	0	0%	Disagree	0	0%	Strongly Disagree	0	0%	 <p>81.3%</p> <ul style="list-style-type: none"> ● Stron... ● Agree
Choice	Number	Percentage																			
Strongly Agree	13	81.25%																			
Agree	3	18.75%																			
Uncertain	0	0%																			
Disagree	0	0%																			
Strongly Disagree	0	0%																			
29	The best features of the Course were	<p>good good good</p> <p>A1 Satisfied ww Good Good good hijkl</p> <p>H hg</p>																			

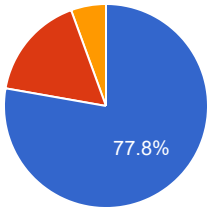
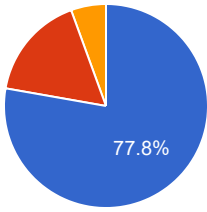
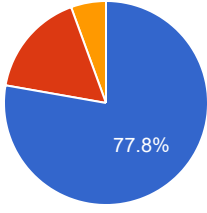
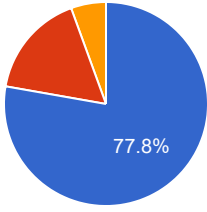
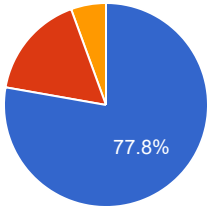
30	The Course could have been improved by	<p>good good good</p> <p>A1 Satisfied ww Good Good good hjli</p> <p>T xf,m.</p>
31	<p>The University does not tolerate discrimination on any irrelevant distinction (e.g. race, age, gender) and is committed to work with diversity in a wholly positive way. Please indicate below anything in relation to this Course which may run counter to this objective</p>	<p>good good good</p> <p>A1</p> <p>Good good hli</p> <p>T</p>

Course Evaluation - Program: 0254

Teacher Name: ADIL RAFIQ		Course ID: CT-408 Course Title: Industrial Training - I		Session: 2018 Fall																			
Shift: After noon -- Section:		Total Strength: 22		Attempted: 18																			
S.No	Question	Opinions			Chart																		
1	The course objectives were clear	<table border="1"> <thead> <tr> <th>Choice</th> <th>Number</th> <th>Percentage</th> </tr> </thead> <tbody> <tr> <td>Strongly Agree</td> <td>15</td> <td>83.33%</td> </tr> <tr> <td>Agree</td> <td>2</td> <td>11.11%</td> </tr> <tr> <td>Uncertain</td> <td>1</td> <td>5.56%</td> </tr> <tr> <td>Disagree</td> <td>0</td> <td>0%</td> </tr> <tr> <td>Strongly Disagree</td> <td>0</td> <td>0%</td> </tr> </tbody> </table>	Choice	Number	Percentage	Strongly Agree	15	83.33%	Agree	2	11.11%	Uncertain	1	5.56%	Disagree	0	0%	Strongly Disagree	0	0%	<p>83.3%</p>		
Choice	Number	Percentage																					
Strongly Agree	15	83.33%																					
Agree	2	11.11%																					
Uncertain	1	5.56%																					
Disagree	0	0%																					
Strongly Disagree	0	0%																					
2	The Course workload was manageable	<table border="1"> <thead> <tr> <th>Choice</th> <th>Number</th> <th>Percentage</th> </tr> </thead> <tbody> <tr> <td>Strongly Agree</td> <td>15</td> <td>83.33%</td> </tr> <tr> <td>Agree</td> <td>2</td> <td>11.11%</td> </tr> <tr> <td>Uncertain</td> <td>1</td> <td>5.56%</td> </tr> <tr> <td>Disagree</td> <td>0</td> <td>0%</td> </tr> <tr> <td>Strongly Disagree</td> <td>0</td> <td>0%</td> </tr> </tbody> </table>	Choice	Number	Percentage	Strongly Agree	15	83.33%	Agree	2	11.11%	Uncertain	1	5.56%	Disagree	0	0%	Strongly Disagree	0	0%	<p>83.3%</p>		
Choice	Number	Percentage																					
Strongly Agree	15	83.33%																					
Agree	2	11.11%																					
Uncertain	1	5.56%																					
Disagree	0	0%																					
Strongly Disagree	0	0%																					
3	The Course was well organized (e.g. timely access to materials, notification of changes, etc.)	<table border="1"> <thead> <tr> <th>Choice</th> <th>Number</th> <th>Percentage</th> </tr> </thead> <tbody> <tr> <td>Strongly Agree</td> <td>14</td> <td>77.78%</td> </tr> <tr> <td>Agree</td> <td>3</td> <td>16.67%</td> </tr> <tr> <td>Uncertain</td> <td>1</td> <td>5.56%</td> </tr> <tr> <td>Disagree</td> <td>0</td> <td>0%</td> </tr> <tr> <td>Strongly Disagree</td> <td>0</td> <td>0%</td> </tr> </tbody> </table>	Choice	Number	Percentage	Strongly Agree	14	77.78%	Agree	3	16.67%	Uncertain	1	5.56%	Disagree	0	0%	Strongly Disagree	0	0%	<p>77.8%</p>		
Choice	Number	Percentage																					
Strongly Agree	14	77.78%																					
Agree	3	16.67%																					
Uncertain	1	5.56%																					
Disagree	0	0%																					
Strongly Disagree	0	0%																					
4	I participated actively in the Course	<table border="1"> <thead> <tr> <th>Choice</th> <th>Number</th> <th>Percentage</th> </tr> </thead> <tbody> <tr> <td>Strongly Agree</td> <td>15</td> <td>83.33%</td> </tr> <tr> <td>Agree</td> <td>2</td> <td>11.11%</td> </tr> <tr> <td>Uncertain</td> <td>1</td> <td>5.56%</td> </tr> <tr> <td>Disagree</td> <td>0</td> <td>0%</td> </tr> <tr> <td>Strongly Disagree</td> <td>0</td> <td>0%</td> </tr> </tbody> </table>	Choice	Number	Percentage	Strongly Agree	15	83.33%	Agree	2	11.11%	Uncertain	1	5.56%	Disagree	0	0%	Strongly Disagree	0	0%	<p>83.3%</p>		
Choice	Number	Percentage																					
Strongly Agree	15	83.33%																					
Agree	2	11.11%																					
Uncertain	1	5.56%																					
Disagree	0	0%																					
Strongly Disagree	0	0%																					

5	I think I have made progress in this Course	<table border="1"> <thead> <tr> <th>Choice</th> <th>Number</th> <th>Percentage</th> </tr> </thead> <tbody> <tr> <td>Strongly Agree</td> <td>15</td> <td>83.33%</td> </tr> <tr> <td>Agree</td> <td>2</td> <td>11.11%</td> </tr> <tr> <td>Uncertain</td> <td>1</td> <td>5.56%</td> </tr> <tr> <td>Disagree</td> <td>0</td> <td>0%</td> </tr> <tr> <td>Strongly Disagree</td> <td>0</td> <td>0%</td> </tr> </tbody> </table>	Choice	Number	Percentage	Strongly Agree	15	83.33%	Agree	2	11.11%	Uncertain	1	5.56%	Disagree	0	0%	Strongly Disagree	0	0%	 <p>83.3%</p> <ul style="list-style-type: none"> ● Stron... ● Agree ● Unce...
Choice	Number	Percentage																			
Strongly Agree	15	83.33%																			
Agree	2	11.11%																			
Uncertain	1	5.56%																			
Disagree	0	0%																			
Strongly Disagree	0	0%																			
6	I think the Course was well structured to achieve the learning outcomes (there was a good balance of lectures, tutorials, practical etc.)	<table border="1"> <thead> <tr> <th>Choice</th> <th>Number</th> <th>Percentage</th> </tr> </thead> <tbody> <tr> <td>Strongly Agree</td> <td>14</td> <td>77.78%</td> </tr> <tr> <td>Agree</td> <td>3</td> <td>16.67%</td> </tr> <tr> <td>Uncertain</td> <td>1</td> <td>5.56%</td> </tr> <tr> <td>Disagree</td> <td>0</td> <td>0%</td> </tr> <tr> <td>Strongly Disagree</td> <td>0</td> <td>0%</td> </tr> </tbody> </table>	Choice	Number	Percentage	Strongly Agree	14	77.78%	Agree	3	16.67%	Uncertain	1	5.56%	Disagree	0	0%	Strongly Disagree	0	0%	 <p>77.8%</p> <ul style="list-style-type: none"> ● Stron... ● Agree ● Unce...
Choice	Number	Percentage																			
Strongly Agree	14	77.78%																			
Agree	3	16.67%																			
Uncertain	1	5.56%																			
Disagree	0	0%																			
Strongly Disagree	0	0%																			
7	The learning and teaching methods encouraged participation	<table border="1"> <thead> <tr> <th>Choice</th> <th>Number</th> <th>Percentage</th> </tr> </thead> <tbody> <tr> <td>Strongly Agree</td> <td>15</td> <td>83.33%</td> </tr> <tr> <td>Agree</td> <td>2</td> <td>11.11%</td> </tr> <tr> <td>Uncertain</td> <td>1</td> <td>5.56%</td> </tr> <tr> <td>Disagree</td> <td>0</td> <td>0%</td> </tr> <tr> <td>Strongly Disagree</td> <td>0</td> <td>0%</td> </tr> </tbody> </table>	Choice	Number	Percentage	Strongly Agree	15	83.33%	Agree	2	11.11%	Uncertain	1	5.56%	Disagree	0	0%	Strongly Disagree	0	0%	 <p>83.3%</p> <ul style="list-style-type: none"> ● Stron... ● Agree ● Unce...
Choice	Number	Percentage																			
Strongly Agree	15	83.33%																			
Agree	2	11.11%																			
Uncertain	1	5.56%																			
Disagree	0	0%																			
Strongly Disagree	0	0%																			
8	The overall environment in the class was conducive to learning	<table border="1"> <thead> <tr> <th>Choice</th> <th>Number</th> <th>Percentage</th> </tr> </thead> <tbody> <tr> <td>Strongly Agree</td> <td>14</td> <td>77.78%</td> </tr> <tr> <td>Agree</td> <td>3</td> <td>16.67%</td> </tr> <tr> <td>Uncertain</td> <td>1</td> <td>5.56%</td> </tr> <tr> <td>Disagree</td> <td>0</td> <td>0%</td> </tr> <tr> <td>Strongly Disagree</td> <td>0</td> <td>0%</td> </tr> </tbody> </table>	Choice	Number	Percentage	Strongly Agree	14	77.78%	Agree	3	16.67%	Uncertain	1	5.56%	Disagree	0	0%	Strongly Disagree	0	0%	 <p>77.8%</p> <ul style="list-style-type: none"> ● Stron... ● Agree ● Unce...
Choice	Number	Percentage																			
Strongly Agree	14	77.78%																			
Agree	3	16.67%																			
Uncertain	1	5.56%																			
Disagree	0	0%																			
Strongly Disagree	0	0%																			
9	Classrooms were satisfactory	<table border="1"> <thead> <tr> <th>Choice</th> <th>Number</th> <th>Percentage</th> </tr> </thead> <tbody> <tr> <td>Strongly Agree</td> <td>14</td> <td>77.78%</td> </tr> <tr> <td>Agree</td> <td>3</td> <td>16.67%</td> </tr> <tr> <td>Uncertain</td> <td>1</td> <td>5.56%</td> </tr> <tr> <td>Disagree</td> <td>0</td> <td>0%</td> </tr> <tr> <td>Strongly Disagree</td> <td>0</td> <td>0%</td> </tr> </tbody> </table>	Choice	Number	Percentage	Strongly Agree	14	77.78%	Agree	3	16.67%	Uncertain	1	5.56%	Disagree	0	0%	Strongly Disagree	0	0%	 <p>77.8%</p> <ul style="list-style-type: none"> ● Stron... ● Agree ● Unce...
Choice	Number	Percentage																			
Strongly Agree	14	77.78%																			
Agree	3	16.67%																			
Uncertain	1	5.56%																			
Disagree	0	0%																			
Strongly Disagree	0	0%																			

10	Learning materials (Lesson Plans, Course Notes etc.) were relevant and useful	<table border="1"> <thead> <tr> <th>Choice</th> <th>Number</th> <th>Percentage</th> </tr> </thead> <tbody> <tr> <td>Strongly Agree</td> <td>15</td> <td>83.33%</td> </tr> <tr> <td>Agree</td> <td>2</td> <td>11.11%</td> </tr> <tr> <td>Uncertain</td> <td>1</td> <td>5.56%</td> </tr> <tr> <td>Disagree</td> <td>0</td> <td>0%</td> </tr> <tr> <td>Strongly Disagree</td> <td>0</td> <td>0%</td> </tr> </tbody> </table>	Choice	Number	Percentage	Strongly Agree	15	83.33%	Agree	2	11.11%	Uncertain	1	5.56%	Disagree	0	0%	Strongly Disagree	0	0%	 <p>83.3%</p> <ul style="list-style-type: none"> ● Stron... ● Agree ● Unce...
Choice	Number	Percentage																			
Strongly Agree	15	83.33%																			
Agree	2	11.11%																			
Uncertain	1	5.56%																			
Disagree	0	0%																			
Strongly Disagree	0	0%																			
11	Recommended reading Books etc. were relevant and appropriate	<table border="1"> <thead> <tr> <th>Choice</th> <th>Number</th> <th>Percentage</th> </tr> </thead> <tbody> <tr> <td>Strongly Agree</td> <td>14</td> <td>77.78%</td> </tr> <tr> <td>Agree</td> <td>3</td> <td>16.67%</td> </tr> <tr> <td>Uncertain</td> <td>1</td> <td>5.56%</td> </tr> <tr> <td>Disagree</td> <td>0</td> <td>0%</td> </tr> <tr> <td>Strongly Disagree</td> <td>0</td> <td>0%</td> </tr> </tbody> </table>	Choice	Number	Percentage	Strongly Agree	14	77.78%	Agree	3	16.67%	Uncertain	1	5.56%	Disagree	0	0%	Strongly Disagree	0	0%	 <p>77.8%</p> <ul style="list-style-type: none"> ● Stron... ● Agree ● Unce...
Choice	Number	Percentage																			
Strongly Agree	14	77.78%																			
Agree	3	16.67%																			
Uncertain	1	5.56%																			
Disagree	0	0%																			
Strongly Disagree	0	0%																			
12	The provision of learning resources in the library was adequate and appropriate	<table border="1"> <thead> <tr> <th>Choice</th> <th>Number</th> <th>Percentage</th> </tr> </thead> <tbody> <tr> <td>Strongly Agree</td> <td>14</td> <td>77.78%</td> </tr> <tr> <td>Agree</td> <td>3</td> <td>16.67%</td> </tr> <tr> <td>Uncertain</td> <td>1</td> <td>5.56%</td> </tr> <tr> <td>Disagree</td> <td>0</td> <td>0%</td> </tr> <tr> <td>Strongly Disagree</td> <td>0</td> <td>0%</td> </tr> </tbody> </table>	Choice	Number	Percentage	Strongly Agree	14	77.78%	Agree	3	16.67%	Uncertain	1	5.56%	Disagree	0	0%	Strongly Disagree	0	0%	 <p>77.8%</p> <ul style="list-style-type: none"> ● Stron... ● Agree ● Unce...
Choice	Number	Percentage																			
Strongly Agree	14	77.78%																			
Agree	3	16.67%																			
Uncertain	1	5.56%																			
Disagree	0	0%																			
Strongly Disagree	0	0%																			
13	The provision of learning resources on the Web was adequate and appropriate (if relevant)	<table border="1"> <thead> <tr> <th>Choice</th> <th>Number</th> <th>Percentage</th> </tr> </thead> <tbody> <tr> <td>Strongly Agree</td> <td>14</td> <td>77.78%</td> </tr> <tr> <td>Agree</td> <td>3</td> <td>16.67%</td> </tr> <tr> <td>Uncertain</td> <td>1</td> <td>5.56%</td> </tr> <tr> <td>Disagree</td> <td>0</td> <td>0%</td> </tr> <tr> <td>Strongly Disagree</td> <td>0</td> <td>0%</td> </tr> </tbody> </table>	Choice	Number	Percentage	Strongly Agree	14	77.78%	Agree	3	16.67%	Uncertain	1	5.56%	Disagree	0	0%	Strongly Disagree	0	0%	 <p>77.8%</p> <ul style="list-style-type: none"> ● Stron... ● Agree ● Unce...
Choice	Number	Percentage																			
Strongly Agree	14	77.78%																			
Agree	3	16.67%																			
Uncertain	1	5.56%																			
Disagree	0	0%																			
Strongly Disagree	0	0%																			
14	The Course stimulated my interest and thought on the subject area	<table border="1"> <thead> <tr> <th>Choice</th> <th>Number</th> <th>Percentage</th> </tr> </thead> <tbody> <tr> <td>Strongly Agree</td> <td>14</td> <td>77.78%</td> </tr> <tr> <td>Agree</td> <td>3</td> <td>16.67%</td> </tr> <tr> <td>Uncertain</td> <td>1</td> <td>5.56%</td> </tr> <tr> <td>Disagree</td> <td>0</td> <td>0%</td> </tr> <tr> <td>Strongly Disagree</td> <td>0</td> <td>0%</td> </tr> </tbody> </table>	Choice	Number	Percentage	Strongly Agree	14	77.78%	Agree	3	16.67%	Uncertain	1	5.56%	Disagree	0	0%	Strongly Disagree	0	0%	 <p>77.8%</p> <ul style="list-style-type: none"> ● Stron... ● Agree ● Unce...
Choice	Number	Percentage																			
Strongly Agree	14	77.78%																			
Agree	3	16.67%																			
Uncertain	1	5.56%																			
Disagree	0	0%																			
Strongly Disagree	0	0%																			

15	The pace of the Course was appropriate	<table border="1"> <thead> <tr> <th>Choice</th> <th>Number</th> <th>Percentage</th> </tr> </thead> <tbody> <tr> <td>Strongly Agree</td> <td>14</td> <td>77.78%</td> </tr> <tr> <td>Agree</td> <td>3</td> <td>16.67%</td> </tr> <tr> <td>Uncertain</td> <td>1</td> <td>5.56%</td> </tr> <tr> <td>Disagree</td> <td>0</td> <td>0%</td> </tr> <tr> <td>Strongly Disagree</td> <td>0</td> <td>0%</td> </tr> </tbody> </table>	Choice	Number	Percentage	Strongly Agree	14	77.78%	Agree	3	16.67%	Uncertain	1	5.56%	Disagree	0	0%	Strongly Disagree	0	0%	 <p>77.8%</p> <ul style="list-style-type: none"> ● Stron... ● Agree ● Unce...
Choice	Number	Percentage																			
Strongly Agree	14	77.78%																			
Agree	3	16.67%																			
Uncertain	1	5.56%																			
Disagree	0	0%																			
Strongly Disagree	0	0%																			
16	Ideas and concepts were presented clearly	<table border="1"> <thead> <tr> <th>Choice</th> <th>Number</th> <th>Percentage</th> </tr> </thead> <tbody> <tr> <td>Strongly Agree</td> <td>14</td> <td>77.78%</td> </tr> <tr> <td>Agree</td> <td>3</td> <td>16.67%</td> </tr> <tr> <td>Uncertain</td> <td>1</td> <td>5.56%</td> </tr> <tr> <td>Disagree</td> <td>0</td> <td>0%</td> </tr> <tr> <td>Strongly Disagree</td> <td>0</td> <td>0%</td> </tr> </tbody> </table>	Choice	Number	Percentage	Strongly Agree	14	77.78%	Agree	3	16.67%	Uncertain	1	5.56%	Disagree	0	0%	Strongly Disagree	0	0%	 <p>77.8%</p> <ul style="list-style-type: none"> ● Stron... ● Agree ● Unce...
Choice	Number	Percentage																			
Strongly Agree	14	77.78%																			
Agree	3	16.67%																			
Uncertain	1	5.56%																			
Disagree	0	0%																			
Strongly Disagree	0	0%																			
17	The method of assessment were reasonable	<table border="1"> <thead> <tr> <th>Choice</th> <th>Number</th> <th>Percentage</th> </tr> </thead> <tbody> <tr> <td>Strongly Agree</td> <td>14</td> <td>77.78%</td> </tr> <tr> <td>Agree</td> <td>3</td> <td>16.67%</td> </tr> <tr> <td>Uncertain</td> <td>1</td> <td>5.56%</td> </tr> <tr> <td>Disagree</td> <td>0</td> <td>0%</td> </tr> <tr> <td>Strongly Disagree</td> <td>0</td> <td>0%</td> </tr> </tbody> </table>	Choice	Number	Percentage	Strongly Agree	14	77.78%	Agree	3	16.67%	Uncertain	1	5.56%	Disagree	0	0%	Strongly Disagree	0	0%	 <p>77.8%</p> <ul style="list-style-type: none"> ● Stron... ● Agree ● Unce...
Choice	Number	Percentage																			
Strongly Agree	14	77.78%																			
Agree	3	16.67%																			
Uncertain	1	5.56%																			
Disagree	0	0%																			
Strongly Disagree	0	0%																			
18	Feedback on assessment was timely	<table border="1"> <thead> <tr> <th>Choice</th> <th>Number</th> <th>Percentage</th> </tr> </thead> <tbody> <tr> <td>Strongly Agree</td> <td>14</td> <td>77.78%</td> </tr> <tr> <td>Agree</td> <td>3</td> <td>16.67%</td> </tr> <tr> <td>Uncertain</td> <td>1</td> <td>5.56%</td> </tr> <tr> <td>Disagree</td> <td>0</td> <td>0%</td> </tr> <tr> <td>Strongly Disagree</td> <td>0</td> <td>0%</td> </tr> </tbody> </table>	Choice	Number	Percentage	Strongly Agree	14	77.78%	Agree	3	16.67%	Uncertain	1	5.56%	Disagree	0	0%	Strongly Disagree	0	0%	 <p>77.8%</p> <ul style="list-style-type: none"> ● Stron... ● Agree ● Unce...
Choice	Number	Percentage																			
Strongly Agree	14	77.78%																			
Agree	3	16.67%																			
Uncertain	1	5.56%																			
Disagree	0	0%																			
Strongly Disagree	0	0%																			
19	Feedback on assessment was helpful	<table border="1"> <thead> <tr> <th>Choice</th> <th>Number</th> <th>Percentage</th> </tr> </thead> <tbody> <tr> <td>Strongly Agree</td> <td>14</td> <td>77.78%</td> </tr> <tr> <td>Agree</td> <td>3</td> <td>16.67%</td> </tr> <tr> <td>Uncertain</td> <td>1</td> <td>5.56%</td> </tr> <tr> <td>Disagree</td> <td>0</td> <td>0%</td> </tr> <tr> <td>Strongly Disagree</td> <td>0</td> <td>0%</td> </tr> </tbody> </table>	Choice	Number	Percentage	Strongly Agree	14	77.78%	Agree	3	16.67%	Uncertain	1	5.56%	Disagree	0	0%	Strongly Disagree	0	0%	 <p>77.8%</p> <ul style="list-style-type: none"> ● Stron... ● Agree ● Unce...
Choice	Number	Percentage																			
Strongly Agree	14	77.78%																			
Agree	3	16.67%																			
Uncertain	1	5.56%																			
Disagree	0	0%																			
Strongly Disagree	0	0%																			

20	I understood the lectures	<table border="1"> <thead> <tr> <th>Choice</th> <th>Number</th> <th>Percentage</th> </tr> </thead> <tbody> <tr> <td>Strongly Agree</td> <td>14</td> <td>77.78%</td> </tr> <tr> <td>Agree</td> <td>3</td> <td>16.67%</td> </tr> <tr> <td>Uncertain</td> <td>1</td> <td>5.56%</td> </tr> <tr> <td>Disagree</td> <td>0</td> <td>0%</td> </tr> <tr> <td>Strongly Disagree</td> <td>0</td> <td>0%</td> </tr> </tbody> </table>	Choice	Number	Percentage	Strongly Agree	14	77.78%	Agree	3	16.67%	Uncertain	1	5.56%	Disagree	0	0%	Strongly Disagree	0	0%	
Choice	Number	Percentage																			
Strongly Agree	14	77.78%																			
Agree	3	16.67%																			
Uncertain	1	5.56%																			
Disagree	0	0%																			
Strongly Disagree	0	0%																			
21	The material was well organized and presented	<table border="1"> <thead> <tr> <th>Choice</th> <th>Number</th> <th>Percentage</th> </tr> </thead> <tbody> <tr> <td>Strongly Agree</td> <td>14</td> <td>77.78%</td> </tr> <tr> <td>Agree</td> <td>3</td> <td>16.67%</td> </tr> <tr> <td>Uncertain</td> <td>1</td> <td>5.56%</td> </tr> <tr> <td>Disagree</td> <td>0</td> <td>0%</td> </tr> <tr> <td>Strongly Disagree</td> <td>0</td> <td>0%</td> </tr> </tbody> </table>	Choice	Number	Percentage	Strongly Agree	14	77.78%	Agree	3	16.67%	Uncertain	1	5.56%	Disagree	0	0%	Strongly Disagree	0	0%	
Choice	Number	Percentage																			
Strongly Agree	14	77.78%																			
Agree	3	16.67%																			
Uncertain	1	5.56%																			
Disagree	0	0%																			
Strongly Disagree	0	0%																			
22	The instructor was responsive to student needs and problems	<table border="1"> <thead> <tr> <th>Choice</th> <th>Number</th> <th>Percentage</th> </tr> </thead> <tbody> <tr> <td>Strongly Agree</td> <td>14</td> <td>77.78%</td> </tr> <tr> <td>Agree</td> <td>3</td> <td>16.67%</td> </tr> <tr> <td>Uncertain</td> <td>1</td> <td>5.56%</td> </tr> <tr> <td>Disagree</td> <td>0</td> <td>0%</td> </tr> <tr> <td>Strongly Disagree</td> <td>0</td> <td>0%</td> </tr> </tbody> </table>	Choice	Number	Percentage	Strongly Agree	14	77.78%	Agree	3	16.67%	Uncertain	1	5.56%	Disagree	0	0%	Strongly Disagree	0	0%	
Choice	Number	Percentage																			
Strongly Agree	14	77.78%																			
Agree	3	16.67%																			
Uncertain	1	5.56%																			
Disagree	0	0%																			
Strongly Disagree	0	0%																			
23	Had the instructor been regular throughout the course	<table border="1"> <thead> <tr> <th>Choice</th> <th>Number</th> <th>Percentage</th> </tr> </thead> <tbody> <tr> <td>Strongly Agree</td> <td>14</td> <td>77.78%</td> </tr> <tr> <td>Agree</td> <td>3</td> <td>16.67%</td> </tr> <tr> <td>Uncertain</td> <td>1</td> <td>5.56%</td> </tr> <tr> <td>Disagree</td> <td>0</td> <td>0%</td> </tr> <tr> <td>Strongly Disagree</td> <td>0</td> <td>0%</td> </tr> </tbody> </table>	Choice	Number	Percentage	Strongly Agree	14	77.78%	Agree	3	16.67%	Uncertain	1	5.56%	Disagree	0	0%	Strongly Disagree	0	0%	
Choice	Number	Percentage																			
Strongly Agree	14	77.78%																			
Agree	3	16.67%																			
Uncertain	1	5.56%																			
Disagree	0	0%																			
Strongly Disagree	0	0%																			
24	The material in the tutorials was useful	<table border="1"> <thead> <tr> <th>Choice</th> <th>Number</th> <th>Percentage</th> </tr> </thead> <tbody> <tr> <td>Strongly Agree</td> <td>14</td> <td>77.78%</td> </tr> <tr> <td>Agree</td> <td>3</td> <td>16.67%</td> </tr> <tr> <td>Uncertain</td> <td>1</td> <td>5.56%</td> </tr> <tr> <td>Disagree</td> <td>0</td> <td>0%</td> </tr> <tr> <td>Strongly Disagree</td> <td>0</td> <td>0%</td> </tr> </tbody> </table>	Choice	Number	Percentage	Strongly Agree	14	77.78%	Agree	3	16.67%	Uncertain	1	5.56%	Disagree	0	0%	Strongly Disagree	0	0%	
Choice	Number	Percentage																			
Strongly Agree	14	77.78%																			
Agree	3	16.67%																			
Uncertain	1	5.56%																			
Disagree	0	0%																			
Strongly Disagree	0	0%																			

25	I was happy with the amount of work needed for tutorials	Choice	Number	Percentage	
		Strongly Agree	14	77.78%	
		Agree	3	16.67%	
		Uncertain	1	5.56%	
		Disagree	0	0%	
		Strongly Disagree	0	0%	

26	The tutor dealt effectively with my problems	Choice	Number	Percentage	
		Strongly Agree	14	77.78%	
		Agree	3	16.67%	
		Uncertain	1	5.56%	
		Disagree	0	0%	
		Strongly Disagree	0	0%	

27	The material in the practicals was useful	Choice	Number	Percentage	
		Strongly Agree	14	77.78%	
		Agree	3	16.67%	
		Uncertain	1	5.56%	
		Disagree	0	0%	
		Strongly Disagree	0	0%	

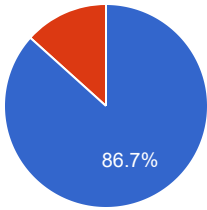
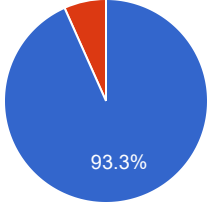
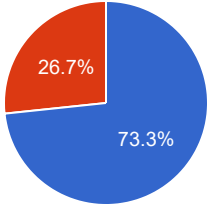
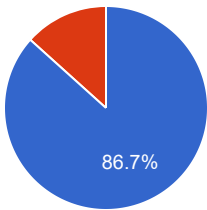
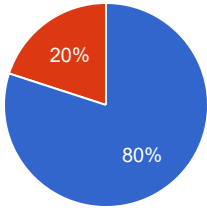
28	The demonstrators dealt effectively with my problems	Choice	Number	Percentage	
		Strongly Agree	14	77.78%	
		Agree	3	16.67%	
		Uncertain	1	5.56%	
		Disagree	0	0%	
		Strongly Disagree	0	0%	

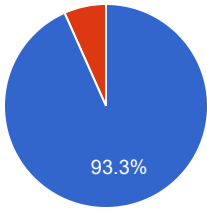
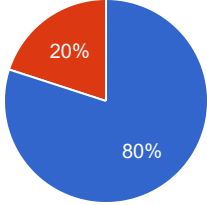
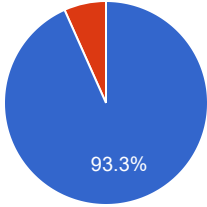
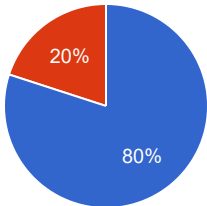
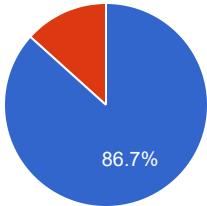
29	The best features of the Course were	good			
		good			
		good			
		Uncertain			
		Yes			
		f			
		Good			
		Good			
		good			
		g			
J mgxhmjb,km n					

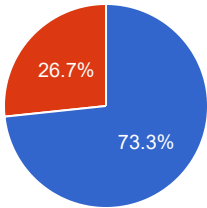
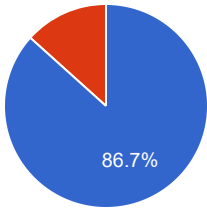
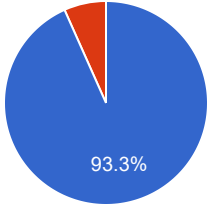
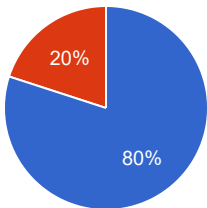
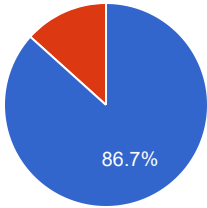
30	The Course could have been improved by	<p>good good good</p> <p>Uncertain Yes ewf</p> <p>Good Good good</p> <p>g</p> <p>Y cgxhcvj.k.bm,</p>
31	<p>The University does not tolerate discrimination on any irrelevant distinction (e.g. race, age, gender) and is committed to work with diversity in a wholly positive way. Please indicate below anything in relation to this Course which may run counter to this objective</p>	<p>good good good</p> <p>Uncertain</p> <p>Good good</p> <p>g</p> <p>T</p>

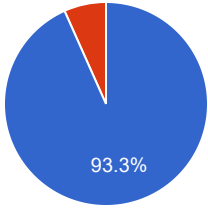
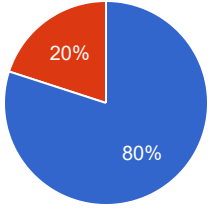
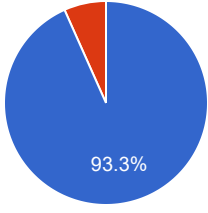
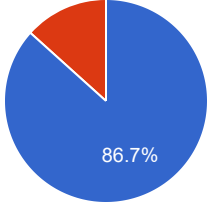
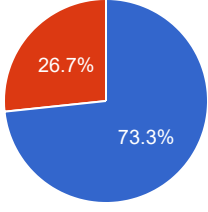
Course Evaluation - Program: 0254

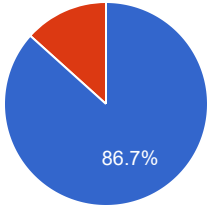
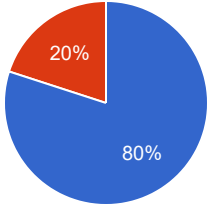
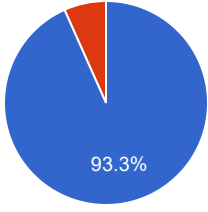
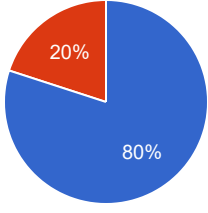
Teacher Name: MUHAMMAD FAHAD ULLAH		Course ID: CT-302 Course Title: Repair & Maintenance of Structures		Session: 2018 Fall																			
Shift: After noon -- Section:		Total Strength: 35		Attempted: 15																			
S.No	Question	Opinions			Chart																		
1	The course objectives were clear	<table border="1"> <thead> <tr> <th>Choice</th> <th>Number</th> <th>Percentage</th> </tr> </thead> <tbody> <tr> <td>Strongly Agree</td> <td>14</td> <td>93.33%</td> </tr> <tr> <td>Agree</td> <td>1</td> <td>6.67%</td> </tr> <tr> <td>Uncertain</td> <td>0</td> <td>0%</td> </tr> <tr> <td>Disagree</td> <td>0</td> <td>0%</td> </tr> <tr> <td>Strongly Disagree</td> <td>0</td> <td>0%</td> </tr> </tbody> </table>	Choice	Number	Percentage	Strongly Agree	14	93.33%	Agree	1	6.67%	Uncertain	0	0%	Disagree	0	0%	Strongly Disagree	0	0%	<p>A pie chart representing the distribution of responses for question 1. The chart is divided into two segments: a large blue segment representing 'Strongly Agree' at 93.3%, and a small red segment representing 'Agree' at 6.7%. A legend to the right of the chart identifies the blue color with 'Stron...' and the red color with 'Agree'.</p>		
Choice	Number	Percentage																					
Strongly Agree	14	93.33%																					
Agree	1	6.67%																					
Uncertain	0	0%																					
Disagree	0	0%																					
Strongly Disagree	0	0%																					
2	The Course workload was manageable	<table border="1"> <thead> <tr> <th>Choice</th> <th>Number</th> <th>Percentage</th> </tr> </thead> <tbody> <tr> <td>Strongly Agree</td> <td>12</td> <td>80%</td> </tr> <tr> <td>Agree</td> <td>3</td> <td>20%</td> </tr> <tr> <td>Uncertain</td> <td>0</td> <td>0%</td> </tr> <tr> <td>Disagree</td> <td>0</td> <td>0%</td> </tr> <tr> <td>Strongly Disagree</td> <td>0</td> <td>0%</td> </tr> </tbody> </table>	Choice	Number	Percentage	Strongly Agree	12	80%	Agree	3	20%	Uncertain	0	0%	Disagree	0	0%	Strongly Disagree	0	0%	<p>A pie chart representing the distribution of responses for question 2. The chart is divided into two segments: a large blue segment representing 'Strongly Agree' at 80%, and a smaller red segment representing 'Agree' at 20%. A legend to the right of the chart identifies the blue color with 'Stron...' and the red color with 'Agree'.</p>		
Choice	Number	Percentage																					
Strongly Agree	12	80%																					
Agree	3	20%																					
Uncertain	0	0%																					
Disagree	0	0%																					
Strongly Disagree	0	0%																					
3	The Course was well organized (e.g. timely access to materials, notification of changes, etc.)	<table border="1"> <thead> <tr> <th>Choice</th> <th>Number</th> <th>Percentage</th> </tr> </thead> <tbody> <tr> <td>Strongly Agree</td> <td>13</td> <td>86.67%</td> </tr> <tr> <td>Agree</td> <td>2</td> <td>13.33%</td> </tr> <tr> <td>Uncertain</td> <td>0</td> <td>0%</td> </tr> <tr> <td>Disagree</td> <td>0</td> <td>0%</td> </tr> <tr> <td>Strongly Disagree</td> <td>0</td> <td>0%</td> </tr> </tbody> </table>	Choice	Number	Percentage	Strongly Agree	13	86.67%	Agree	2	13.33%	Uncertain	0	0%	Disagree	0	0%	Strongly Disagree	0	0%	<p>A pie chart representing the distribution of responses for question 3. The chart is divided into two segments: a large blue segment representing 'Strongly Agree' at 86.7%, and a smaller red segment representing 'Agree' at 13.3%. A legend to the right of the chart identifies the blue color with 'Stron...' and the red color with 'Agree'.</p>		
Choice	Number	Percentage																					
Strongly Agree	13	86.67%																					
Agree	2	13.33%																					
Uncertain	0	0%																					
Disagree	0	0%																					
Strongly Disagree	0	0%																					
4	I participated actively in the Course	<table border="1"> <thead> <tr> <th>Choice</th> <th>Number</th> <th>Percentage</th> </tr> </thead> <tbody> <tr> <td>Strongly Agree</td> <td>13</td> <td>86.67%</td> </tr> <tr> <td>Agree</td> <td>2</td> <td>13.33%</td> </tr> <tr> <td>Uncertain</td> <td>0</td> <td>0%</td> </tr> <tr> <td>Disagree</td> <td>0</td> <td>0%</td> </tr> <tr> <td>Strongly Disagree</td> <td>0</td> <td>0%</td> </tr> </tbody> </table>	Choice	Number	Percentage	Strongly Agree	13	86.67%	Agree	2	13.33%	Uncertain	0	0%	Disagree	0	0%	Strongly Disagree	0	0%	<p>A pie chart representing the distribution of responses for question 4. The chart is divided into two segments: a large blue segment representing 'Strongly Agree' at 86.7%, and a smaller red segment representing 'Agree' at 13.3%. A legend to the right of the chart identifies the blue color with 'Stron...' and the red color with 'Agree'.</p>		
Choice	Number	Percentage																					
Strongly Agree	13	86.67%																					
Agree	2	13.33%																					
Uncertain	0	0%																					
Disagree	0	0%																					
Strongly Disagree	0	0%																					

5	I think I have made progress in this Course	<table border="1"> <thead> <tr> <th>Choice</th> <th>Number</th> <th>Percentage</th> </tr> </thead> <tbody> <tr> <td>Strongly Agree</td> <td>13</td> <td>86.67%</td> </tr> <tr> <td>Agree</td> <td>2</td> <td>13.33%</td> </tr> <tr> <td>Uncertain</td> <td>0</td> <td>0%</td> </tr> <tr> <td>Disagree</td> <td>0</td> <td>0%</td> </tr> <tr> <td>Strongly Disagree</td> <td>0</td> <td>0%</td> </tr> </tbody> </table>	Choice	Number	Percentage	Strongly Agree	13	86.67%	Agree	2	13.33%	Uncertain	0	0%	Disagree	0	0%	Strongly Disagree	0	0%	 <p>86.7%</p> <ul style="list-style-type: none"> ● Stron... ● Agree
Choice	Number	Percentage																			
Strongly Agree	13	86.67%																			
Agree	2	13.33%																			
Uncertain	0	0%																			
Disagree	0	0%																			
Strongly Disagree	0	0%																			
6	I think the Course was well structured to achieve the learning outcomes (there was a good balance of lectures, tutorials, practical etc.)	<table border="1"> <thead> <tr> <th>Choice</th> <th>Number</th> <th>Percentage</th> </tr> </thead> <tbody> <tr> <td>Strongly Agree</td> <td>14</td> <td>93.33%</td> </tr> <tr> <td>Agree</td> <td>1</td> <td>6.67%</td> </tr> <tr> <td>Uncertain</td> <td>0</td> <td>0%</td> </tr> <tr> <td>Disagree</td> <td>0</td> <td>0%</td> </tr> <tr> <td>Strongly Disagree</td> <td>0</td> <td>0%</td> </tr> </tbody> </table>	Choice	Number	Percentage	Strongly Agree	14	93.33%	Agree	1	6.67%	Uncertain	0	0%	Disagree	0	0%	Strongly Disagree	0	0%	 <p>93.3%</p> <ul style="list-style-type: none"> ● Stron... ● Agree
Choice	Number	Percentage																			
Strongly Agree	14	93.33%																			
Agree	1	6.67%																			
Uncertain	0	0%																			
Disagree	0	0%																			
Strongly Disagree	0	0%																			
7	The learning and teaching methods encouraged participation	<table border="1"> <thead> <tr> <th>Choice</th> <th>Number</th> <th>Percentage</th> </tr> </thead> <tbody> <tr> <td>Strongly Agree</td> <td>11</td> <td>73.33%</td> </tr> <tr> <td>Agree</td> <td>4</td> <td>26.67%</td> </tr> <tr> <td>Uncertain</td> <td>0</td> <td>0%</td> </tr> <tr> <td>Disagree</td> <td>0</td> <td>0%</td> </tr> <tr> <td>Strongly Disagree</td> <td>0</td> <td>0%</td> </tr> </tbody> </table>	Choice	Number	Percentage	Strongly Agree	11	73.33%	Agree	4	26.67%	Uncertain	0	0%	Disagree	0	0%	Strongly Disagree	0	0%	 <p>73.3%</p> <ul style="list-style-type: none"> ● Stron... ● Agree
Choice	Number	Percentage																			
Strongly Agree	11	73.33%																			
Agree	4	26.67%																			
Uncertain	0	0%																			
Disagree	0	0%																			
Strongly Disagree	0	0%																			
8	The overall environment in the class was conducive to learning	<table border="1"> <thead> <tr> <th>Choice</th> <th>Number</th> <th>Percentage</th> </tr> </thead> <tbody> <tr> <td>Strongly Agree</td> <td>13</td> <td>86.67%</td> </tr> <tr> <td>Agree</td> <td>2</td> <td>13.33%</td> </tr> <tr> <td>Uncertain</td> <td>0</td> <td>0%</td> </tr> <tr> <td>Disagree</td> <td>0</td> <td>0%</td> </tr> <tr> <td>Strongly Disagree</td> <td>0</td> <td>0%</td> </tr> </tbody> </table>	Choice	Number	Percentage	Strongly Agree	13	86.67%	Agree	2	13.33%	Uncertain	0	0%	Disagree	0	0%	Strongly Disagree	0	0%	 <p>86.7%</p> <ul style="list-style-type: none"> ● Stron... ● Agree
Choice	Number	Percentage																			
Strongly Agree	13	86.67%																			
Agree	2	13.33%																			
Uncertain	0	0%																			
Disagree	0	0%																			
Strongly Disagree	0	0%																			
9	Classrooms were satisfactory	<table border="1"> <thead> <tr> <th>Choice</th> <th>Number</th> <th>Percentage</th> </tr> </thead> <tbody> <tr> <td>Strongly Agree</td> <td>12</td> <td>80%</td> </tr> <tr> <td>Agree</td> <td>3</td> <td>20%</td> </tr> <tr> <td>Uncertain</td> <td>0</td> <td>0%</td> </tr> <tr> <td>Disagree</td> <td>0</td> <td>0%</td> </tr> <tr> <td>Strongly Disagree</td> <td>0</td> <td>0%</td> </tr> </tbody> </table>	Choice	Number	Percentage	Strongly Agree	12	80%	Agree	3	20%	Uncertain	0	0%	Disagree	0	0%	Strongly Disagree	0	0%	 <p>80%</p> <ul style="list-style-type: none"> ● Stron... ● Agree
Choice	Number	Percentage																			
Strongly Agree	12	80%																			
Agree	3	20%																			
Uncertain	0	0%																			
Disagree	0	0%																			
Strongly Disagree	0	0%																			

10	Learning materials (Lesson Plans, Course Notes etc.) were relevant and useful	<table border="1"> <thead> <tr> <th>Choice</th> <th>Number</th> <th>Percentage</th> </tr> </thead> <tbody> <tr> <td>Strongly Agree</td> <td>14</td> <td>93.33%</td> </tr> <tr> <td>Agree</td> <td>1</td> <td>6.67%</td> </tr> <tr> <td>Uncertain</td> <td>0</td> <td>0%</td> </tr> <tr> <td>Disagree</td> <td>0</td> <td>0%</td> </tr> <tr> <td>Strongly Disagree</td> <td>0</td> <td>0%</td> </tr> </tbody> </table>	Choice	Number	Percentage	Strongly Agree	14	93.33%	Agree	1	6.67%	Uncertain	0	0%	Disagree	0	0%	Strongly Disagree	0	0%	 <p>93.3%</p> <ul style="list-style-type: none"> ● Stron... ● Agree
Choice	Number	Percentage																			
Strongly Agree	14	93.33%																			
Agree	1	6.67%																			
Uncertain	0	0%																			
Disagree	0	0%																			
Strongly Disagree	0	0%																			
11	Recommended reading Books etc. were relevant and appropriate	<table border="1"> <thead> <tr> <th>Choice</th> <th>Number</th> <th>Percentage</th> </tr> </thead> <tbody> <tr> <td>Strongly Agree</td> <td>12</td> <td>80%</td> </tr> <tr> <td>Agree</td> <td>3</td> <td>20%</td> </tr> <tr> <td>Uncertain</td> <td>0</td> <td>0%</td> </tr> <tr> <td>Disagree</td> <td>0</td> <td>0%</td> </tr> <tr> <td>Strongly Disagree</td> <td>0</td> <td>0%</td> </tr> </tbody> </table>	Choice	Number	Percentage	Strongly Agree	12	80%	Agree	3	20%	Uncertain	0	0%	Disagree	0	0%	Strongly Disagree	0	0%	 <p>80%</p> <ul style="list-style-type: none"> ● Stron... ● Agree
Choice	Number	Percentage																			
Strongly Agree	12	80%																			
Agree	3	20%																			
Uncertain	0	0%																			
Disagree	0	0%																			
Strongly Disagree	0	0%																			
12	The provision of learning resources in the library was adequate and appropriate	<table border="1"> <thead> <tr> <th>Choice</th> <th>Number</th> <th>Percentage</th> </tr> </thead> <tbody> <tr> <td>Strongly Agree</td> <td>14</td> <td>93.33%</td> </tr> <tr> <td>Agree</td> <td>1</td> <td>6.67%</td> </tr> <tr> <td>Uncertain</td> <td>0</td> <td>0%</td> </tr> <tr> <td>Disagree</td> <td>0</td> <td>0%</td> </tr> <tr> <td>Strongly Disagree</td> <td>0</td> <td>0%</td> </tr> </tbody> </table>	Choice	Number	Percentage	Strongly Agree	14	93.33%	Agree	1	6.67%	Uncertain	0	0%	Disagree	0	0%	Strongly Disagree	0	0%	 <p>93.3%</p> <ul style="list-style-type: none"> ● Stron... ● Agree
Choice	Number	Percentage																			
Strongly Agree	14	93.33%																			
Agree	1	6.67%																			
Uncertain	0	0%																			
Disagree	0	0%																			
Strongly Disagree	0	0%																			
13	The provision of learning resources on the Web was adequate and appropriate (if relevant)	<table border="1"> <thead> <tr> <th>Choice</th> <th>Number</th> <th>Percentage</th> </tr> </thead> <tbody> <tr> <td>Strongly Agree</td> <td>12</td> <td>80%</td> </tr> <tr> <td>Agree</td> <td>3</td> <td>20%</td> </tr> <tr> <td>Uncertain</td> <td>0</td> <td>0%</td> </tr> <tr> <td>Disagree</td> <td>0</td> <td>0%</td> </tr> <tr> <td>Strongly Disagree</td> <td>0</td> <td>0%</td> </tr> </tbody> </table>	Choice	Number	Percentage	Strongly Agree	12	80%	Agree	3	20%	Uncertain	0	0%	Disagree	0	0%	Strongly Disagree	0	0%	 <p>80%</p> <ul style="list-style-type: none"> ● Stron... ● Agree
Choice	Number	Percentage																			
Strongly Agree	12	80%																			
Agree	3	20%																			
Uncertain	0	0%																			
Disagree	0	0%																			
Strongly Disagree	0	0%																			
14	The Course stimulated my interest and thought on the subject area	<table border="1"> <thead> <tr> <th>Choice</th> <th>Number</th> <th>Percentage</th> </tr> </thead> <tbody> <tr> <td>Strongly Agree</td> <td>13</td> <td>86.67%</td> </tr> <tr> <td>Agree</td> <td>2</td> <td>13.33%</td> </tr> <tr> <td>Uncertain</td> <td>0</td> <td>0%</td> </tr> <tr> <td>Disagree</td> <td>0</td> <td>0%</td> </tr> <tr> <td>Strongly Disagree</td> <td>0</td> <td>0%</td> </tr> </tbody> </table>	Choice	Number	Percentage	Strongly Agree	13	86.67%	Agree	2	13.33%	Uncertain	0	0%	Disagree	0	0%	Strongly Disagree	0	0%	 <p>86.7%</p> <ul style="list-style-type: none"> ● Stron... ● Agree
Choice	Number	Percentage																			
Strongly Agree	13	86.67%																			
Agree	2	13.33%																			
Uncertain	0	0%																			
Disagree	0	0%																			
Strongly Disagree	0	0%																			

15	The pace of the Course was appropriate	<table border="1"> <thead> <tr> <th>Choice</th> <th>Number</th> <th>Percentage</th> </tr> </thead> <tbody> <tr> <td>Strongly Agree</td> <td>11</td> <td>73.33%</td> </tr> <tr> <td>Agree</td> <td>4</td> <td>26.67%</td> </tr> <tr> <td>Uncertain</td> <td>0</td> <td>0%</td> </tr> <tr> <td>Disagree</td> <td>0</td> <td>0%</td> </tr> <tr> <td>Strongly Disagree</td> <td>0</td> <td>0%</td> </tr> </tbody> </table>	Choice	Number	Percentage	Strongly Agree	11	73.33%	Agree	4	26.67%	Uncertain	0	0%	Disagree	0	0%	Strongly Disagree	0	0%	 <p>● Stron... ● Agree</p>
Choice	Number	Percentage																			
Strongly Agree	11	73.33%																			
Agree	4	26.67%																			
Uncertain	0	0%																			
Disagree	0	0%																			
Strongly Disagree	0	0%																			
16	Ideas and concepts were presented clearly	<table border="1"> <thead> <tr> <th>Choice</th> <th>Number</th> <th>Percentage</th> </tr> </thead> <tbody> <tr> <td>Strongly Agree</td> <td>13</td> <td>86.67%</td> </tr> <tr> <td>Agree</td> <td>2</td> <td>13.33%</td> </tr> <tr> <td>Uncertain</td> <td>0</td> <td>0%</td> </tr> <tr> <td>Disagree</td> <td>0</td> <td>0%</td> </tr> <tr> <td>Strongly Disagree</td> <td>0</td> <td>0%</td> </tr> </tbody> </table>	Choice	Number	Percentage	Strongly Agree	13	86.67%	Agree	2	13.33%	Uncertain	0	0%	Disagree	0	0%	Strongly Disagree	0	0%	 <p>● Stron... ● Agree</p>
Choice	Number	Percentage																			
Strongly Agree	13	86.67%																			
Agree	2	13.33%																			
Uncertain	0	0%																			
Disagree	0	0%																			
Strongly Disagree	0	0%																			
17	The method of assessment were reasonable	<table border="1"> <thead> <tr> <th>Choice</th> <th>Number</th> <th>Percentage</th> </tr> </thead> <tbody> <tr> <td>Strongly Agree</td> <td>14</td> <td>93.33%</td> </tr> <tr> <td>Agree</td> <td>1</td> <td>6.67%</td> </tr> <tr> <td>Uncertain</td> <td>0</td> <td>0%</td> </tr> <tr> <td>Disagree</td> <td>0</td> <td>0%</td> </tr> <tr> <td>Strongly Disagree</td> <td>0</td> <td>0%</td> </tr> </tbody> </table>	Choice	Number	Percentage	Strongly Agree	14	93.33%	Agree	1	6.67%	Uncertain	0	0%	Disagree	0	0%	Strongly Disagree	0	0%	 <p>● Stron... ● Agree</p>
Choice	Number	Percentage																			
Strongly Agree	14	93.33%																			
Agree	1	6.67%																			
Uncertain	0	0%																			
Disagree	0	0%																			
Strongly Disagree	0	0%																			
18	Feedback on assessment was timely	<table border="1"> <thead> <tr> <th>Choice</th> <th>Number</th> <th>Percentage</th> </tr> </thead> <tbody> <tr> <td>Strongly Agree</td> <td>12</td> <td>80%</td> </tr> <tr> <td>Agree</td> <td>3</td> <td>20%</td> </tr> <tr> <td>Uncertain</td> <td>0</td> <td>0%</td> </tr> <tr> <td>Disagree</td> <td>0</td> <td>0%</td> </tr> <tr> <td>Strongly Disagree</td> <td>0</td> <td>0%</td> </tr> </tbody> </table>	Choice	Number	Percentage	Strongly Agree	12	80%	Agree	3	20%	Uncertain	0	0%	Disagree	0	0%	Strongly Disagree	0	0%	 <p>● Stron... ● Agree</p>
Choice	Number	Percentage																			
Strongly Agree	12	80%																			
Agree	3	20%																			
Uncertain	0	0%																			
Disagree	0	0%																			
Strongly Disagree	0	0%																			
19	Feedback on assessment was helpful	<table border="1"> <thead> <tr> <th>Choice</th> <th>Number</th> <th>Percentage</th> </tr> </thead> <tbody> <tr> <td>Strongly Agree</td> <td>13</td> <td>86.67%</td> </tr> <tr> <td>Agree</td> <td>2</td> <td>13.33%</td> </tr> <tr> <td>Uncertain</td> <td>0</td> <td>0%</td> </tr> <tr> <td>Disagree</td> <td>0</td> <td>0%</td> </tr> <tr> <td>Strongly Disagree</td> <td>0</td> <td>0%</td> </tr> </tbody> </table>	Choice	Number	Percentage	Strongly Agree	13	86.67%	Agree	2	13.33%	Uncertain	0	0%	Disagree	0	0%	Strongly Disagree	0	0%	 <p>● Stron... ● Agree</p>
Choice	Number	Percentage																			
Strongly Agree	13	86.67%																			
Agree	2	13.33%																			
Uncertain	0	0%																			
Disagree	0	0%																			
Strongly Disagree	0	0%																			

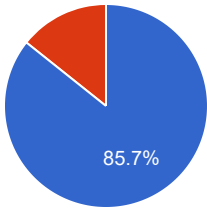
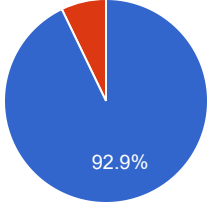
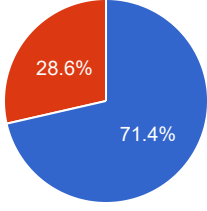
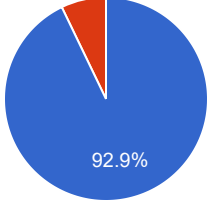
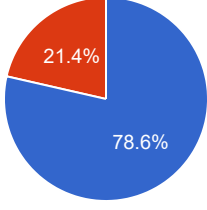
20	I understood the lectures	<table border="1"> <thead> <tr> <th>Choice</th> <th>Number</th> <th>Percentage</th> </tr> </thead> <tbody> <tr> <td>Strongly Agree</td> <td>14</td> <td>93.33%</td> </tr> <tr> <td>Agree</td> <td>1</td> <td>6.67%</td> </tr> <tr> <td>Uncertain</td> <td>0</td> <td>0%</td> </tr> <tr> <td>Disagree</td> <td>0</td> <td>0%</td> </tr> <tr> <td>Strongly Disagree</td> <td>0</td> <td>0%</td> </tr> </tbody> </table>	Choice	Number	Percentage	Strongly Agree	14	93.33%	Agree	1	6.67%	Uncertain	0	0%	Disagree	0	0%	Strongly Disagree	0	0%	 <p>93.3%</p> <ul style="list-style-type: none"> ● Stron... ● Agree
Choice	Number	Percentage																			
Strongly Agree	14	93.33%																			
Agree	1	6.67%																			
Uncertain	0	0%																			
Disagree	0	0%																			
Strongly Disagree	0	0%																			
21	The material was well organized and presented	<table border="1"> <thead> <tr> <th>Choice</th> <th>Number</th> <th>Percentage</th> </tr> </thead> <tbody> <tr> <td>Strongly Agree</td> <td>12</td> <td>80%</td> </tr> <tr> <td>Agree</td> <td>3</td> <td>20%</td> </tr> <tr> <td>Uncertain</td> <td>0</td> <td>0%</td> </tr> <tr> <td>Disagree</td> <td>0</td> <td>0%</td> </tr> <tr> <td>Strongly Disagree</td> <td>0</td> <td>0%</td> </tr> </tbody> </table>	Choice	Number	Percentage	Strongly Agree	12	80%	Agree	3	20%	Uncertain	0	0%	Disagree	0	0%	Strongly Disagree	0	0%	 <p>80%</p> <ul style="list-style-type: none"> ● Stron... ● Agree
Choice	Number	Percentage																			
Strongly Agree	12	80%																			
Agree	3	20%																			
Uncertain	0	0%																			
Disagree	0	0%																			
Strongly Disagree	0	0%																			
22	The instructor was responsive to student needs and problems	<table border="1"> <thead> <tr> <th>Choice</th> <th>Number</th> <th>Percentage</th> </tr> </thead> <tbody> <tr> <td>Strongly Agree</td> <td>14</td> <td>93.33%</td> </tr> <tr> <td>Agree</td> <td>1</td> <td>6.67%</td> </tr> <tr> <td>Uncertain</td> <td>0</td> <td>0%</td> </tr> <tr> <td>Disagree</td> <td>0</td> <td>0%</td> </tr> <tr> <td>Strongly Disagree</td> <td>0</td> <td>0%</td> </tr> </tbody> </table>	Choice	Number	Percentage	Strongly Agree	14	93.33%	Agree	1	6.67%	Uncertain	0	0%	Disagree	0	0%	Strongly Disagree	0	0%	 <p>93.3%</p> <ul style="list-style-type: none"> ● Stron... ● Agree
Choice	Number	Percentage																			
Strongly Agree	14	93.33%																			
Agree	1	6.67%																			
Uncertain	0	0%																			
Disagree	0	0%																			
Strongly Disagree	0	0%																			
23	Had the instructor been regular throughout the course	<table border="1"> <thead> <tr> <th>Choice</th> <th>Number</th> <th>Percentage</th> </tr> </thead> <tbody> <tr> <td>Strongly Agree</td> <td>13</td> <td>86.67%</td> </tr> <tr> <td>Agree</td> <td>2</td> <td>13.33%</td> </tr> <tr> <td>Uncertain</td> <td>0</td> <td>0%</td> </tr> <tr> <td>Disagree</td> <td>0</td> <td>0%</td> </tr> <tr> <td>Strongly Disagree</td> <td>0</td> <td>0%</td> </tr> </tbody> </table>	Choice	Number	Percentage	Strongly Agree	13	86.67%	Agree	2	13.33%	Uncertain	0	0%	Disagree	0	0%	Strongly Disagree	0	0%	 <p>86.7%</p> <ul style="list-style-type: none"> ● Stron... ● Agree
Choice	Number	Percentage																			
Strongly Agree	13	86.67%																			
Agree	2	13.33%																			
Uncertain	0	0%																			
Disagree	0	0%																			
Strongly Disagree	0	0%																			
24	The material in the tutorials was useful	<table border="1"> <thead> <tr> <th>Choice</th> <th>Number</th> <th>Percentage</th> </tr> </thead> <tbody> <tr> <td>Strongly Agree</td> <td>11</td> <td>73.33%</td> </tr> <tr> <td>Agree</td> <td>4</td> <td>26.67%</td> </tr> <tr> <td>Uncertain</td> <td>0</td> <td>0%</td> </tr> <tr> <td>Disagree</td> <td>0</td> <td>0%</td> </tr> <tr> <td>Strongly Disagree</td> <td>0</td> <td>0%</td> </tr> </tbody> </table>	Choice	Number	Percentage	Strongly Agree	11	73.33%	Agree	4	26.67%	Uncertain	0	0%	Disagree	0	0%	Strongly Disagree	0	0%	 <p>73.3%</p> <ul style="list-style-type: none"> ● Stron... ● Agree
Choice	Number	Percentage																			
Strongly Agree	11	73.33%																			
Agree	4	26.67%																			
Uncertain	0	0%																			
Disagree	0	0%																			
Strongly Disagree	0	0%																			

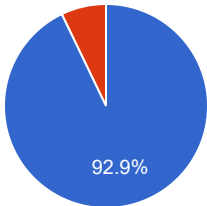
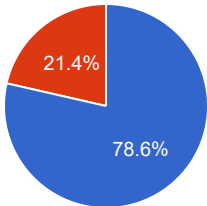
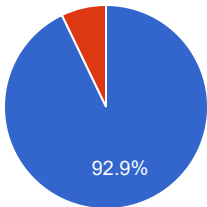
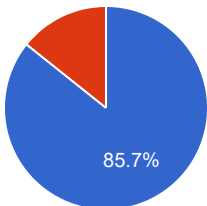
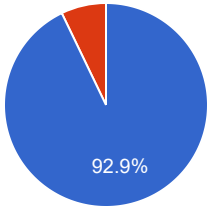
25	I was happy with the amount of work needed for tutorials	<table border="1"> <thead> <tr> <th>Choice</th> <th>Number</th> <th>Percentage</th> </tr> </thead> <tbody> <tr> <td>Strongly Agree</td> <td>13</td> <td>86.67%</td> </tr> <tr> <td>Agree</td> <td>2</td> <td>13.33%</td> </tr> <tr> <td>Uncertain</td> <td>0</td> <td>0%</td> </tr> <tr> <td>Disagree</td> <td>0</td> <td>0%</td> </tr> <tr> <td>Strongly Disagree</td> <td>0</td> <td>0%</td> </tr> </tbody> </table>	Choice	Number	Percentage	Strongly Agree	13	86.67%	Agree	2	13.33%	Uncertain	0	0%	Disagree	0	0%	Strongly Disagree	0	0%	 <p>86.7%</p> <p>● Stron... ● Agree</p>
Choice	Number	Percentage																			
Strongly Agree	13	86.67%																			
Agree	2	13.33%																			
Uncertain	0	0%																			
Disagree	0	0%																			
Strongly Disagree	0	0%																			
26	The tutor dealt effectively with my problems	<table border="1"> <thead> <tr> <th>Choice</th> <th>Number</th> <th>Percentage</th> </tr> </thead> <tbody> <tr> <td>Strongly Agree</td> <td>12</td> <td>80%</td> </tr> <tr> <td>Agree</td> <td>3</td> <td>20%</td> </tr> <tr> <td>Uncertain</td> <td>0</td> <td>0%</td> </tr> <tr> <td>Disagree</td> <td>0</td> <td>0%</td> </tr> <tr> <td>Strongly Disagree</td> <td>0</td> <td>0%</td> </tr> </tbody> </table>	Choice	Number	Percentage	Strongly Agree	12	80%	Agree	3	20%	Uncertain	0	0%	Disagree	0	0%	Strongly Disagree	0	0%	 <p>80%</p> <p>● Stron... ● Agree</p>
Choice	Number	Percentage																			
Strongly Agree	12	80%																			
Agree	3	20%																			
Uncertain	0	0%																			
Disagree	0	0%																			
Strongly Disagree	0	0%																			
27	The material in the practicals was useful	<table border="1"> <thead> <tr> <th>Choice</th> <th>Number</th> <th>Percentage</th> </tr> </thead> <tbody> <tr> <td>Strongly Agree</td> <td>14</td> <td>93.33%</td> </tr> <tr> <td>Agree</td> <td>1</td> <td>6.67%</td> </tr> <tr> <td>Uncertain</td> <td>0</td> <td>0%</td> </tr> <tr> <td>Disagree</td> <td>0</td> <td>0%</td> </tr> <tr> <td>Strongly Disagree</td> <td>0</td> <td>0%</td> </tr> </tbody> </table>	Choice	Number	Percentage	Strongly Agree	14	93.33%	Agree	1	6.67%	Uncertain	0	0%	Disagree	0	0%	Strongly Disagree	0	0%	 <p>93.3%</p> <p>● Stron... ● Agree</p>
Choice	Number	Percentage																			
Strongly Agree	14	93.33%																			
Agree	1	6.67%																			
Uncertain	0	0%																			
Disagree	0	0%																			
Strongly Disagree	0	0%																			
28	The demonstrators dealt effectively with my problems	<table border="1"> <thead> <tr> <th>Choice</th> <th>Number</th> <th>Percentage</th> </tr> </thead> <tbody> <tr> <td>Strongly Agree</td> <td>12</td> <td>80%</td> </tr> <tr> <td>Agree</td> <td>3</td> <td>20%</td> </tr> <tr> <td>Uncertain</td> <td>0</td> <td>0%</td> </tr> <tr> <td>Disagree</td> <td>0</td> <td>0%</td> </tr> <tr> <td>Strongly Disagree</td> <td>0</td> <td>0%</td> </tr> </tbody> </table>	Choice	Number	Percentage	Strongly Agree	12	80%	Agree	3	20%	Uncertain	0	0%	Disagree	0	0%	Strongly Disagree	0	0%	 <p>80%</p> <p>● Stron... ● Agree</p>
Choice	Number	Percentage																			
Strongly Agree	12	80%																			
Agree	3	20%																			
Uncertain	0	0%																			
Disagree	0	0%																			
Strongly Disagree	0	0%																			
29	The best features of the Course were	<p>nice GOOD good Good better best . . f No comments Good Activities . Very good for features ok g</p>																			

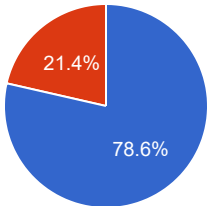
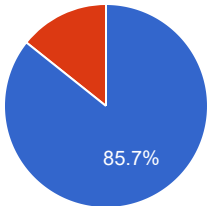
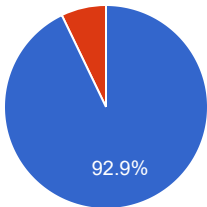
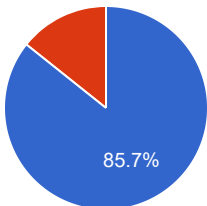
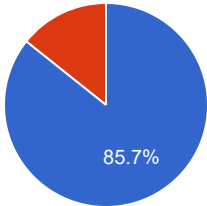
30	The Course could have been improved by	fahaad GOOD good Amazing great . . f No comments Good More practicals . Yes ok g
31	The University does not tolerate discrimination on any irrelevant distinction (e.g. race, age, gender) and is committed to work with diversity in a wholly positive way. Please indicate below anything in relation to this Course which may run counter to this objective	nice GOOD good Wonderful . . t No comments Good Yes ok g

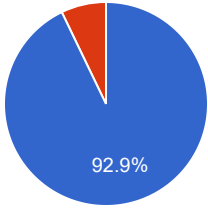
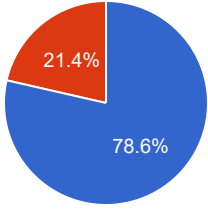
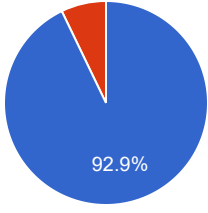
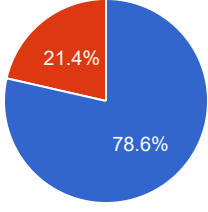
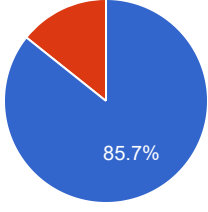
Course Evaluation - Program: 0254

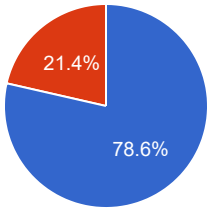
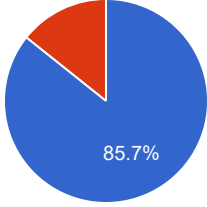
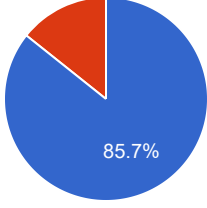
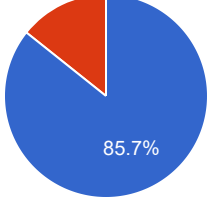
Teacher Name: MUHAMMAD FAHAD ULLAH		Course ID: CT-302(L) Course Title: Repair & Maintenance of Structures		Session: 2018 Fall																			
Shift: After noon -- Section:		Total Strength: 35		Attempted: 16																			
S.No	Question	Opinions			Chart																		
1	The course objectives were clear	<table border="1"> <thead> <tr> <th>Choice</th> <th>Number</th> <th>Percentage</th> </tr> </thead> <tbody> <tr> <td>Strongly Agree</td> <td>13</td> <td>81.25%</td> </tr> <tr> <td>Agree</td> <td>1</td> <td>6.25%</td> </tr> <tr> <td>Uncertain</td> <td>0</td> <td>0%</td> </tr> <tr> <td>Disagree</td> <td>0</td> <td>0%</td> </tr> <tr> <td>Strongly Disagree</td> <td>0</td> <td>0%</td> </tr> </tbody> </table>	Choice	Number	Percentage	Strongly Agree	13	81.25%	Agree	1	6.25%	Uncertain	0	0%	Disagree	0	0%	Strongly Disagree	0	0%	<p>92.9%</p>		
Choice	Number	Percentage																					
Strongly Agree	13	81.25%																					
Agree	1	6.25%																					
Uncertain	0	0%																					
Disagree	0	0%																					
Strongly Disagree	0	0%																					
2	The Course workload was manageable	<table border="1"> <thead> <tr> <th>Choice</th> <th>Number</th> <th>Percentage</th> </tr> </thead> <tbody> <tr> <td>Strongly Agree</td> <td>10</td> <td>62.5%</td> </tr> <tr> <td>Agree</td> <td>4</td> <td>25%</td> </tr> <tr> <td>Uncertain</td> <td>0</td> <td>0%</td> </tr> <tr> <td>Disagree</td> <td>0</td> <td>0%</td> </tr> <tr> <td>Strongly Disagree</td> <td>0</td> <td>0%</td> </tr> </tbody> </table>	Choice	Number	Percentage	Strongly Agree	10	62.5%	Agree	4	25%	Uncertain	0	0%	Disagree	0	0%	Strongly Disagree	0	0%	<p>71.4%</p>		
Choice	Number	Percentage																					
Strongly Agree	10	62.5%																					
Agree	4	25%																					
Uncertain	0	0%																					
Disagree	0	0%																					
Strongly Disagree	0	0%																					
3	The Course was well organized (e.g. timely access to materials, notification of changes, etc.)	<table border="1"> <thead> <tr> <th>Choice</th> <th>Number</th> <th>Percentage</th> </tr> </thead> <tbody> <tr> <td>Strongly Agree</td> <td>12</td> <td>75%</td> </tr> <tr> <td>Agree</td> <td>2</td> <td>12.5%</td> </tr> <tr> <td>Uncertain</td> <td>0</td> <td>0%</td> </tr> <tr> <td>Disagree</td> <td>0</td> <td>0%</td> </tr> <tr> <td>Strongly Disagree</td> <td>0</td> <td>0%</td> </tr> </tbody> </table>	Choice	Number	Percentage	Strongly Agree	12	75%	Agree	2	12.5%	Uncertain	0	0%	Disagree	0	0%	Strongly Disagree	0	0%	<p>85.7%</p>		
Choice	Number	Percentage																					
Strongly Agree	12	75%																					
Agree	2	12.5%																					
Uncertain	0	0%																					
Disagree	0	0%																					
Strongly Disagree	0	0%																					
4	I participated actively in the Course	<table border="1"> <thead> <tr> <th>Choice</th> <th>Number</th> <th>Percentage</th> </tr> </thead> <tbody> <tr> <td>Strongly Agree</td> <td>12</td> <td>75%</td> </tr> <tr> <td>Agree</td> <td>2</td> <td>12.5%</td> </tr> <tr> <td>Uncertain</td> <td>0</td> <td>0%</td> </tr> <tr> <td>Disagree</td> <td>0</td> <td>0%</td> </tr> <tr> <td>Strongly Disagree</td> <td>0</td> <td>0%</td> </tr> </tbody> </table>	Choice	Number	Percentage	Strongly Agree	12	75%	Agree	2	12.5%	Uncertain	0	0%	Disagree	0	0%	Strongly Disagree	0	0%	<p>85.7%</p>		
Choice	Number	Percentage																					
Strongly Agree	12	75%																					
Agree	2	12.5%																					
Uncertain	0	0%																					
Disagree	0	0%																					
Strongly Disagree	0	0%																					

5	I think I have made progress in this Course	<table border="1"> <thead> <tr> <th>Choice</th> <th>Number</th> <th>Percentage</th> </tr> </thead> <tbody> <tr> <td>Strongly Agree</td> <td>12</td> <td>75%</td> </tr> <tr> <td>Agree</td> <td>2</td> <td>12.5%</td> </tr> <tr> <td>Uncertain</td> <td>0</td> <td>0%</td> </tr> <tr> <td>Disagree</td> <td>0</td> <td>0%</td> </tr> <tr> <td>Strongly Disagree</td> <td>0</td> <td>0%</td> </tr> </tbody> </table>	Choice	Number	Percentage	Strongly Agree	12	75%	Agree	2	12.5%	Uncertain	0	0%	Disagree	0	0%	Strongly Disagree	0	0%	 <p>85.7%</p> <ul style="list-style-type: none"> ● Stron... ● Agree
Choice	Number	Percentage																			
Strongly Agree	12	75%																			
Agree	2	12.5%																			
Uncertain	0	0%																			
Disagree	0	0%																			
Strongly Disagree	0	0%																			
6	I think the Course was well structured to achieve the learning outcomes (there was a good balance of lectures, tutorials, practical etc.)	<table border="1"> <thead> <tr> <th>Choice</th> <th>Number</th> <th>Percentage</th> </tr> </thead> <tbody> <tr> <td>Strongly Agree</td> <td>13</td> <td>81.25%</td> </tr> <tr> <td>Agree</td> <td>1</td> <td>6.25%</td> </tr> <tr> <td>Uncertain</td> <td>0</td> <td>0%</td> </tr> <tr> <td>Disagree</td> <td>0</td> <td>0%</td> </tr> <tr> <td>Strongly Disagree</td> <td>0</td> <td>0%</td> </tr> </tbody> </table>	Choice	Number	Percentage	Strongly Agree	13	81.25%	Agree	1	6.25%	Uncertain	0	0%	Disagree	0	0%	Strongly Disagree	0	0%	 <p>92.9%</p> <ul style="list-style-type: none"> ● Stron... ● Agree
Choice	Number	Percentage																			
Strongly Agree	13	81.25%																			
Agree	1	6.25%																			
Uncertain	0	0%																			
Disagree	0	0%																			
Strongly Disagree	0	0%																			
7	The learning and teaching methods encouraged participation	<table border="1"> <thead> <tr> <th>Choice</th> <th>Number</th> <th>Percentage</th> </tr> </thead> <tbody> <tr> <td>Strongly Agree</td> <td>10</td> <td>62.5%</td> </tr> <tr> <td>Agree</td> <td>4</td> <td>25%</td> </tr> <tr> <td>Uncertain</td> <td>0</td> <td>0%</td> </tr> <tr> <td>Disagree</td> <td>0</td> <td>0%</td> </tr> <tr> <td>Strongly Disagree</td> <td>0</td> <td>0%</td> </tr> </tbody> </table>	Choice	Number	Percentage	Strongly Agree	10	62.5%	Agree	4	25%	Uncertain	0	0%	Disagree	0	0%	Strongly Disagree	0	0%	 <p>71.4%</p> <p>28.6%</p> <ul style="list-style-type: none"> ● Stron... ● Agree
Choice	Number	Percentage																			
Strongly Agree	10	62.5%																			
Agree	4	25%																			
Uncertain	0	0%																			
Disagree	0	0%																			
Strongly Disagree	0	0%																			
8	The overall environment in the class was conducive to learning	<table border="1"> <thead> <tr> <th>Choice</th> <th>Number</th> <th>Percentage</th> </tr> </thead> <tbody> <tr> <td>Strongly Agree</td> <td>13</td> <td>81.25%</td> </tr> <tr> <td>Agree</td> <td>1</td> <td>6.25%</td> </tr> <tr> <td>Uncertain</td> <td>0</td> <td>0%</td> </tr> <tr> <td>Disagree</td> <td>0</td> <td>0%</td> </tr> <tr> <td>Strongly Disagree</td> <td>0</td> <td>0%</td> </tr> </tbody> </table>	Choice	Number	Percentage	Strongly Agree	13	81.25%	Agree	1	6.25%	Uncertain	0	0%	Disagree	0	0%	Strongly Disagree	0	0%	 <p>92.9%</p> <ul style="list-style-type: none"> ● Stron... ● Agree
Choice	Number	Percentage																			
Strongly Agree	13	81.25%																			
Agree	1	6.25%																			
Uncertain	0	0%																			
Disagree	0	0%																			
Strongly Disagree	0	0%																			
9	Classrooms were satisfactory	<table border="1"> <thead> <tr> <th>Choice</th> <th>Number</th> <th>Percentage</th> </tr> </thead> <tbody> <tr> <td>Strongly Agree</td> <td>11</td> <td>68.75%</td> </tr> <tr> <td>Agree</td> <td>3</td> <td>18.75%</td> </tr> <tr> <td>Uncertain</td> <td>0</td> <td>0%</td> </tr> <tr> <td>Disagree</td> <td>0</td> <td>0%</td> </tr> <tr> <td>Strongly Disagree</td> <td>0</td> <td>0%</td> </tr> </tbody> </table>	Choice	Number	Percentage	Strongly Agree	11	68.75%	Agree	3	18.75%	Uncertain	0	0%	Disagree	0	0%	Strongly Disagree	0	0%	 <p>78.6%</p> <p>21.4%</p> <ul style="list-style-type: none"> ● Stron... ● Agree
Choice	Number	Percentage																			
Strongly Agree	11	68.75%																			
Agree	3	18.75%																			
Uncertain	0	0%																			
Disagree	0	0%																			
Strongly Disagree	0	0%																			

10	Learning materials (Lesson Plans, Course Notes etc.) were relevant and useful	<table border="1"> <thead> <tr> <th>Choice</th> <th>Number</th> <th>Percentage</th> </tr> </thead> <tbody> <tr> <td>Strongly Agree</td> <td>13</td> <td>81.25%</td> </tr> <tr> <td>Agree</td> <td>1</td> <td>6.25%</td> </tr> <tr> <td>Uncertain</td> <td>0</td> <td>0%</td> </tr> <tr> <td>Disagree</td> <td>0</td> <td>0%</td> </tr> <tr> <td>Strongly Disagree</td> <td>0</td> <td>0%</td> </tr> </tbody> </table>	Choice	Number	Percentage	Strongly Agree	13	81.25%	Agree	1	6.25%	Uncertain	0	0%	Disagree	0	0%	Strongly Disagree	0	0%	 <p>92.9%</p> <ul style="list-style-type: none"> ● Stron... ● Agree
Choice	Number	Percentage																			
Strongly Agree	13	81.25%																			
Agree	1	6.25%																			
Uncertain	0	0%																			
Disagree	0	0%																			
Strongly Disagree	0	0%																			
11	Recommended reading Books etc. were relevant and appropriate	<table border="1"> <thead> <tr> <th>Choice</th> <th>Number</th> <th>Percentage</th> </tr> </thead> <tbody> <tr> <td>Strongly Agree</td> <td>11</td> <td>68.75%</td> </tr> <tr> <td>Agree</td> <td>3</td> <td>18.75%</td> </tr> <tr> <td>Uncertain</td> <td>0</td> <td>0%</td> </tr> <tr> <td>Disagree</td> <td>0</td> <td>0%</td> </tr> <tr> <td>Strongly Disagree</td> <td>0</td> <td>0%</td> </tr> </tbody> </table>	Choice	Number	Percentage	Strongly Agree	11	68.75%	Agree	3	18.75%	Uncertain	0	0%	Disagree	0	0%	Strongly Disagree	0	0%	 <p>78.6%</p> <ul style="list-style-type: none"> ● Stron... ● Agree
Choice	Number	Percentage																			
Strongly Agree	11	68.75%																			
Agree	3	18.75%																			
Uncertain	0	0%																			
Disagree	0	0%																			
Strongly Disagree	0	0%																			
12	The provision of learning resources in the library was adequate and appropriate	<table border="1"> <thead> <tr> <th>Choice</th> <th>Number</th> <th>Percentage</th> </tr> </thead> <tbody> <tr> <td>Strongly Agree</td> <td>13</td> <td>81.25%</td> </tr> <tr> <td>Agree</td> <td>1</td> <td>6.25%</td> </tr> <tr> <td>Uncertain</td> <td>0</td> <td>0%</td> </tr> <tr> <td>Disagree</td> <td>0</td> <td>0%</td> </tr> <tr> <td>Strongly Disagree</td> <td>0</td> <td>0%</td> </tr> </tbody> </table>	Choice	Number	Percentage	Strongly Agree	13	81.25%	Agree	1	6.25%	Uncertain	0	0%	Disagree	0	0%	Strongly Disagree	0	0%	 <p>92.9%</p> <ul style="list-style-type: none"> ● Stron... ● Agree
Choice	Number	Percentage																			
Strongly Agree	13	81.25%																			
Agree	1	6.25%																			
Uncertain	0	0%																			
Disagree	0	0%																			
Strongly Disagree	0	0%																			
13	The provision of learning resources on the Web was adequate and appropriate (if relevant)	<table border="1"> <thead> <tr> <th>Choice</th> <th>Number</th> <th>Percentage</th> </tr> </thead> <tbody> <tr> <td>Strongly Agree</td> <td>12</td> <td>75%</td> </tr> <tr> <td>Agree</td> <td>2</td> <td>12.5%</td> </tr> <tr> <td>Uncertain</td> <td>0</td> <td>0%</td> </tr> <tr> <td>Disagree</td> <td>0</td> <td>0%</td> </tr> <tr> <td>Strongly Disagree</td> <td>0</td> <td>0%</td> </tr> </tbody> </table>	Choice	Number	Percentage	Strongly Agree	12	75%	Agree	2	12.5%	Uncertain	0	0%	Disagree	0	0%	Strongly Disagree	0	0%	 <p>85.7%</p> <ul style="list-style-type: none"> ● Stron... ● Agree
Choice	Number	Percentage																			
Strongly Agree	12	75%																			
Agree	2	12.5%																			
Uncertain	0	0%																			
Disagree	0	0%																			
Strongly Disagree	0	0%																			
14	The Course stimulated my interest and thought on the subject area	<table border="1"> <thead> <tr> <th>Choice</th> <th>Number</th> <th>Percentage</th> </tr> </thead> <tbody> <tr> <td>Strongly Agree</td> <td>13</td> <td>81.25%</td> </tr> <tr> <td>Agree</td> <td>1</td> <td>6.25%</td> </tr> <tr> <td>Uncertain</td> <td>0</td> <td>0%</td> </tr> <tr> <td>Disagree</td> <td>0</td> <td>0%</td> </tr> <tr> <td>Strongly Disagree</td> <td>0</td> <td>0%</td> </tr> </tbody> </table>	Choice	Number	Percentage	Strongly Agree	13	81.25%	Agree	1	6.25%	Uncertain	0	0%	Disagree	0	0%	Strongly Disagree	0	0%	 <p>92.9%</p> <ul style="list-style-type: none"> ● Stron... ● Agree
Choice	Number	Percentage																			
Strongly Agree	13	81.25%																			
Agree	1	6.25%																			
Uncertain	0	0%																			
Disagree	0	0%																			
Strongly Disagree	0	0%																			

15	The pace of the Course was appropriate	<table border="1"> <thead> <tr> <th>Choice</th> <th>Number</th> <th>Percentage</th> </tr> </thead> <tbody> <tr> <td>Strongly Agree</td> <td>11</td> <td>68.75%</td> </tr> <tr> <td>Agree</td> <td>3</td> <td>18.75%</td> </tr> <tr> <td>Uncertain</td> <td>0</td> <td>0%</td> </tr> <tr> <td>Disagree</td> <td>0</td> <td>0%</td> </tr> <tr> <td>Strongly Disagree</td> <td>0</td> <td>0%</td> </tr> </tbody> </table>	Choice	Number	Percentage	Strongly Agree	11	68.75%	Agree	3	18.75%	Uncertain	0	0%	Disagree	0	0%	Strongly Disagree	0	0%	 <p>● Stron... ● Agree</p>
Choice	Number	Percentage																			
Strongly Agree	11	68.75%																			
Agree	3	18.75%																			
Uncertain	0	0%																			
Disagree	0	0%																			
Strongly Disagree	0	0%																			
16	Ideas and concepts were presented clearly	<table border="1"> <thead> <tr> <th>Choice</th> <th>Number</th> <th>Percentage</th> </tr> </thead> <tbody> <tr> <td>Strongly Agree</td> <td>12</td> <td>75%</td> </tr> <tr> <td>Agree</td> <td>2</td> <td>12.5%</td> </tr> <tr> <td>Uncertain</td> <td>0</td> <td>0%</td> </tr> <tr> <td>Disagree</td> <td>0</td> <td>0%</td> </tr> <tr> <td>Strongly Disagree</td> <td>0</td> <td>0%</td> </tr> </tbody> </table>	Choice	Number	Percentage	Strongly Agree	12	75%	Agree	2	12.5%	Uncertain	0	0%	Disagree	0	0%	Strongly Disagree	0	0%	 <p>● Stron... ● Agree</p>
Choice	Number	Percentage																			
Strongly Agree	12	75%																			
Agree	2	12.5%																			
Uncertain	0	0%																			
Disagree	0	0%																			
Strongly Disagree	0	0%																			
17	The method of assessment were reasonable	<table border="1"> <thead> <tr> <th>Choice</th> <th>Number</th> <th>Percentage</th> </tr> </thead> <tbody> <tr> <td>Strongly Agree</td> <td>13</td> <td>81.25%</td> </tr> <tr> <td>Agree</td> <td>1</td> <td>6.25%</td> </tr> <tr> <td>Uncertain</td> <td>0</td> <td>0%</td> </tr> <tr> <td>Disagree</td> <td>0</td> <td>0%</td> </tr> <tr> <td>Strongly Disagree</td> <td>0</td> <td>0%</td> </tr> </tbody> </table>	Choice	Number	Percentage	Strongly Agree	13	81.25%	Agree	1	6.25%	Uncertain	0	0%	Disagree	0	0%	Strongly Disagree	0	0%	 <p>● Stron... ● Agree</p>
Choice	Number	Percentage																			
Strongly Agree	13	81.25%																			
Agree	1	6.25%																			
Uncertain	0	0%																			
Disagree	0	0%																			
Strongly Disagree	0	0%																			
18	Feedback on assessment was timely	<table border="1"> <thead> <tr> <th>Choice</th> <th>Number</th> <th>Percentage</th> </tr> </thead> <tbody> <tr> <td>Strongly Agree</td> <td>12</td> <td>75%</td> </tr> <tr> <td>Agree</td> <td>2</td> <td>12.5%</td> </tr> <tr> <td>Uncertain</td> <td>0</td> <td>0%</td> </tr> <tr> <td>Disagree</td> <td>0</td> <td>0%</td> </tr> <tr> <td>Strongly Disagree</td> <td>0</td> <td>0%</td> </tr> </tbody> </table>	Choice	Number	Percentage	Strongly Agree	12	75%	Agree	2	12.5%	Uncertain	0	0%	Disagree	0	0%	Strongly Disagree	0	0%	 <p>● Stron... ● Agree</p>
Choice	Number	Percentage																			
Strongly Agree	12	75%																			
Agree	2	12.5%																			
Uncertain	0	0%																			
Disagree	0	0%																			
Strongly Disagree	0	0%																			
19	Feedback on assessment was helpful	<table border="1"> <thead> <tr> <th>Choice</th> <th>Number</th> <th>Percentage</th> </tr> </thead> <tbody> <tr> <td>Strongly Agree</td> <td>12</td> <td>75%</td> </tr> <tr> <td>Agree</td> <td>2</td> <td>12.5%</td> </tr> <tr> <td>Uncertain</td> <td>0</td> <td>0%</td> </tr> <tr> <td>Disagree</td> <td>0</td> <td>0%</td> </tr> <tr> <td>Strongly Disagree</td> <td>0</td> <td>0%</td> </tr> </tbody> </table>	Choice	Number	Percentage	Strongly Agree	12	75%	Agree	2	12.5%	Uncertain	0	0%	Disagree	0	0%	Strongly Disagree	0	0%	 <p>● Stron... ● Agree</p>
Choice	Number	Percentage																			
Strongly Agree	12	75%																			
Agree	2	12.5%																			
Uncertain	0	0%																			
Disagree	0	0%																			
Strongly Disagree	0	0%																			

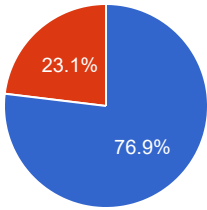
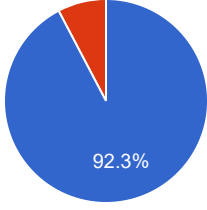
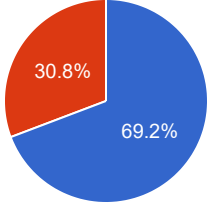
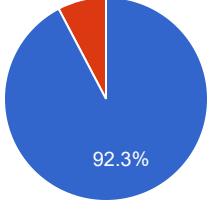
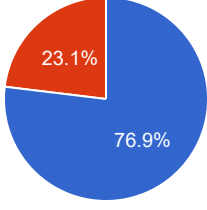
20	I understood the lectures	<table border="1"> <thead> <tr> <th>Choice</th> <th>Number</th> <th>Percentage</th> </tr> </thead> <tbody> <tr> <td>Strongly Agree</td> <td>13</td> <td>81.25%</td> </tr> <tr> <td>Agree</td> <td>1</td> <td>6.25%</td> </tr> <tr> <td>Uncertain</td> <td>0</td> <td>0%</td> </tr> <tr> <td>Disagree</td> <td>0</td> <td>0%</td> </tr> <tr> <td>Strongly Disagree</td> <td>0</td> <td>0%</td> </tr> </tbody> </table>	Choice	Number	Percentage	Strongly Agree	13	81.25%	Agree	1	6.25%	Uncertain	0	0%	Disagree	0	0%	Strongly Disagree	0	0%	 <p>92.9%</p> <ul style="list-style-type: none"> ● Stron... ● Agree
Choice	Number	Percentage																			
Strongly Agree	13	81.25%																			
Agree	1	6.25%																			
Uncertain	0	0%																			
Disagree	0	0%																			
Strongly Disagree	0	0%																			
21	The material was well organized and presented	<table border="1"> <thead> <tr> <th>Choice</th> <th>Number</th> <th>Percentage</th> </tr> </thead> <tbody> <tr> <td>Strongly Agree</td> <td>11</td> <td>68.75%</td> </tr> <tr> <td>Agree</td> <td>3</td> <td>18.75%</td> </tr> <tr> <td>Uncertain</td> <td>0</td> <td>0%</td> </tr> <tr> <td>Disagree</td> <td>0</td> <td>0%</td> </tr> <tr> <td>Strongly Disagree</td> <td>0</td> <td>0%</td> </tr> </tbody> </table>	Choice	Number	Percentage	Strongly Agree	11	68.75%	Agree	3	18.75%	Uncertain	0	0%	Disagree	0	0%	Strongly Disagree	0	0%	 <p>78.6%</p> <ul style="list-style-type: none"> ● Stron... ● Agree
Choice	Number	Percentage																			
Strongly Agree	11	68.75%																			
Agree	3	18.75%																			
Uncertain	0	0%																			
Disagree	0	0%																			
Strongly Disagree	0	0%																			
22	The instructor was responsive to student needs and problems	<table border="1"> <thead> <tr> <th>Choice</th> <th>Number</th> <th>Percentage</th> </tr> </thead> <tbody> <tr> <td>Strongly Agree</td> <td>13</td> <td>81.25%</td> </tr> <tr> <td>Agree</td> <td>1</td> <td>6.25%</td> </tr> <tr> <td>Uncertain</td> <td>0</td> <td>0%</td> </tr> <tr> <td>Disagree</td> <td>0</td> <td>0%</td> </tr> <tr> <td>Strongly Disagree</td> <td>0</td> <td>0%</td> </tr> </tbody> </table>	Choice	Number	Percentage	Strongly Agree	13	81.25%	Agree	1	6.25%	Uncertain	0	0%	Disagree	0	0%	Strongly Disagree	0	0%	 <p>92.9%</p> <ul style="list-style-type: none"> ● Stron... ● Agree
Choice	Number	Percentage																			
Strongly Agree	13	81.25%																			
Agree	1	6.25%																			
Uncertain	0	0%																			
Disagree	0	0%																			
Strongly Disagree	0	0%																			
23	Had the instructor been regular throughout the course	<table border="1"> <thead> <tr> <th>Choice</th> <th>Number</th> <th>Percentage</th> </tr> </thead> <tbody> <tr> <td>Strongly Agree</td> <td>11</td> <td>68.75%</td> </tr> <tr> <td>Agree</td> <td>3</td> <td>18.75%</td> </tr> <tr> <td>Uncertain</td> <td>0</td> <td>0%</td> </tr> <tr> <td>Disagree</td> <td>0</td> <td>0%</td> </tr> <tr> <td>Strongly Disagree</td> <td>0</td> <td>0%</td> </tr> </tbody> </table>	Choice	Number	Percentage	Strongly Agree	11	68.75%	Agree	3	18.75%	Uncertain	0	0%	Disagree	0	0%	Strongly Disagree	0	0%	 <p>78.6%</p> <ul style="list-style-type: none"> ● Stron... ● Agree
Choice	Number	Percentage																			
Strongly Agree	11	68.75%																			
Agree	3	18.75%																			
Uncertain	0	0%																			
Disagree	0	0%																			
Strongly Disagree	0	0%																			
24	The material in the tutorials was useful	<table border="1"> <thead> <tr> <th>Choice</th> <th>Number</th> <th>Percentage</th> </tr> </thead> <tbody> <tr> <td>Strongly Agree</td> <td>12</td> <td>75%</td> </tr> <tr> <td>Agree</td> <td>2</td> <td>12.5%</td> </tr> <tr> <td>Uncertain</td> <td>0</td> <td>0%</td> </tr> <tr> <td>Disagree</td> <td>0</td> <td>0%</td> </tr> <tr> <td>Strongly Disagree</td> <td>0</td> <td>0%</td> </tr> </tbody> </table>	Choice	Number	Percentage	Strongly Agree	12	75%	Agree	2	12.5%	Uncertain	0	0%	Disagree	0	0%	Strongly Disagree	0	0%	 <p>85.7%</p> <ul style="list-style-type: none"> ● Stron... ● Agree
Choice	Number	Percentage																			
Strongly Agree	12	75%																			
Agree	2	12.5%																			
Uncertain	0	0%																			
Disagree	0	0%																			
Strongly Disagree	0	0%																			

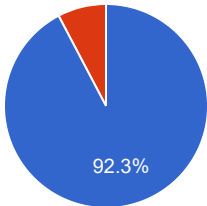
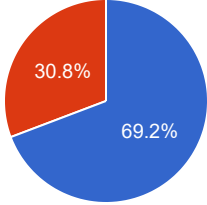
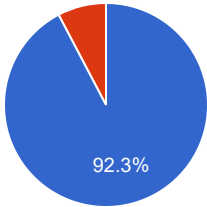
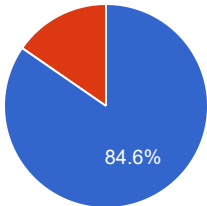
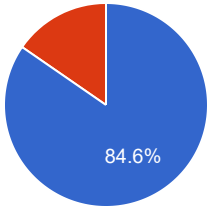
25	I was happy with the amount of work needed for tutorials	<table border="1"> <thead> <tr> <th>Choice</th> <th>Number</th> <th>Percentage</th> </tr> </thead> <tbody> <tr> <td>Strongly Agree</td> <td>11</td> <td>68.75%</td> </tr> <tr> <td>Agree</td> <td>3</td> <td>18.75%</td> </tr> <tr> <td>Uncertain</td> <td>0</td> <td>0%</td> </tr> <tr> <td>Disagree</td> <td>0</td> <td>0%</td> </tr> <tr> <td>Strongly Disagree</td> <td>0</td> <td>0%</td> </tr> </tbody> </table>	Choice	Number	Percentage	Strongly Agree	11	68.75%	Agree	3	18.75%	Uncertain	0	0%	Disagree	0	0%	Strongly Disagree	0	0%	 <p>● Stron... ● Agree</p>
Choice	Number	Percentage																			
Strongly Agree	11	68.75%																			
Agree	3	18.75%																			
Uncertain	0	0%																			
Disagree	0	0%																			
Strongly Disagree	0	0%																			
26	The tutor dealt effectively with my problems	<table border="1"> <thead> <tr> <th>Choice</th> <th>Number</th> <th>Percentage</th> </tr> </thead> <tbody> <tr> <td>Strongly Agree</td> <td>12</td> <td>75%</td> </tr> <tr> <td>Agree</td> <td>2</td> <td>12.5%</td> </tr> <tr> <td>Uncertain</td> <td>0</td> <td>0%</td> </tr> <tr> <td>Disagree</td> <td>0</td> <td>0%</td> </tr> <tr> <td>Strongly Disagree</td> <td>0</td> <td>0%</td> </tr> </tbody> </table>	Choice	Number	Percentage	Strongly Agree	12	75%	Agree	2	12.5%	Uncertain	0	0%	Disagree	0	0%	Strongly Disagree	0	0%	 <p>● Stron... ● Agree</p>
Choice	Number	Percentage																			
Strongly Agree	12	75%																			
Agree	2	12.5%																			
Uncertain	0	0%																			
Disagree	0	0%																			
Strongly Disagree	0	0%																			
27	The material in the practicals was useful	<table border="1"> <thead> <tr> <th>Choice</th> <th>Number</th> <th>Percentage</th> </tr> </thead> <tbody> <tr> <td>Strongly Agree</td> <td>12</td> <td>75%</td> </tr> <tr> <td>Agree</td> <td>2</td> <td>12.5%</td> </tr> <tr> <td>Uncertain</td> <td>0</td> <td>0%</td> </tr> <tr> <td>Disagree</td> <td>0</td> <td>0%</td> </tr> <tr> <td>Strongly Disagree</td> <td>0</td> <td>0%</td> </tr> </tbody> </table>	Choice	Number	Percentage	Strongly Agree	12	75%	Agree	2	12.5%	Uncertain	0	0%	Disagree	0	0%	Strongly Disagree	0	0%	 <p>● Stron... ● Agree</p>
Choice	Number	Percentage																			
Strongly Agree	12	75%																			
Agree	2	12.5%																			
Uncertain	0	0%																			
Disagree	0	0%																			
Strongly Disagree	0	0%																			
28	The demonstrators dealt effectively with my problems	<table border="1"> <thead> <tr> <th>Choice</th> <th>Number</th> <th>Percentage</th> </tr> </thead> <tbody> <tr> <td>Strongly Agree</td> <td>12</td> <td>75%</td> </tr> <tr> <td>Agree</td> <td>2</td> <td>12.5%</td> </tr> <tr> <td>Uncertain</td> <td>0</td> <td>0%</td> </tr> <tr> <td>Disagree</td> <td>0</td> <td>0%</td> </tr> <tr> <td>Strongly Disagree</td> <td>0</td> <td>0%</td> </tr> </tbody> </table>	Choice	Number	Percentage	Strongly Agree	12	75%	Agree	2	12.5%	Uncertain	0	0%	Disagree	0	0%	Strongly Disagree	0	0%	 <p>● Stron... ● Agree</p>
Choice	Number	Percentage																			
Strongly Agree	12	75%																			
Agree	2	12.5%																			
Uncertain	0	0%																			
Disagree	0	0%																			
Strongly Disagree	0	0%																			
29	The best features of the Course were	<p>nice GOOD good . . c No comments Good Good Good ok . good ok g</p>																			

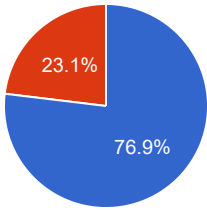
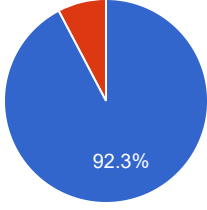
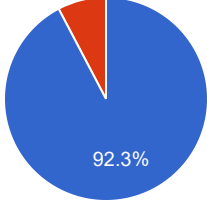
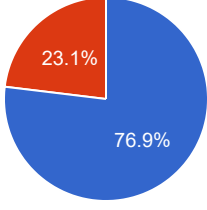
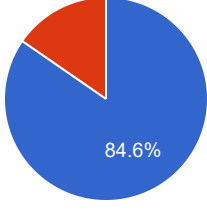
30	The Course could have been improved by	fahaad GOOD good . . xf No comments Good Good Good ok . yes ok g
31	The University does not tolerate discrimination on any irrelevant distinction (e.g. race, age, gender) and is committed to work with diversity in a wholly positive way. Please indicate below anything in relation to this Course which may run counter to this objective	nice GOOD good . . fg No comments Good Good Good ok yes ok g

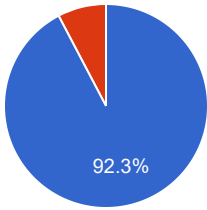
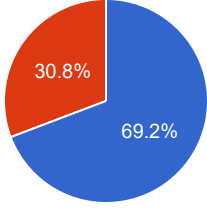
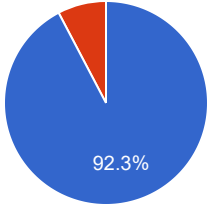
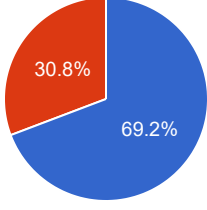
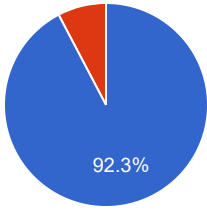
Course Evaluation - Program: 0254

Teacher Name: HAZRAT BILAL		Course ID: CT-304 Course Title: Irrigation & Hydraulic Structures		Session: 2018 Fall																			
Shift: After noon -- Section:		Total Strength: 35		Attempted: 18																			
S.No	Question	Opinions			Chart																		
1	The course objectives were clear	<table border="1"> <thead> <tr> <th>Choice</th> <th>Number</th> <th>Percentage</th> </tr> </thead> <tbody> <tr> <td>Strongly Agree</td> <td>11</td> <td>61.11%</td> </tr> <tr> <td>Agree</td> <td>2</td> <td>11.11%</td> </tr> <tr> <td>Uncertain</td> <td>0</td> <td>0%</td> </tr> <tr> <td>Disagree</td> <td>0</td> <td>0%</td> </tr> <tr> <td>Strongly Disagree</td> <td>0</td> <td>0%</td> </tr> </tbody> </table>	Choice	Number	Percentage	Strongly Agree	11	61.11%	Agree	2	11.11%	Uncertain	0	0%	Disagree	0	0%	Strongly Disagree	0	0%	<p>A pie chart representing the distribution of responses for the question 'The course objectives were clear'. The chart is divided into two segments: a large blue segment representing 'Strongly Agree' at 84.6%, and a smaller red segment representing 'Agree' at 11.11%. The remaining categories (Uncertain, Disagree, Strongly Disagree) are not visible as they represent 0%.</p>		
Choice	Number	Percentage																					
Strongly Agree	11	61.11%																					
Agree	2	11.11%																					
Uncertain	0	0%																					
Disagree	0	0%																					
Strongly Disagree	0	0%																					
2	The Course workload was manageable	<table border="1"> <thead> <tr> <th>Choice</th> <th>Number</th> <th>Percentage</th> </tr> </thead> <tbody> <tr> <td>Strongly Agree</td> <td>11</td> <td>61.11%</td> </tr> <tr> <td>Agree</td> <td>2</td> <td>11.11%</td> </tr> <tr> <td>Uncertain</td> <td>0</td> <td>0%</td> </tr> <tr> <td>Disagree</td> <td>0</td> <td>0%</td> </tr> <tr> <td>Strongly Disagree</td> <td>0</td> <td>0%</td> </tr> </tbody> </table>	Choice	Number	Percentage	Strongly Agree	11	61.11%	Agree	2	11.11%	Uncertain	0	0%	Disagree	0	0%	Strongly Disagree	0	0%	<p>A pie chart representing the distribution of responses for the question 'The Course workload was manageable'. The chart is divided into two segments: a large blue segment representing 'Strongly Agree' at 84.6%, and a smaller red segment representing 'Agree' at 11.11%. The remaining categories (Uncertain, Disagree, Strongly Disagree) are not visible as they represent 0%.</p>		
Choice	Number	Percentage																					
Strongly Agree	11	61.11%																					
Agree	2	11.11%																					
Uncertain	0	0%																					
Disagree	0	0%																					
Strongly Disagree	0	0%																					
3	The Course was well organized (e.g. timely access to materials, notification of changes, etc.)	<table border="1"> <thead> <tr> <th>Choice</th> <th>Number</th> <th>Percentage</th> </tr> </thead> <tbody> <tr> <td>Strongly Agree</td> <td>11</td> <td>61.11%</td> </tr> <tr> <td>Agree</td> <td>2</td> <td>11.11%</td> </tr> <tr> <td>Uncertain</td> <td>0</td> <td>0%</td> </tr> <tr> <td>Disagree</td> <td>0</td> <td>0%</td> </tr> <tr> <td>Strongly Disagree</td> <td>0</td> <td>0%</td> </tr> </tbody> </table>	Choice	Number	Percentage	Strongly Agree	11	61.11%	Agree	2	11.11%	Uncertain	0	0%	Disagree	0	0%	Strongly Disagree	0	0%	<p>A pie chart representing the distribution of responses for the question 'The Course was well organized (e.g. timely access to materials, notification of changes, etc.)'. The chart is divided into two segments: a large blue segment representing 'Strongly Agree' at 84.6%, and a smaller red segment representing 'Agree' at 11.11%. The remaining categories (Uncertain, Disagree, Strongly Disagree) are not visible as they represent 0%.</p>		
Choice	Number	Percentage																					
Strongly Agree	11	61.11%																					
Agree	2	11.11%																					
Uncertain	0	0%																					
Disagree	0	0%																					
Strongly Disagree	0	0%																					
4	I participated actively in the Course	<table border="1"> <thead> <tr> <th>Choice</th> <th>Number</th> <th>Percentage</th> </tr> </thead> <tbody> <tr> <td>Strongly Agree</td> <td>11</td> <td>61.11%</td> </tr> <tr> <td>Agree</td> <td>2</td> <td>11.11%</td> </tr> <tr> <td>Uncertain</td> <td>0</td> <td>0%</td> </tr> <tr> <td>Disagree</td> <td>0</td> <td>0%</td> </tr> <tr> <td>Strongly Disagree</td> <td>0</td> <td>0%</td> </tr> </tbody> </table>	Choice	Number	Percentage	Strongly Agree	11	61.11%	Agree	2	11.11%	Uncertain	0	0%	Disagree	0	0%	Strongly Disagree	0	0%	<p>A pie chart representing the distribution of responses for the question 'I participated actively in the Course'. The chart is divided into two segments: a large blue segment representing 'Strongly Agree' at 84.6%, and a smaller red segment representing 'Agree' at 11.11%. The remaining categories (Uncertain, Disagree, Strongly Disagree) are not visible as they represent 0%.</p>		
Choice	Number	Percentage																					
Strongly Agree	11	61.11%																					
Agree	2	11.11%																					
Uncertain	0	0%																					
Disagree	0	0%																					
Strongly Disagree	0	0%																					

5	I think I have made progress in this Course	<table border="1"> <thead> <tr> <th>Choice</th> <th>Number</th> <th>Percentage</th> </tr> </thead> <tbody> <tr> <td>Strongly Agree</td> <td>10</td> <td>55.56%</td> </tr> <tr> <td>Agree</td> <td>3</td> <td>16.67%</td> </tr> <tr> <td>Uncertain</td> <td>0</td> <td>0%</td> </tr> <tr> <td>Disagree</td> <td>0</td> <td>0%</td> </tr> <tr> <td>Strongly Disagree</td> <td>0</td> <td>0%</td> </tr> </tbody> </table>	Choice	Number	Percentage	Strongly Agree	10	55.56%	Agree	3	16.67%	Uncertain	0	0%	Disagree	0	0%	Strongly Disagree	0	0%	 <p>● Stron... ● Agree</p>
Choice	Number	Percentage																			
Strongly Agree	10	55.56%																			
Agree	3	16.67%																			
Uncertain	0	0%																			
Disagree	0	0%																			
Strongly Disagree	0	0%																			
6	I think the Course was well structured to achieve the learning outcomes (there was a good balance of lectures, tutorials, practical etc.)	<table border="1"> <thead> <tr> <th>Choice</th> <th>Number</th> <th>Percentage</th> </tr> </thead> <tbody> <tr> <td>Strongly Agree</td> <td>12</td> <td>66.67%</td> </tr> <tr> <td>Agree</td> <td>1</td> <td>5.56%</td> </tr> <tr> <td>Uncertain</td> <td>0</td> <td>0%</td> </tr> <tr> <td>Disagree</td> <td>0</td> <td>0%</td> </tr> <tr> <td>Strongly Disagree</td> <td>0</td> <td>0%</td> </tr> </tbody> </table>	Choice	Number	Percentage	Strongly Agree	12	66.67%	Agree	1	5.56%	Uncertain	0	0%	Disagree	0	0%	Strongly Disagree	0	0%	 <p>● Stron... ● Agree</p>
Choice	Number	Percentage																			
Strongly Agree	12	66.67%																			
Agree	1	5.56%																			
Uncertain	0	0%																			
Disagree	0	0%																			
Strongly Disagree	0	0%																			
7	The learning and teaching methods encouraged participation	<table border="1"> <thead> <tr> <th>Choice</th> <th>Number</th> <th>Percentage</th> </tr> </thead> <tbody> <tr> <td>Strongly Agree</td> <td>9</td> <td>50%</td> </tr> <tr> <td>Agree</td> <td>4</td> <td>22.22%</td> </tr> <tr> <td>Uncertain</td> <td>0</td> <td>0%</td> </tr> <tr> <td>Disagree</td> <td>0</td> <td>0%</td> </tr> <tr> <td>Strongly Disagree</td> <td>0</td> <td>0%</td> </tr> </tbody> </table>	Choice	Number	Percentage	Strongly Agree	9	50%	Agree	4	22.22%	Uncertain	0	0%	Disagree	0	0%	Strongly Disagree	0	0%	 <p>● Stron... ● Agree</p>
Choice	Number	Percentage																			
Strongly Agree	9	50%																			
Agree	4	22.22%																			
Uncertain	0	0%																			
Disagree	0	0%																			
Strongly Disagree	0	0%																			
8	The overall environment in the class was conducive to learning	<table border="1"> <thead> <tr> <th>Choice</th> <th>Number</th> <th>Percentage</th> </tr> </thead> <tbody> <tr> <td>Strongly Agree</td> <td>12</td> <td>66.67%</td> </tr> <tr> <td>Agree</td> <td>1</td> <td>5.56%</td> </tr> <tr> <td>Uncertain</td> <td>0</td> <td>0%</td> </tr> <tr> <td>Disagree</td> <td>0</td> <td>0%</td> </tr> <tr> <td>Strongly Disagree</td> <td>0</td> <td>0%</td> </tr> </tbody> </table>	Choice	Number	Percentage	Strongly Agree	12	66.67%	Agree	1	5.56%	Uncertain	0	0%	Disagree	0	0%	Strongly Disagree	0	0%	 <p>● Stron... ● Agree</p>
Choice	Number	Percentage																			
Strongly Agree	12	66.67%																			
Agree	1	5.56%																			
Uncertain	0	0%																			
Disagree	0	0%																			
Strongly Disagree	0	0%																			
9	Classrooms were satisfactory	<table border="1"> <thead> <tr> <th>Choice</th> <th>Number</th> <th>Percentage</th> </tr> </thead> <tbody> <tr> <td>Strongly Agree</td> <td>10</td> <td>55.56%</td> </tr> <tr> <td>Agree</td> <td>3</td> <td>16.67%</td> </tr> <tr> <td>Uncertain</td> <td>0</td> <td>0%</td> </tr> <tr> <td>Disagree</td> <td>0</td> <td>0%</td> </tr> <tr> <td>Strongly Disagree</td> <td>0</td> <td>0%</td> </tr> </tbody> </table>	Choice	Number	Percentage	Strongly Agree	10	55.56%	Agree	3	16.67%	Uncertain	0	0%	Disagree	0	0%	Strongly Disagree	0	0%	 <p>● Stron... ● Agree</p>
Choice	Number	Percentage																			
Strongly Agree	10	55.56%																			
Agree	3	16.67%																			
Uncertain	0	0%																			
Disagree	0	0%																			
Strongly Disagree	0	0%																			

10	Learning materials (Lesson Plans, Course Notes etc.) were relevant and useful	<table border="1"> <thead> <tr> <th>Choice</th> <th>Number</th> <th>Percentage</th> </tr> </thead> <tbody> <tr> <td>Strongly Agree</td> <td>12</td> <td>66.67%</td> </tr> <tr> <td>Agree</td> <td>1</td> <td>5.56%</td> </tr> <tr> <td>Uncertain</td> <td>0</td> <td>0%</td> </tr> <tr> <td>Disagree</td> <td>0</td> <td>0%</td> </tr> <tr> <td>Strongly Disagree</td> <td>0</td> <td>0%</td> </tr> </tbody> </table>	Choice	Number	Percentage	Strongly Agree	12	66.67%	Agree	1	5.56%	Uncertain	0	0%	Disagree	0	0%	Strongly Disagree	0	0%	 <p>92.3%</p> <ul style="list-style-type: none"> ● Stron... ● Agree
Choice	Number	Percentage																			
Strongly Agree	12	66.67%																			
Agree	1	5.56%																			
Uncertain	0	0%																			
Disagree	0	0%																			
Strongly Disagree	0	0%																			
11	Recommended reading Books etc. were relevant and appropriate	<table border="1"> <thead> <tr> <th>Choice</th> <th>Number</th> <th>Percentage</th> </tr> </thead> <tbody> <tr> <td>Strongly Agree</td> <td>9</td> <td>50%</td> </tr> <tr> <td>Agree</td> <td>4</td> <td>22.22%</td> </tr> <tr> <td>Uncertain</td> <td>0</td> <td>0%</td> </tr> <tr> <td>Disagree</td> <td>0</td> <td>0%</td> </tr> <tr> <td>Strongly Disagree</td> <td>0</td> <td>0%</td> </tr> </tbody> </table>	Choice	Number	Percentage	Strongly Agree	9	50%	Agree	4	22.22%	Uncertain	0	0%	Disagree	0	0%	Strongly Disagree	0	0%	 <p>69.2%</p> <ul style="list-style-type: none"> ● Stron... ● Agree
Choice	Number	Percentage																			
Strongly Agree	9	50%																			
Agree	4	22.22%																			
Uncertain	0	0%																			
Disagree	0	0%																			
Strongly Disagree	0	0%																			
12	The provision of learning resources in the library was adequate and appropriate	<table border="1"> <thead> <tr> <th>Choice</th> <th>Number</th> <th>Percentage</th> </tr> </thead> <tbody> <tr> <td>Strongly Agree</td> <td>12</td> <td>66.67%</td> </tr> <tr> <td>Agree</td> <td>1</td> <td>5.56%</td> </tr> <tr> <td>Uncertain</td> <td>0</td> <td>0%</td> </tr> <tr> <td>Disagree</td> <td>0</td> <td>0%</td> </tr> <tr> <td>Strongly Disagree</td> <td>0</td> <td>0%</td> </tr> </tbody> </table>	Choice	Number	Percentage	Strongly Agree	12	66.67%	Agree	1	5.56%	Uncertain	0	0%	Disagree	0	0%	Strongly Disagree	0	0%	 <p>92.3%</p> <ul style="list-style-type: none"> ● Stron... ● Agree
Choice	Number	Percentage																			
Strongly Agree	12	66.67%																			
Agree	1	5.56%																			
Uncertain	0	0%																			
Disagree	0	0%																			
Strongly Disagree	0	0%																			
13	The provision of learning resources on the Web was adequate and appropriate (if relevant)	<table border="1"> <thead> <tr> <th>Choice</th> <th>Number</th> <th>Percentage</th> </tr> </thead> <tbody> <tr> <td>Strongly Agree</td> <td>11</td> <td>61.11%</td> </tr> <tr> <td>Agree</td> <td>2</td> <td>11.11%</td> </tr> <tr> <td>Uncertain</td> <td>0</td> <td>0%</td> </tr> <tr> <td>Disagree</td> <td>0</td> <td>0%</td> </tr> <tr> <td>Strongly Disagree</td> <td>0</td> <td>0%</td> </tr> </tbody> </table>	Choice	Number	Percentage	Strongly Agree	11	61.11%	Agree	2	11.11%	Uncertain	0	0%	Disagree	0	0%	Strongly Disagree	0	0%	 <p>84.6%</p> <ul style="list-style-type: none"> ● Stron... ● Agree
Choice	Number	Percentage																			
Strongly Agree	11	61.11%																			
Agree	2	11.11%																			
Uncertain	0	0%																			
Disagree	0	0%																			
Strongly Disagree	0	0%																			
14	The Course stimulated my interest and thought on the subject area	<table border="1"> <thead> <tr> <th>Choice</th> <th>Number</th> <th>Percentage</th> </tr> </thead> <tbody> <tr> <td>Strongly Agree</td> <td>11</td> <td>61.11%</td> </tr> <tr> <td>Agree</td> <td>2</td> <td>11.11%</td> </tr> <tr> <td>Uncertain</td> <td>0</td> <td>0%</td> </tr> <tr> <td>Disagree</td> <td>0</td> <td>0%</td> </tr> <tr> <td>Strongly Disagree</td> <td>0</td> <td>0%</td> </tr> </tbody> </table>	Choice	Number	Percentage	Strongly Agree	11	61.11%	Agree	2	11.11%	Uncertain	0	0%	Disagree	0	0%	Strongly Disagree	0	0%	 <p>84.6%</p> <ul style="list-style-type: none"> ● Stron... ● Agree
Choice	Number	Percentage																			
Strongly Agree	11	61.11%																			
Agree	2	11.11%																			
Uncertain	0	0%																			
Disagree	0	0%																			
Strongly Disagree	0	0%																			

15	The pace of the Course was appropriate	<table border="1"> <thead> <tr> <th>Choice</th> <th>Number</th> <th>Percentage</th> </tr> </thead> <tbody> <tr> <td>Strongly Agree</td> <td>10</td> <td>55.56%</td> </tr> <tr> <td>Agree</td> <td>3</td> <td>16.67%</td> </tr> <tr> <td>Uncertain</td> <td>0</td> <td>0%</td> </tr> <tr> <td>Disagree</td> <td>0</td> <td>0%</td> </tr> <tr> <td>Strongly Disagree</td> <td>0</td> <td>0%</td> </tr> </tbody> </table>	Choice	Number	Percentage	Strongly Agree	10	55.56%	Agree	3	16.67%	Uncertain	0	0%	Disagree	0	0%	Strongly Disagree	0	0%	 <p>● Stron... ● Agree</p>
Choice	Number	Percentage																			
Strongly Agree	10	55.56%																			
Agree	3	16.67%																			
Uncertain	0	0%																			
Disagree	0	0%																			
Strongly Disagree	0	0%																			
16	Ideas and concepts were presented clearly	<table border="1"> <thead> <tr> <th>Choice</th> <th>Number</th> <th>Percentage</th> </tr> </thead> <tbody> <tr> <td>Strongly Agree</td> <td>12</td> <td>66.67%</td> </tr> <tr> <td>Agree</td> <td>1</td> <td>5.56%</td> </tr> <tr> <td>Uncertain</td> <td>0</td> <td>0%</td> </tr> <tr> <td>Disagree</td> <td>0</td> <td>0%</td> </tr> <tr> <td>Strongly Disagree</td> <td>0</td> <td>0%</td> </tr> </tbody> </table>	Choice	Number	Percentage	Strongly Agree	12	66.67%	Agree	1	5.56%	Uncertain	0	0%	Disagree	0	0%	Strongly Disagree	0	0%	 <p>● Stron... ● Agree</p>
Choice	Number	Percentage																			
Strongly Agree	12	66.67%																			
Agree	1	5.56%																			
Uncertain	0	0%																			
Disagree	0	0%																			
Strongly Disagree	0	0%																			
17	The method of assessment were reasonable	<table border="1"> <thead> <tr> <th>Choice</th> <th>Number</th> <th>Percentage</th> </tr> </thead> <tbody> <tr> <td>Strongly Agree</td> <td>12</td> <td>66.67%</td> </tr> <tr> <td>Agree</td> <td>1</td> <td>5.56%</td> </tr> <tr> <td>Uncertain</td> <td>0</td> <td>0%</td> </tr> <tr> <td>Disagree</td> <td>0</td> <td>0%</td> </tr> <tr> <td>Strongly Disagree</td> <td>0</td> <td>0%</td> </tr> </tbody> </table>	Choice	Number	Percentage	Strongly Agree	12	66.67%	Agree	1	5.56%	Uncertain	0	0%	Disagree	0	0%	Strongly Disagree	0	0%	 <p>● Stron... ● Agree</p>
Choice	Number	Percentage																			
Strongly Agree	12	66.67%																			
Agree	1	5.56%																			
Uncertain	0	0%																			
Disagree	0	0%																			
Strongly Disagree	0	0%																			
18	Feedback on assessment was timely	<table border="1"> <thead> <tr> <th>Choice</th> <th>Number</th> <th>Percentage</th> </tr> </thead> <tbody> <tr> <td>Strongly Agree</td> <td>10</td> <td>55.56%</td> </tr> <tr> <td>Agree</td> <td>3</td> <td>16.67%</td> </tr> <tr> <td>Uncertain</td> <td>0</td> <td>0%</td> </tr> <tr> <td>Disagree</td> <td>0</td> <td>0%</td> </tr> <tr> <td>Strongly Disagree</td> <td>0</td> <td>0%</td> </tr> </tbody> </table>	Choice	Number	Percentage	Strongly Agree	10	55.56%	Agree	3	16.67%	Uncertain	0	0%	Disagree	0	0%	Strongly Disagree	0	0%	 <p>● Stron... ● Agree</p>
Choice	Number	Percentage																			
Strongly Agree	10	55.56%																			
Agree	3	16.67%																			
Uncertain	0	0%																			
Disagree	0	0%																			
Strongly Disagree	0	0%																			
19	Feedback on assessment was helpful	<table border="1"> <thead> <tr> <th>Choice</th> <th>Number</th> <th>Percentage</th> </tr> </thead> <tbody> <tr> <td>Strongly Agree</td> <td>11</td> <td>61.11%</td> </tr> <tr> <td>Agree</td> <td>2</td> <td>11.11%</td> </tr> <tr> <td>Uncertain</td> <td>0</td> <td>0%</td> </tr> <tr> <td>Disagree</td> <td>0</td> <td>0%</td> </tr> <tr> <td>Strongly Disagree</td> <td>0</td> <td>0%</td> </tr> </tbody> </table>	Choice	Number	Percentage	Strongly Agree	11	61.11%	Agree	2	11.11%	Uncertain	0	0%	Disagree	0	0%	Strongly Disagree	0	0%	 <p>● Stron... ● Agree</p>
Choice	Number	Percentage																			
Strongly Agree	11	61.11%																			
Agree	2	11.11%																			
Uncertain	0	0%																			
Disagree	0	0%																			
Strongly Disagree	0	0%																			

20	I understood the lectures	<table border="1"> <thead> <tr> <th>Choice</th> <th>Number</th> <th>Percentage</th> </tr> </thead> <tbody> <tr> <td>Strongly Agree</td> <td>12</td> <td>66.67%</td> </tr> <tr> <td>Agree</td> <td>1</td> <td>5.56%</td> </tr> <tr> <td>Uncertain</td> <td>0</td> <td>0%</td> </tr> <tr> <td>Disagree</td> <td>0</td> <td>0%</td> </tr> <tr> <td>Strongly Disagree</td> <td>0</td> <td>0%</td> </tr> </tbody> </table>	Choice	Number	Percentage	Strongly Agree	12	66.67%	Agree	1	5.56%	Uncertain	0	0%	Disagree	0	0%	Strongly Disagree	0	0%	 <p>92.3%</p> <ul style="list-style-type: none"> ● Stron... ● Agree
Choice	Number	Percentage																			
Strongly Agree	12	66.67%																			
Agree	1	5.56%																			
Uncertain	0	0%																			
Disagree	0	0%																			
Strongly Disagree	0	0%																			
21	The material was well organized and presented	<table border="1"> <thead> <tr> <th>Choice</th> <th>Number</th> <th>Percentage</th> </tr> </thead> <tbody> <tr> <td>Strongly Agree</td> <td>9</td> <td>50%</td> </tr> <tr> <td>Agree</td> <td>4</td> <td>22.22%</td> </tr> <tr> <td>Uncertain</td> <td>0</td> <td>0%</td> </tr> <tr> <td>Disagree</td> <td>0</td> <td>0%</td> </tr> <tr> <td>Strongly Disagree</td> <td>0</td> <td>0%</td> </tr> </tbody> </table>	Choice	Number	Percentage	Strongly Agree	9	50%	Agree	4	22.22%	Uncertain	0	0%	Disagree	0	0%	Strongly Disagree	0	0%	 <p>69.2%</p> <ul style="list-style-type: none"> ● Stron... ● Agree
Choice	Number	Percentage																			
Strongly Agree	9	50%																			
Agree	4	22.22%																			
Uncertain	0	0%																			
Disagree	0	0%																			
Strongly Disagree	0	0%																			
22	The instructor was responsive to student needs and problems	<table border="1"> <thead> <tr> <th>Choice</th> <th>Number</th> <th>Percentage</th> </tr> </thead> <tbody> <tr> <td>Strongly Agree</td> <td>12</td> <td>66.67%</td> </tr> <tr> <td>Agree</td> <td>1</td> <td>5.56%</td> </tr> <tr> <td>Uncertain</td> <td>0</td> <td>0%</td> </tr> <tr> <td>Disagree</td> <td>0</td> <td>0%</td> </tr> <tr> <td>Strongly Disagree</td> <td>0</td> <td>0%</td> </tr> </tbody> </table>	Choice	Number	Percentage	Strongly Agree	12	66.67%	Agree	1	5.56%	Uncertain	0	0%	Disagree	0	0%	Strongly Disagree	0	0%	 <p>92.3%</p> <ul style="list-style-type: none"> ● Stron... ● Agree
Choice	Number	Percentage																			
Strongly Agree	12	66.67%																			
Agree	1	5.56%																			
Uncertain	0	0%																			
Disagree	0	0%																			
Strongly Disagree	0	0%																			
23	Had the instructor been regular throughout the course	<table border="1"> <thead> <tr> <th>Choice</th> <th>Number</th> <th>Percentage</th> </tr> </thead> <tbody> <tr> <td>Strongly Agree</td> <td>9</td> <td>50%</td> </tr> <tr> <td>Agree</td> <td>4</td> <td>22.22%</td> </tr> <tr> <td>Uncertain</td> <td>0</td> <td>0%</td> </tr> <tr> <td>Disagree</td> <td>0</td> <td>0%</td> </tr> <tr> <td>Strongly Disagree</td> <td>0</td> <td>0%</td> </tr> </tbody> </table>	Choice	Number	Percentage	Strongly Agree	9	50%	Agree	4	22.22%	Uncertain	0	0%	Disagree	0	0%	Strongly Disagree	0	0%	 <p>69.2%</p> <ul style="list-style-type: none"> ● Stron... ● Agree
Choice	Number	Percentage																			
Strongly Agree	9	50%																			
Agree	4	22.22%																			
Uncertain	0	0%																			
Disagree	0	0%																			
Strongly Disagree	0	0%																			
24	The material in the tutorials was useful	<table border="1"> <thead> <tr> <th>Choice</th> <th>Number</th> <th>Percentage</th> </tr> </thead> <tbody> <tr> <td>Strongly Agree</td> <td>12</td> <td>66.67%</td> </tr> <tr> <td>Agree</td> <td>1</td> <td>5.56%</td> </tr> <tr> <td>Uncertain</td> <td>0</td> <td>0%</td> </tr> <tr> <td>Disagree</td> <td>0</td> <td>0%</td> </tr> <tr> <td>Strongly Disagree</td> <td>0</td> <td>0%</td> </tr> </tbody> </table>	Choice	Number	Percentage	Strongly Agree	12	66.67%	Agree	1	5.56%	Uncertain	0	0%	Disagree	0	0%	Strongly Disagree	0	0%	 <p>92.3%</p> <ul style="list-style-type: none"> ● Stron... ● Agree
Choice	Number	Percentage																			
Strongly Agree	12	66.67%																			
Agree	1	5.56%																			
Uncertain	0	0%																			
Disagree	0	0%																			
Strongly Disagree	0	0%																			

25	I was happy with the amount of work needed for tutorials	Choice	Number	Percentage	<p>● Stron... ● Agree</p>
		Strongly Agree	10	55.56%	
		Agree	3	16.67%	
		Uncertain	0	0%	
		Disagree	0	0%	
		Strongly Disagree	0	0%	

26	The tutor dealt effectively with my problems	Choice	Number	Percentage	<p>● Stron... ● Agree</p>
		Strongly Agree	12	66.67%	
		Agree	1	5.56%	
		Uncertain	0	0%	
		Disagree	0	0%	
		Strongly Disagree	0	0%	

27	The material in the practicals was useful	Choice	Number	Percentage	<p>● Stron... ● Agree</p>
		Strongly Agree	11	61.11%	
		Agree	2	11.11%	
		Uncertain	0	0%	
		Disagree	0	0%	
		Strongly Disagree	0	0%	

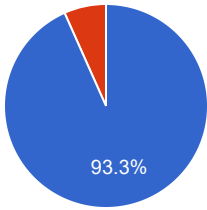
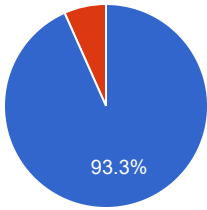
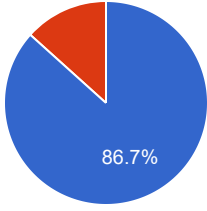
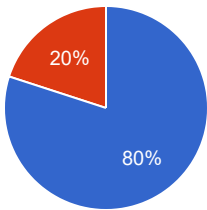
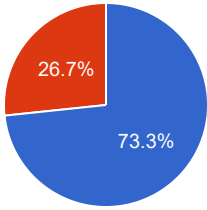
28	The demonstrators dealt effectively with my problems	Choice	Number	Percentage	<p>● Stron... ● Agree</p>
		Strongly Agree	12	66.67%	
		Agree	1	5.56%	
		Uncertain	0	0%	
		Disagree	0	0%	
		Strongly Disagree	0	0%	

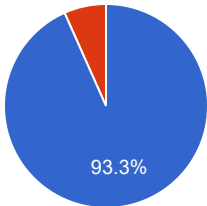
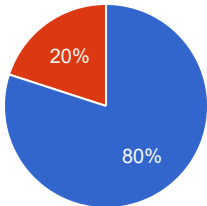
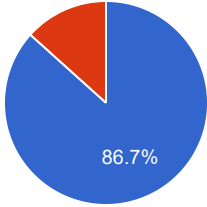
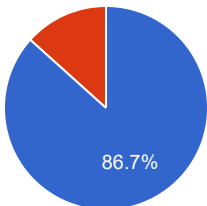
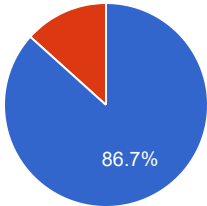
29	The best features of the Course were	nice			
		nice			
		nice			
		nice			
		nice			
		nice			
		nice			
		GOOD			
		good			
		.			
		.			
		c			
		No comments			
		Good			
		ok			
.					
good feature					
ok					

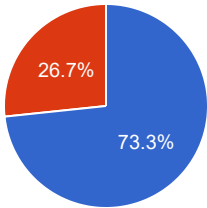
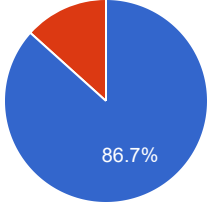
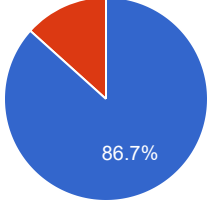
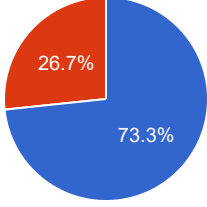
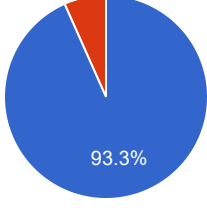
30	The Course could have been improved by	bilal sir bilal sir bilal sir bilal sir bilal sir bilal sir GOOD good . . f No comments Good ok . yes ok
31	The University does not tolerate discrimination on any irrelevant distinction (e.g. race, age, gender) and is committed to work with diversity in a wholly positive way. Please indicate below anything in relation to this Course which may run counter to this objective	nice nice nice nice nice nice GOOD good . . f No comments Good ok . yes ok

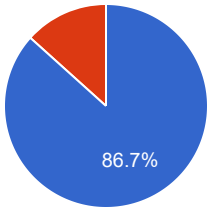
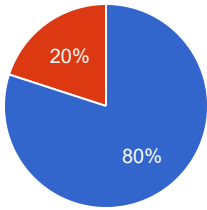
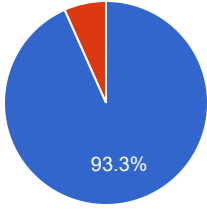
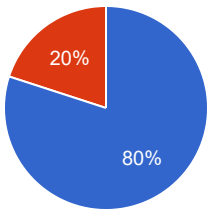
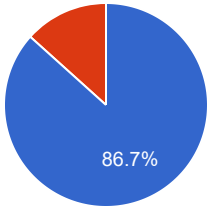
Course Evaluation - Program: 0254

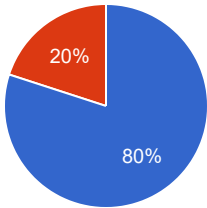
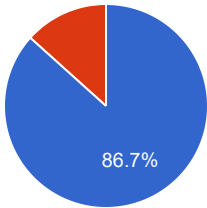
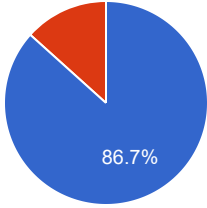
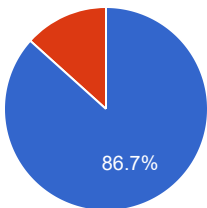
Teacher Name: HAZRAT BILAL		Course ID: CT-304(L) Course Title: Irrigation & Hydraulic Structures		Session: 2018 Fall																			
Shift: After noon -- Section:		Total Strength: 35		Attempted: 16																			
S.No	Question	Opinions			Chart																		
1	The course objectives were clear	<table border="1"> <thead> <tr> <th>Choice</th> <th>Number</th> <th>Percentage</th> </tr> </thead> <tbody> <tr> <td>Strongly Agree</td> <td>14</td> <td>87.5%</td> </tr> <tr> <td>Agree</td> <td>1</td> <td>6.25%</td> </tr> <tr> <td>Uncertain</td> <td>0</td> <td>0%</td> </tr> <tr> <td>Disagree</td> <td>0</td> <td>0%</td> </tr> <tr> <td>Strongly Disagree</td> <td>0</td> <td>0%</td> </tr> </tbody> </table>	Choice	Number	Percentage	Strongly Agree	14	87.5%	Agree	1	6.25%	Uncertain	0	0%	Disagree	0	0%	Strongly Disagree	0	0%	<p>93.3%</p>		
Choice	Number	Percentage																					
Strongly Agree	14	87.5%																					
Agree	1	6.25%																					
Uncertain	0	0%																					
Disagree	0	0%																					
Strongly Disagree	0	0%																					
2	The Course workload was manageable	<table border="1"> <thead> <tr> <th>Choice</th> <th>Number</th> <th>Percentage</th> </tr> </thead> <tbody> <tr> <td>Strongly Agree</td> <td>13</td> <td>81.25%</td> </tr> <tr> <td>Agree</td> <td>2</td> <td>12.5%</td> </tr> <tr> <td>Uncertain</td> <td>0</td> <td>0%</td> </tr> <tr> <td>Disagree</td> <td>0</td> <td>0%</td> </tr> <tr> <td>Strongly Disagree</td> <td>0</td> <td>0%</td> </tr> </tbody> </table>	Choice	Number	Percentage	Strongly Agree	13	81.25%	Agree	2	12.5%	Uncertain	0	0%	Disagree	0	0%	Strongly Disagree	0	0%	<p>86.7%</p>		
Choice	Number	Percentage																					
Strongly Agree	13	81.25%																					
Agree	2	12.5%																					
Uncertain	0	0%																					
Disagree	0	0%																					
Strongly Disagree	0	0%																					
3	The Course was well organized (e.g. timely access to materials, notification of changes, etc.)	<table border="1"> <thead> <tr> <th>Choice</th> <th>Number</th> <th>Percentage</th> </tr> </thead> <tbody> <tr> <td>Strongly Agree</td> <td>14</td> <td>87.5%</td> </tr> <tr> <td>Agree</td> <td>1</td> <td>6.25%</td> </tr> <tr> <td>Uncertain</td> <td>0</td> <td>0%</td> </tr> <tr> <td>Disagree</td> <td>0</td> <td>0%</td> </tr> <tr> <td>Strongly Disagree</td> <td>0</td> <td>0%</td> </tr> </tbody> </table>	Choice	Number	Percentage	Strongly Agree	14	87.5%	Agree	1	6.25%	Uncertain	0	0%	Disagree	0	0%	Strongly Disagree	0	0%	<p>93.3%</p>		
Choice	Number	Percentage																					
Strongly Agree	14	87.5%																					
Agree	1	6.25%																					
Uncertain	0	0%																					
Disagree	0	0%																					
Strongly Disagree	0	0%																					
4	I participated actively in the Course	<table border="1"> <thead> <tr> <th>Choice</th> <th>Number</th> <th>Percentage</th> </tr> </thead> <tbody> <tr> <td>Strongly Agree</td> <td>14</td> <td>87.5%</td> </tr> <tr> <td>Agree</td> <td>1</td> <td>6.25%</td> </tr> <tr> <td>Uncertain</td> <td>0</td> <td>0%</td> </tr> <tr> <td>Disagree</td> <td>0</td> <td>0%</td> </tr> <tr> <td>Strongly Disagree</td> <td>0</td> <td>0%</td> </tr> </tbody> </table>	Choice	Number	Percentage	Strongly Agree	14	87.5%	Agree	1	6.25%	Uncertain	0	0%	Disagree	0	0%	Strongly Disagree	0	0%	<p>93.3%</p>		
Choice	Number	Percentage																					
Strongly Agree	14	87.5%																					
Agree	1	6.25%																					
Uncertain	0	0%																					
Disagree	0	0%																					
Strongly Disagree	0	0%																					

5	I think I have made progress in this Course	<table border="1"> <thead> <tr> <th>Choice</th> <th>Number</th> <th>Percentage</th> </tr> </thead> <tbody> <tr> <td>Strongly Agree</td> <td>14</td> <td>87.5%</td> </tr> <tr> <td>Agree</td> <td>1</td> <td>6.25%</td> </tr> <tr> <td>Uncertain</td> <td>0</td> <td>0%</td> </tr> <tr> <td>Disagree</td> <td>0</td> <td>0%</td> </tr> <tr> <td>Strongly Disagree</td> <td>0</td> <td>0%</td> </tr> </tbody> </table>	Choice	Number	Percentage	Strongly Agree	14	87.5%	Agree	1	6.25%	Uncertain	0	0%	Disagree	0	0%	Strongly Disagree	0	0%	 <p>93.3%</p> <ul style="list-style-type: none"> ● Stron... ● Agree
Choice	Number	Percentage																			
Strongly Agree	14	87.5%																			
Agree	1	6.25%																			
Uncertain	0	0%																			
Disagree	0	0%																			
Strongly Disagree	0	0%																			
6	I think the Course was well structured to achieve the learning outcomes (there was a good balance of lectures, tutorials, practical etc.)	<table border="1"> <thead> <tr> <th>Choice</th> <th>Number</th> <th>Percentage</th> </tr> </thead> <tbody> <tr> <td>Strongly Agree</td> <td>14</td> <td>87.5%</td> </tr> <tr> <td>Agree</td> <td>1</td> <td>6.25%</td> </tr> <tr> <td>Uncertain</td> <td>0</td> <td>0%</td> </tr> <tr> <td>Disagree</td> <td>0</td> <td>0%</td> </tr> <tr> <td>Strongly Disagree</td> <td>0</td> <td>0%</td> </tr> </tbody> </table>	Choice	Number	Percentage	Strongly Agree	14	87.5%	Agree	1	6.25%	Uncertain	0	0%	Disagree	0	0%	Strongly Disagree	0	0%	 <p>93.3%</p> <ul style="list-style-type: none"> ● Stron... ● Agree
Choice	Number	Percentage																			
Strongly Agree	14	87.5%																			
Agree	1	6.25%																			
Uncertain	0	0%																			
Disagree	0	0%																			
Strongly Disagree	0	0%																			
7	The learning and teaching methods encouraged participation	<table border="1"> <thead> <tr> <th>Choice</th> <th>Number</th> <th>Percentage</th> </tr> </thead> <tbody> <tr> <td>Strongly Agree</td> <td>13</td> <td>81.25%</td> </tr> <tr> <td>Agree</td> <td>2</td> <td>12.5%</td> </tr> <tr> <td>Uncertain</td> <td>0</td> <td>0%</td> </tr> <tr> <td>Disagree</td> <td>0</td> <td>0%</td> </tr> <tr> <td>Strongly Disagree</td> <td>0</td> <td>0%</td> </tr> </tbody> </table>	Choice	Number	Percentage	Strongly Agree	13	81.25%	Agree	2	12.5%	Uncertain	0	0%	Disagree	0	0%	Strongly Disagree	0	0%	 <p>86.7%</p> <ul style="list-style-type: none"> ● Stron... ● Agree
Choice	Number	Percentage																			
Strongly Agree	13	81.25%																			
Agree	2	12.5%																			
Uncertain	0	0%																			
Disagree	0	0%																			
Strongly Disagree	0	0%																			
8	The overall environment in the class was conducive to learning	<table border="1"> <thead> <tr> <th>Choice</th> <th>Number</th> <th>Percentage</th> </tr> </thead> <tbody> <tr> <td>Strongly Agree</td> <td>12</td> <td>75%</td> </tr> <tr> <td>Agree</td> <td>3</td> <td>18.75%</td> </tr> <tr> <td>Uncertain</td> <td>0</td> <td>0%</td> </tr> <tr> <td>Disagree</td> <td>0</td> <td>0%</td> </tr> <tr> <td>Strongly Disagree</td> <td>0</td> <td>0%</td> </tr> </tbody> </table>	Choice	Number	Percentage	Strongly Agree	12	75%	Agree	3	18.75%	Uncertain	0	0%	Disagree	0	0%	Strongly Disagree	0	0%	 <p>80%</p> <p>20%</p> <ul style="list-style-type: none"> ● Stron... ● Agree
Choice	Number	Percentage																			
Strongly Agree	12	75%																			
Agree	3	18.75%																			
Uncertain	0	0%																			
Disagree	0	0%																			
Strongly Disagree	0	0%																			
9	Classrooms were satisfactory	<table border="1"> <thead> <tr> <th>Choice</th> <th>Number</th> <th>Percentage</th> </tr> </thead> <tbody> <tr> <td>Strongly Agree</td> <td>11</td> <td>68.75%</td> </tr> <tr> <td>Agree</td> <td>4</td> <td>25%</td> </tr> <tr> <td>Uncertain</td> <td>0</td> <td>0%</td> </tr> <tr> <td>Disagree</td> <td>0</td> <td>0%</td> </tr> <tr> <td>Strongly Disagree</td> <td>0</td> <td>0%</td> </tr> </tbody> </table>	Choice	Number	Percentage	Strongly Agree	11	68.75%	Agree	4	25%	Uncertain	0	0%	Disagree	0	0%	Strongly Disagree	0	0%	 <p>73.3%</p> <p>26.7%</p> <ul style="list-style-type: none"> ● Stron... ● Agree
Choice	Number	Percentage																			
Strongly Agree	11	68.75%																			
Agree	4	25%																			
Uncertain	0	0%																			
Disagree	0	0%																			
Strongly Disagree	0	0%																			

10	Learning materials (Lesson Plans, Course Notes etc.) were relevant and useful	<table border="1"> <thead> <tr> <th>Choice</th> <th>Number</th> <th>Percentage</th> </tr> </thead> <tbody> <tr> <td>Strongly Agree</td> <td>14</td> <td>87.5%</td> </tr> <tr> <td>Agree</td> <td>1</td> <td>6.25%</td> </tr> <tr> <td>Uncertain</td> <td>0</td> <td>0%</td> </tr> <tr> <td>Disagree</td> <td>0</td> <td>0%</td> </tr> <tr> <td>Strongly Disagree</td> <td>0</td> <td>0%</td> </tr> </tbody> </table>	Choice	Number	Percentage	Strongly Agree	14	87.5%	Agree	1	6.25%	Uncertain	0	0%	Disagree	0	0%	Strongly Disagree	0	0%	 <p>93.3%</p> <ul style="list-style-type: none"> ● Stron... ● Agree
Choice	Number	Percentage																			
Strongly Agree	14	87.5%																			
Agree	1	6.25%																			
Uncertain	0	0%																			
Disagree	0	0%																			
Strongly Disagree	0	0%																			
11	Recommended reading Books etc. were relevant and appropriate	<table border="1"> <thead> <tr> <th>Choice</th> <th>Number</th> <th>Percentage</th> </tr> </thead> <tbody> <tr> <td>Strongly Agree</td> <td>12</td> <td>75%</td> </tr> <tr> <td>Agree</td> <td>3</td> <td>18.75%</td> </tr> <tr> <td>Uncertain</td> <td>0</td> <td>0%</td> </tr> <tr> <td>Disagree</td> <td>0</td> <td>0%</td> </tr> <tr> <td>Strongly Disagree</td> <td>0</td> <td>0%</td> </tr> </tbody> </table>	Choice	Number	Percentage	Strongly Agree	12	75%	Agree	3	18.75%	Uncertain	0	0%	Disagree	0	0%	Strongly Disagree	0	0%	 <p>80%</p> <ul style="list-style-type: none"> ● Stron... ● Agree
Choice	Number	Percentage																			
Strongly Agree	12	75%																			
Agree	3	18.75%																			
Uncertain	0	0%																			
Disagree	0	0%																			
Strongly Disagree	0	0%																			
12	The provision of learning resources in the library was adequate and appropriate	<table border="1"> <thead> <tr> <th>Choice</th> <th>Number</th> <th>Percentage</th> </tr> </thead> <tbody> <tr> <td>Strongly Agree</td> <td>13</td> <td>81.25%</td> </tr> <tr> <td>Agree</td> <td>2</td> <td>12.5%</td> </tr> <tr> <td>Uncertain</td> <td>0</td> <td>0%</td> </tr> <tr> <td>Disagree</td> <td>0</td> <td>0%</td> </tr> <tr> <td>Strongly Disagree</td> <td>0</td> <td>0%</td> </tr> </tbody> </table>	Choice	Number	Percentage	Strongly Agree	13	81.25%	Agree	2	12.5%	Uncertain	0	0%	Disagree	0	0%	Strongly Disagree	0	0%	 <p>86.7%</p> <ul style="list-style-type: none"> ● Stron... ● Agree
Choice	Number	Percentage																			
Strongly Agree	13	81.25%																			
Agree	2	12.5%																			
Uncertain	0	0%																			
Disagree	0	0%																			
Strongly Disagree	0	0%																			
13	The provision of learning resources on the Web was adequate and appropriate (if relevant)	<table border="1"> <thead> <tr> <th>Choice</th> <th>Number</th> <th>Percentage</th> </tr> </thead> <tbody> <tr> <td>Strongly Agree</td> <td>13</td> <td>81.25%</td> </tr> <tr> <td>Agree</td> <td>2</td> <td>12.5%</td> </tr> <tr> <td>Uncertain</td> <td>0</td> <td>0%</td> </tr> <tr> <td>Disagree</td> <td>0</td> <td>0%</td> </tr> <tr> <td>Strongly Disagree</td> <td>0</td> <td>0%</td> </tr> </tbody> </table>	Choice	Number	Percentage	Strongly Agree	13	81.25%	Agree	2	12.5%	Uncertain	0	0%	Disagree	0	0%	Strongly Disagree	0	0%	 <p>86.7%</p> <ul style="list-style-type: none"> ● Stron... ● Agree
Choice	Number	Percentage																			
Strongly Agree	13	81.25%																			
Agree	2	12.5%																			
Uncertain	0	0%																			
Disagree	0	0%																			
Strongly Disagree	0	0%																			
14	The Course stimulated my interest and thought on the subject area	<table border="1"> <thead> <tr> <th>Choice</th> <th>Number</th> <th>Percentage</th> </tr> </thead> <tbody> <tr> <td>Strongly Agree</td> <td>13</td> <td>81.25%</td> </tr> <tr> <td>Agree</td> <td>2</td> <td>12.5%</td> </tr> <tr> <td>Uncertain</td> <td>0</td> <td>0%</td> </tr> <tr> <td>Disagree</td> <td>0</td> <td>0%</td> </tr> <tr> <td>Strongly Disagree</td> <td>0</td> <td>0%</td> </tr> </tbody> </table>	Choice	Number	Percentage	Strongly Agree	13	81.25%	Agree	2	12.5%	Uncertain	0	0%	Disagree	0	0%	Strongly Disagree	0	0%	 <p>86.7%</p> <ul style="list-style-type: none"> ● Stron... ● Agree
Choice	Number	Percentage																			
Strongly Agree	13	81.25%																			
Agree	2	12.5%																			
Uncertain	0	0%																			
Disagree	0	0%																			
Strongly Disagree	0	0%																			

15	The pace of the Course was appropriate	<table border="1"> <thead> <tr> <th>Choice</th> <th>Number</th> <th>Percentage</th> </tr> </thead> <tbody> <tr> <td>Strongly Agree</td> <td>11</td> <td>68.75%</td> </tr> <tr> <td>Agree</td> <td>4</td> <td>25%</td> </tr> <tr> <td>Uncertain</td> <td>0</td> <td>0%</td> </tr> <tr> <td>Disagree</td> <td>0</td> <td>0%</td> </tr> <tr> <td>Strongly Disagree</td> <td>0</td> <td>0%</td> </tr> </tbody> </table>	Choice	Number	Percentage	Strongly Agree	11	68.75%	Agree	4	25%	Uncertain	0	0%	Disagree	0	0%	Strongly Disagree	0	0%	 <p>● Stron... ● Agree</p>
Choice	Number	Percentage																			
Strongly Agree	11	68.75%																			
Agree	4	25%																			
Uncertain	0	0%																			
Disagree	0	0%																			
Strongly Disagree	0	0%																			
16	Ideas and concepts were presented clearly	<table border="1"> <thead> <tr> <th>Choice</th> <th>Number</th> <th>Percentage</th> </tr> </thead> <tbody> <tr> <td>Strongly Agree</td> <td>13</td> <td>81.25%</td> </tr> <tr> <td>Agree</td> <td>2</td> <td>12.5%</td> </tr> <tr> <td>Uncertain</td> <td>0</td> <td>0%</td> </tr> <tr> <td>Disagree</td> <td>0</td> <td>0%</td> </tr> <tr> <td>Strongly Disagree</td> <td>0</td> <td>0%</td> </tr> </tbody> </table>	Choice	Number	Percentage	Strongly Agree	13	81.25%	Agree	2	12.5%	Uncertain	0	0%	Disagree	0	0%	Strongly Disagree	0	0%	 <p>● Stron... ● Agree</p>
Choice	Number	Percentage																			
Strongly Agree	13	81.25%																			
Agree	2	12.5%																			
Uncertain	0	0%																			
Disagree	0	0%																			
Strongly Disagree	0	0%																			
17	The method of assessment were reasonable	<table border="1"> <thead> <tr> <th>Choice</th> <th>Number</th> <th>Percentage</th> </tr> </thead> <tbody> <tr> <td>Strongly Agree</td> <td>13</td> <td>81.25%</td> </tr> <tr> <td>Agree</td> <td>2</td> <td>12.5%</td> </tr> <tr> <td>Uncertain</td> <td>0</td> <td>0%</td> </tr> <tr> <td>Disagree</td> <td>0</td> <td>0%</td> </tr> <tr> <td>Strongly Disagree</td> <td>0</td> <td>0%</td> </tr> </tbody> </table>	Choice	Number	Percentage	Strongly Agree	13	81.25%	Agree	2	12.5%	Uncertain	0	0%	Disagree	0	0%	Strongly Disagree	0	0%	 <p>● Stron... ● Agree</p>
Choice	Number	Percentage																			
Strongly Agree	13	81.25%																			
Agree	2	12.5%																			
Uncertain	0	0%																			
Disagree	0	0%																			
Strongly Disagree	0	0%																			
18	Feedback on assessment was timely	<table border="1"> <thead> <tr> <th>Choice</th> <th>Number</th> <th>Percentage</th> </tr> </thead> <tbody> <tr> <td>Strongly Agree</td> <td>11</td> <td>68.75%</td> </tr> <tr> <td>Agree</td> <td>4</td> <td>25%</td> </tr> <tr> <td>Uncertain</td> <td>0</td> <td>0%</td> </tr> <tr> <td>Disagree</td> <td>0</td> <td>0%</td> </tr> <tr> <td>Strongly Disagree</td> <td>0</td> <td>0%</td> </tr> </tbody> </table>	Choice	Number	Percentage	Strongly Agree	11	68.75%	Agree	4	25%	Uncertain	0	0%	Disagree	0	0%	Strongly Disagree	0	0%	 <p>● Stron... ● Agree</p>
Choice	Number	Percentage																			
Strongly Agree	11	68.75%																			
Agree	4	25%																			
Uncertain	0	0%																			
Disagree	0	0%																			
Strongly Disagree	0	0%																			
19	Feedback on assessment was helpful	<table border="1"> <thead> <tr> <th>Choice</th> <th>Number</th> <th>Percentage</th> </tr> </thead> <tbody> <tr> <td>Strongly Agree</td> <td>14</td> <td>87.5%</td> </tr> <tr> <td>Agree</td> <td>1</td> <td>6.25%</td> </tr> <tr> <td>Uncertain</td> <td>0</td> <td>0%</td> </tr> <tr> <td>Disagree</td> <td>0</td> <td>0%</td> </tr> <tr> <td>Strongly Disagree</td> <td>0</td> <td>0%</td> </tr> </tbody> </table>	Choice	Number	Percentage	Strongly Agree	14	87.5%	Agree	1	6.25%	Uncertain	0	0%	Disagree	0	0%	Strongly Disagree	0	0%	 <p>● Stron... ● Agree</p>
Choice	Number	Percentage																			
Strongly Agree	14	87.5%																			
Agree	1	6.25%																			
Uncertain	0	0%																			
Disagree	0	0%																			
Strongly Disagree	0	0%																			

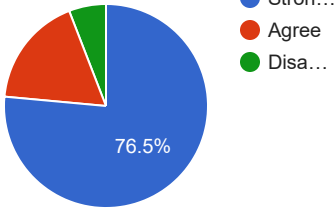
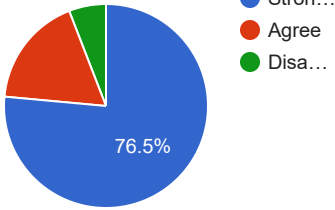
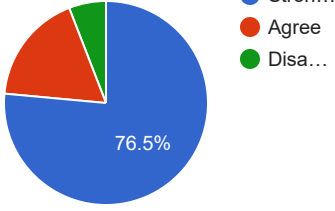
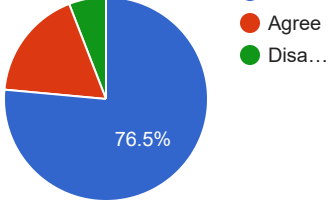
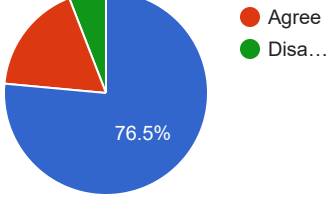
20	I understood the lectures	<table border="1"> <thead> <tr> <th>Choice</th> <th>Number</th> <th>Percentage</th> </tr> </thead> <tbody> <tr> <td>Strongly Agree</td> <td>13</td> <td>81.25%</td> </tr> <tr> <td>Agree</td> <td>2</td> <td>12.5%</td> </tr> <tr> <td>Uncertain</td> <td>0</td> <td>0%</td> </tr> <tr> <td>Disagree</td> <td>0</td> <td>0%</td> </tr> <tr> <td>Strongly Disagree</td> <td>0</td> <td>0%</td> </tr> </tbody> </table>	Choice	Number	Percentage	Strongly Agree	13	81.25%	Agree	2	12.5%	Uncertain	0	0%	Disagree	0	0%	Strongly Disagree	0	0%	 <p>86.7%</p> <ul style="list-style-type: none"> ● Stron... ● Agree
Choice	Number	Percentage																			
Strongly Agree	13	81.25%																			
Agree	2	12.5%																			
Uncertain	0	0%																			
Disagree	0	0%																			
Strongly Disagree	0	0%																			
21	The material was well organized and presented	<table border="1"> <thead> <tr> <th>Choice</th> <th>Number</th> <th>Percentage</th> </tr> </thead> <tbody> <tr> <td>Strongly Agree</td> <td>12</td> <td>75%</td> </tr> <tr> <td>Agree</td> <td>3</td> <td>18.75%</td> </tr> <tr> <td>Uncertain</td> <td>0</td> <td>0%</td> </tr> <tr> <td>Disagree</td> <td>0</td> <td>0%</td> </tr> <tr> <td>Strongly Disagree</td> <td>0</td> <td>0%</td> </tr> </tbody> </table>	Choice	Number	Percentage	Strongly Agree	12	75%	Agree	3	18.75%	Uncertain	0	0%	Disagree	0	0%	Strongly Disagree	0	0%	 <p>80%</p> <ul style="list-style-type: none"> ● Stron... ● Agree
Choice	Number	Percentage																			
Strongly Agree	12	75%																			
Agree	3	18.75%																			
Uncertain	0	0%																			
Disagree	0	0%																			
Strongly Disagree	0	0%																			
22	The instructor was responsive to student needs and problems	<table border="1"> <thead> <tr> <th>Choice</th> <th>Number</th> <th>Percentage</th> </tr> </thead> <tbody> <tr> <td>Strongly Agree</td> <td>14</td> <td>87.5%</td> </tr> <tr> <td>Agree</td> <td>1</td> <td>6.25%</td> </tr> <tr> <td>Uncertain</td> <td>0</td> <td>0%</td> </tr> <tr> <td>Disagree</td> <td>0</td> <td>0%</td> </tr> <tr> <td>Strongly Disagree</td> <td>0</td> <td>0%</td> </tr> </tbody> </table>	Choice	Number	Percentage	Strongly Agree	14	87.5%	Agree	1	6.25%	Uncertain	0	0%	Disagree	0	0%	Strongly Disagree	0	0%	 <p>93.3%</p> <ul style="list-style-type: none"> ● Stron... ● Agree
Choice	Number	Percentage																			
Strongly Agree	14	87.5%																			
Agree	1	6.25%																			
Uncertain	0	0%																			
Disagree	0	0%																			
Strongly Disagree	0	0%																			
23	Had the instructor been regular throughout the course	<table border="1"> <thead> <tr> <th>Choice</th> <th>Number</th> <th>Percentage</th> </tr> </thead> <tbody> <tr> <td>Strongly Agree</td> <td>12</td> <td>75%</td> </tr> <tr> <td>Agree</td> <td>3</td> <td>18.75%</td> </tr> <tr> <td>Uncertain</td> <td>0</td> <td>0%</td> </tr> <tr> <td>Disagree</td> <td>0</td> <td>0%</td> </tr> <tr> <td>Strongly Disagree</td> <td>0</td> <td>0%</td> </tr> </tbody> </table>	Choice	Number	Percentage	Strongly Agree	12	75%	Agree	3	18.75%	Uncertain	0	0%	Disagree	0	0%	Strongly Disagree	0	0%	 <p>80%</p> <ul style="list-style-type: none"> ● Stron... ● Agree
Choice	Number	Percentage																			
Strongly Agree	12	75%																			
Agree	3	18.75%																			
Uncertain	0	0%																			
Disagree	0	0%																			
Strongly Disagree	0	0%																			
24	The material in the tutorials was useful	<table border="1"> <thead> <tr> <th>Choice</th> <th>Number</th> <th>Percentage</th> </tr> </thead> <tbody> <tr> <td>Strongly Agree</td> <td>13</td> <td>81.25%</td> </tr> <tr> <td>Agree</td> <td>2</td> <td>12.5%</td> </tr> <tr> <td>Uncertain</td> <td>0</td> <td>0%</td> </tr> <tr> <td>Disagree</td> <td>0</td> <td>0%</td> </tr> <tr> <td>Strongly Disagree</td> <td>0</td> <td>0%</td> </tr> </tbody> </table>	Choice	Number	Percentage	Strongly Agree	13	81.25%	Agree	2	12.5%	Uncertain	0	0%	Disagree	0	0%	Strongly Disagree	0	0%	 <p>86.7%</p> <ul style="list-style-type: none"> ● Stron... ● Agree
Choice	Number	Percentage																			
Strongly Agree	13	81.25%																			
Agree	2	12.5%																			
Uncertain	0	0%																			
Disagree	0	0%																			
Strongly Disagree	0	0%																			

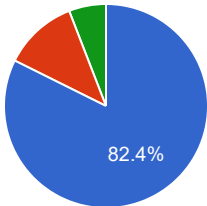
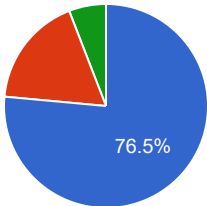
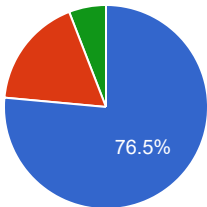
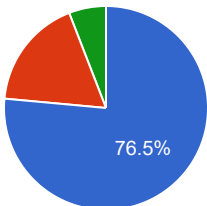
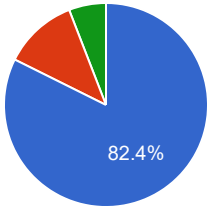
25	I was happy with the amount of work needed for tutorials	<table border="1"> <thead> <tr> <th>Choice</th> <th>Number</th> <th>Percentage</th> </tr> </thead> <tbody> <tr> <td>Strongly Agree</td> <td>12</td> <td>75%</td> </tr> <tr> <td>Agree</td> <td>3</td> <td>18.75%</td> </tr> <tr> <td>Uncertain</td> <td>0</td> <td>0%</td> </tr> <tr> <td>Disagree</td> <td>0</td> <td>0%</td> </tr> <tr> <td>Strongly Disagree</td> <td>0</td> <td>0%</td> </tr> </tbody> </table>	Choice	Number	Percentage	Strongly Agree	12	75%	Agree	3	18.75%	Uncertain	0	0%	Disagree	0	0%	Strongly Disagree	0	0%	 <p>● Stron... ● Agree</p>
Choice	Number	Percentage																			
Strongly Agree	12	75%																			
Agree	3	18.75%																			
Uncertain	0	0%																			
Disagree	0	0%																			
Strongly Disagree	0	0%																			
26	The tutor dealt effectively with my problems	<table border="1"> <thead> <tr> <th>Choice</th> <th>Number</th> <th>Percentage</th> </tr> </thead> <tbody> <tr> <td>Strongly Agree</td> <td>13</td> <td>81.25%</td> </tr> <tr> <td>Agree</td> <td>2</td> <td>12.5%</td> </tr> <tr> <td>Uncertain</td> <td>0</td> <td>0%</td> </tr> <tr> <td>Disagree</td> <td>0</td> <td>0%</td> </tr> <tr> <td>Strongly Disagree</td> <td>0</td> <td>0%</td> </tr> </tbody> </table>	Choice	Number	Percentage	Strongly Agree	13	81.25%	Agree	2	12.5%	Uncertain	0	0%	Disagree	0	0%	Strongly Disagree	0	0%	 <p>● Stron... ● Agree</p>
Choice	Number	Percentage																			
Strongly Agree	13	81.25%																			
Agree	2	12.5%																			
Uncertain	0	0%																			
Disagree	0	0%																			
Strongly Disagree	0	0%																			
27	The material in the practicals was useful	<table border="1"> <thead> <tr> <th>Choice</th> <th>Number</th> <th>Percentage</th> </tr> </thead> <tbody> <tr> <td>Strongly Agree</td> <td>13</td> <td>81.25%</td> </tr> <tr> <td>Agree</td> <td>2</td> <td>12.5%</td> </tr> <tr> <td>Uncertain</td> <td>0</td> <td>0%</td> </tr> <tr> <td>Disagree</td> <td>0</td> <td>0%</td> </tr> <tr> <td>Strongly Disagree</td> <td>0</td> <td>0%</td> </tr> </tbody> </table>	Choice	Number	Percentage	Strongly Agree	13	81.25%	Agree	2	12.5%	Uncertain	0	0%	Disagree	0	0%	Strongly Disagree	0	0%	 <p>● Stron... ● Agree</p>
Choice	Number	Percentage																			
Strongly Agree	13	81.25%																			
Agree	2	12.5%																			
Uncertain	0	0%																			
Disagree	0	0%																			
Strongly Disagree	0	0%																			
28	The demonstrators dealt effectively with my problems	<table border="1"> <thead> <tr> <th>Choice</th> <th>Number</th> <th>Percentage</th> </tr> </thead> <tbody> <tr> <td>Strongly Agree</td> <td>13</td> <td>81.25%</td> </tr> <tr> <td>Agree</td> <td>2</td> <td>12.5%</td> </tr> <tr> <td>Uncertain</td> <td>0</td> <td>0%</td> </tr> <tr> <td>Disagree</td> <td>0</td> <td>0%</td> </tr> <tr> <td>Strongly Disagree</td> <td>0</td> <td>0%</td> </tr> </tbody> </table>	Choice	Number	Percentage	Strongly Agree	13	81.25%	Agree	2	12.5%	Uncertain	0	0%	Disagree	0	0%	Strongly Disagree	0	0%	 <p>● Stron... ● Agree</p>
Choice	Number	Percentage																			
Strongly Agree	13	81.25%																			
Agree	2	12.5%																			
Uncertain	0	0%																			
Disagree	0	0%																			
Strongly Disagree	0	0%																			
29	The best features of the Course were	<p>nice GOOD good Best Best . . v No comments Good ok . good feature of course ok g</p>																			

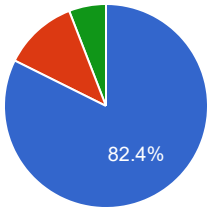
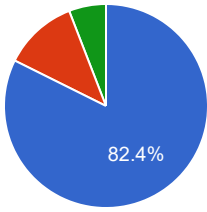
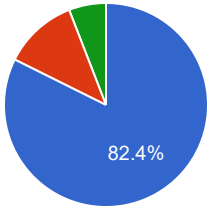
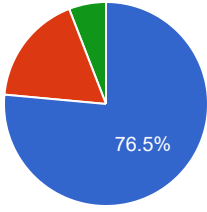
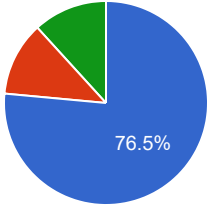
30	The Course could have been improved by	bilal sir GOOD good Outstanding Outstanding . . c No comments Good ok . yes ok g
31	The University does not tolerate discrimination on any irrelevant distinction (e.g. race, age, gender) and is committed to work with diversity in a wholly positive way. Please indicate below anything in relation to this Course which may run counter to this objective	nice GOOD good Great Great . . j No comments Good ok yes ok g

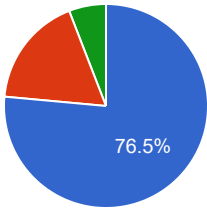
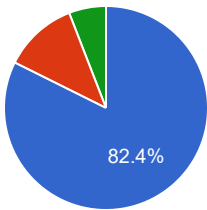
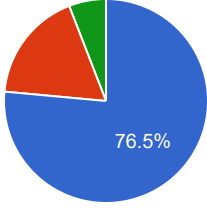
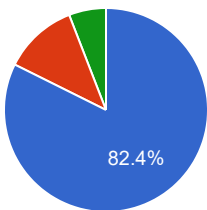
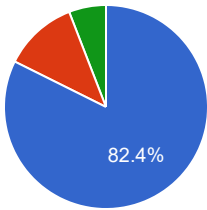
Course Evaluation - Program: 0254

Teacher Name: SYED BILAL AHMAD SHAH		Course ID: ECO-303 Course Title: Engineering Economics		Session: 2018 Fall																			
Shift: After noon -- Section:		Total Strength: 22		Attempted: 18																			
S.No	Question	Opinions			Chart																		
1	The course objectives were clear	<table border="1"> <thead> <tr> <th>Choice</th> <th>Number</th> <th>Percentage</th> </tr> </thead> <tbody> <tr> <td>Strongly Agree</td> <td>14</td> <td>77.78%</td> </tr> <tr> <td>Agree</td> <td>2</td> <td>11.11%</td> </tr> <tr> <td>Uncertain</td> <td>0</td> <td>0%</td> </tr> <tr> <td>Disagree</td> <td>1</td> <td>5.56%</td> </tr> <tr> <td>Strongly Disagree</td> <td>0</td> <td>0%</td> </tr> </tbody> </table>	Choice	Number	Percentage	Strongly Agree	14	77.78%	Agree	2	11.11%	Uncertain	0	0%	Disagree	1	5.56%	Strongly Disagree	0	0%	<p>82.4%</p>		
Choice	Number	Percentage																					
Strongly Agree	14	77.78%																					
Agree	2	11.11%																					
Uncertain	0	0%																					
Disagree	1	5.56%																					
Strongly Disagree	0	0%																					
2	The Course workload was manageable	<table border="1"> <thead> <tr> <th>Choice</th> <th>Number</th> <th>Percentage</th> </tr> </thead> <tbody> <tr> <td>Strongly Agree</td> <td>13</td> <td>72.22%</td> </tr> <tr> <td>Agree</td> <td>3</td> <td>16.67%</td> </tr> <tr> <td>Uncertain</td> <td>0</td> <td>0%</td> </tr> <tr> <td>Disagree</td> <td>1</td> <td>5.56%</td> </tr> <tr> <td>Strongly Disagree</td> <td>0</td> <td>0%</td> </tr> </tbody> </table>	Choice	Number	Percentage	Strongly Agree	13	72.22%	Agree	3	16.67%	Uncertain	0	0%	Disagree	1	5.56%	Strongly Disagree	0	0%	<p>76.5%</p>		
Choice	Number	Percentage																					
Strongly Agree	13	72.22%																					
Agree	3	16.67%																					
Uncertain	0	0%																					
Disagree	1	5.56%																					
Strongly Disagree	0	0%																					
3	The Course was well organized (e.g. timely access to materials, notification of changes, etc.)	<table border="1"> <thead> <tr> <th>Choice</th> <th>Number</th> <th>Percentage</th> </tr> </thead> <tbody> <tr> <td>Strongly Agree</td> <td>13</td> <td>72.22%</td> </tr> <tr> <td>Agree</td> <td>3</td> <td>16.67%</td> </tr> <tr> <td>Uncertain</td> <td>0</td> <td>0%</td> </tr> <tr> <td>Disagree</td> <td>1</td> <td>5.56%</td> </tr> <tr> <td>Strongly Disagree</td> <td>0</td> <td>0%</td> </tr> </tbody> </table>	Choice	Number	Percentage	Strongly Agree	13	72.22%	Agree	3	16.67%	Uncertain	0	0%	Disagree	1	5.56%	Strongly Disagree	0	0%	<p>76.5%</p>		
Choice	Number	Percentage																					
Strongly Agree	13	72.22%																					
Agree	3	16.67%																					
Uncertain	0	0%																					
Disagree	1	5.56%																					
Strongly Disagree	0	0%																					
4	I participated actively in the Course	<table border="1"> <thead> <tr> <th>Choice</th> <th>Number</th> <th>Percentage</th> </tr> </thead> <tbody> <tr> <td>Strongly Agree</td> <td>14</td> <td>77.78%</td> </tr> <tr> <td>Agree</td> <td>2</td> <td>11.11%</td> </tr> <tr> <td>Uncertain</td> <td>0</td> <td>0%</td> </tr> <tr> <td>Disagree</td> <td>1</td> <td>5.56%</td> </tr> <tr> <td>Strongly Disagree</td> <td>0</td> <td>0%</td> </tr> </tbody> </table>	Choice	Number	Percentage	Strongly Agree	14	77.78%	Agree	2	11.11%	Uncertain	0	0%	Disagree	1	5.56%	Strongly Disagree	0	0%	<p>82.4%</p>		
Choice	Number	Percentage																					
Strongly Agree	14	77.78%																					
Agree	2	11.11%																					
Uncertain	0	0%																					
Disagree	1	5.56%																					
Strongly Disagree	0	0%																					

5	I think I have made progress in this Course	<table border="1"> <thead> <tr> <th>Choice</th> <th>Number</th> <th>Percentage</th> </tr> </thead> <tbody> <tr> <td>Strongly Agree</td> <td>13</td> <td>72.22%</td> </tr> <tr> <td>Agree</td> <td>3</td> <td>16.67%</td> </tr> <tr> <td>Uncertain</td> <td>0</td> <td>0%</td> </tr> <tr> <td>Disagree</td> <td>1</td> <td>5.56%</td> </tr> <tr> <td>Strongly Disagree</td> <td>0</td> <td>0%</td> </tr> </tbody> </table>	Choice	Number	Percentage	Strongly Agree	13	72.22%	Agree	3	16.67%	Uncertain	0	0%	Disagree	1	5.56%	Strongly Disagree	0	0%	
Choice	Number	Percentage																			
Strongly Agree	13	72.22%																			
Agree	3	16.67%																			
Uncertain	0	0%																			
Disagree	1	5.56%																			
Strongly Disagree	0	0%																			
6	I think the Course was well structured to achieve the learning outcomes (there was a good balance of lectures, tutorials, practical etc.)	<table border="1"> <thead> <tr> <th>Choice</th> <th>Number</th> <th>Percentage</th> </tr> </thead> <tbody> <tr> <td>Strongly Agree</td> <td>13</td> <td>72.22%</td> </tr> <tr> <td>Agree</td> <td>3</td> <td>16.67%</td> </tr> <tr> <td>Uncertain</td> <td>0</td> <td>0%</td> </tr> <tr> <td>Disagree</td> <td>1</td> <td>5.56%</td> </tr> <tr> <td>Strongly Disagree</td> <td>0</td> <td>0%</td> </tr> </tbody> </table>	Choice	Number	Percentage	Strongly Agree	13	72.22%	Agree	3	16.67%	Uncertain	0	0%	Disagree	1	5.56%	Strongly Disagree	0	0%	
Choice	Number	Percentage																			
Strongly Agree	13	72.22%																			
Agree	3	16.67%																			
Uncertain	0	0%																			
Disagree	1	5.56%																			
Strongly Disagree	0	0%																			
7	The learning and teaching methods encouraged participation	<table border="1"> <thead> <tr> <th>Choice</th> <th>Number</th> <th>Percentage</th> </tr> </thead> <tbody> <tr> <td>Strongly Agree</td> <td>13</td> <td>72.22%</td> </tr> <tr> <td>Agree</td> <td>3</td> <td>16.67%</td> </tr> <tr> <td>Uncertain</td> <td>0</td> <td>0%</td> </tr> <tr> <td>Disagree</td> <td>1</td> <td>5.56%</td> </tr> <tr> <td>Strongly Disagree</td> <td>0</td> <td>0%</td> </tr> </tbody> </table>	Choice	Number	Percentage	Strongly Agree	13	72.22%	Agree	3	16.67%	Uncertain	0	0%	Disagree	1	5.56%	Strongly Disagree	0	0%	
Choice	Number	Percentage																			
Strongly Agree	13	72.22%																			
Agree	3	16.67%																			
Uncertain	0	0%																			
Disagree	1	5.56%																			
Strongly Disagree	0	0%																			
8	The overall environment in the class was conducive to learning	<table border="1"> <thead> <tr> <th>Choice</th> <th>Number</th> <th>Percentage</th> </tr> </thead> <tbody> <tr> <td>Strongly Agree</td> <td>13</td> <td>72.22%</td> </tr> <tr> <td>Agree</td> <td>3</td> <td>16.67%</td> </tr> <tr> <td>Uncertain</td> <td>0</td> <td>0%</td> </tr> <tr> <td>Disagree</td> <td>1</td> <td>5.56%</td> </tr> <tr> <td>Strongly Disagree</td> <td>0</td> <td>0%</td> </tr> </tbody> </table>	Choice	Number	Percentage	Strongly Agree	13	72.22%	Agree	3	16.67%	Uncertain	0	0%	Disagree	1	5.56%	Strongly Disagree	0	0%	
Choice	Number	Percentage																			
Strongly Agree	13	72.22%																			
Agree	3	16.67%																			
Uncertain	0	0%																			
Disagree	1	5.56%																			
Strongly Disagree	0	0%																			
9	Classrooms were satisfactory	<table border="1"> <thead> <tr> <th>Choice</th> <th>Number</th> <th>Percentage</th> </tr> </thead> <tbody> <tr> <td>Strongly Agree</td> <td>13</td> <td>72.22%</td> </tr> <tr> <td>Agree</td> <td>3</td> <td>16.67%</td> </tr> <tr> <td>Uncertain</td> <td>0</td> <td>0%</td> </tr> <tr> <td>Disagree</td> <td>1</td> <td>5.56%</td> </tr> <tr> <td>Strongly Disagree</td> <td>0</td> <td>0%</td> </tr> </tbody> </table>	Choice	Number	Percentage	Strongly Agree	13	72.22%	Agree	3	16.67%	Uncertain	0	0%	Disagree	1	5.56%	Strongly Disagree	0	0%	
Choice	Number	Percentage																			
Strongly Agree	13	72.22%																			
Agree	3	16.67%																			
Uncertain	0	0%																			
Disagree	1	5.56%																			
Strongly Disagree	0	0%																			

10	Learning materials (Lesson Plans, Course Notes etc.) were relevant and useful	<table border="1"> <thead> <tr> <th>Choice</th> <th>Number</th> <th>Percentage</th> </tr> </thead> <tbody> <tr> <td>Strongly Agree</td> <td>14</td> <td>77.78%</td> </tr> <tr> <td>Agree</td> <td>2</td> <td>11.11%</td> </tr> <tr> <td>Uncertain</td> <td>0</td> <td>0%</td> </tr> <tr> <td>Disagree</td> <td>1</td> <td>5.56%</td> </tr> <tr> <td>Strongly Disagree</td> <td>0</td> <td>0%</td> </tr> </tbody> </table>	Choice	Number	Percentage	Strongly Agree	14	77.78%	Agree	2	11.11%	Uncertain	0	0%	Disagree	1	5.56%	Strongly Disagree	0	0%	 <p>82.4%</p> <ul style="list-style-type: none"> ● Stron... ● Agree ● Disa...
Choice	Number	Percentage																			
Strongly Agree	14	77.78%																			
Agree	2	11.11%																			
Uncertain	0	0%																			
Disagree	1	5.56%																			
Strongly Disagree	0	0%																			
11	Recommended reading Books etc. were relevant and appropriate	<table border="1"> <thead> <tr> <th>Choice</th> <th>Number</th> <th>Percentage</th> </tr> </thead> <tbody> <tr> <td>Strongly Agree</td> <td>13</td> <td>72.22%</td> </tr> <tr> <td>Agree</td> <td>3</td> <td>16.67%</td> </tr> <tr> <td>Uncertain</td> <td>0</td> <td>0%</td> </tr> <tr> <td>Disagree</td> <td>1</td> <td>5.56%</td> </tr> <tr> <td>Strongly Disagree</td> <td>0</td> <td>0%</td> </tr> </tbody> </table>	Choice	Number	Percentage	Strongly Agree	13	72.22%	Agree	3	16.67%	Uncertain	0	0%	Disagree	1	5.56%	Strongly Disagree	0	0%	 <p>76.5%</p> <ul style="list-style-type: none"> ● Stron... ● Agree ● Disa...
Choice	Number	Percentage																			
Strongly Agree	13	72.22%																			
Agree	3	16.67%																			
Uncertain	0	0%																			
Disagree	1	5.56%																			
Strongly Disagree	0	0%																			
12	The provision of learning resources in the library was adequate and appropriate	<table border="1"> <thead> <tr> <th>Choice</th> <th>Number</th> <th>Percentage</th> </tr> </thead> <tbody> <tr> <td>Strongly Agree</td> <td>13</td> <td>72.22%</td> </tr> <tr> <td>Agree</td> <td>3</td> <td>16.67%</td> </tr> <tr> <td>Uncertain</td> <td>0</td> <td>0%</td> </tr> <tr> <td>Disagree</td> <td>1</td> <td>5.56%</td> </tr> <tr> <td>Strongly Disagree</td> <td>0</td> <td>0%</td> </tr> </tbody> </table>	Choice	Number	Percentage	Strongly Agree	13	72.22%	Agree	3	16.67%	Uncertain	0	0%	Disagree	1	5.56%	Strongly Disagree	0	0%	 <p>76.5%</p> <ul style="list-style-type: none"> ● Stron... ● Agree ● Disa...
Choice	Number	Percentage																			
Strongly Agree	13	72.22%																			
Agree	3	16.67%																			
Uncertain	0	0%																			
Disagree	1	5.56%																			
Strongly Disagree	0	0%																			
13	The provision of learning resources on the Web was adequate and appropriate (if relevant)	<table border="1"> <thead> <tr> <th>Choice</th> <th>Number</th> <th>Percentage</th> </tr> </thead> <tbody> <tr> <td>Strongly Agree</td> <td>13</td> <td>72.22%</td> </tr> <tr> <td>Agree</td> <td>3</td> <td>16.67%</td> </tr> <tr> <td>Uncertain</td> <td>0</td> <td>0%</td> </tr> <tr> <td>Disagree</td> <td>1</td> <td>5.56%</td> </tr> <tr> <td>Strongly Disagree</td> <td>0</td> <td>0%</td> </tr> </tbody> </table>	Choice	Number	Percentage	Strongly Agree	13	72.22%	Agree	3	16.67%	Uncertain	0	0%	Disagree	1	5.56%	Strongly Disagree	0	0%	 <p>76.5%</p> <ul style="list-style-type: none"> ● Stron... ● Agree ● Disa...
Choice	Number	Percentage																			
Strongly Agree	13	72.22%																			
Agree	3	16.67%																			
Uncertain	0	0%																			
Disagree	1	5.56%																			
Strongly Disagree	0	0%																			
14	The Course stimulated my interest and thought on the subject area	<table border="1"> <thead> <tr> <th>Choice</th> <th>Number</th> <th>Percentage</th> </tr> </thead> <tbody> <tr> <td>Strongly Agree</td> <td>14</td> <td>77.78%</td> </tr> <tr> <td>Agree</td> <td>2</td> <td>11.11%</td> </tr> <tr> <td>Uncertain</td> <td>0</td> <td>0%</td> </tr> <tr> <td>Disagree</td> <td>1</td> <td>5.56%</td> </tr> <tr> <td>Strongly Disagree</td> <td>0</td> <td>0%</td> </tr> </tbody> </table>	Choice	Number	Percentage	Strongly Agree	14	77.78%	Agree	2	11.11%	Uncertain	0	0%	Disagree	1	5.56%	Strongly Disagree	0	0%	 <p>82.4%</p> <ul style="list-style-type: none"> ● Stron... ● Agree ● Disa...
Choice	Number	Percentage																			
Strongly Agree	14	77.78%																			
Agree	2	11.11%																			
Uncertain	0	0%																			
Disagree	1	5.56%																			
Strongly Disagree	0	0%																			

15	The pace of the Course was appropriate	<table border="1"> <thead> <tr> <th>Choice</th> <th>Number</th> <th>Percentage</th> </tr> </thead> <tbody> <tr> <td>Strongly Agree</td> <td>14</td> <td>77.78%</td> </tr> <tr> <td>Agree</td> <td>2</td> <td>11.11%</td> </tr> <tr> <td>Uncertain</td> <td>0</td> <td>0%</td> </tr> <tr> <td>Disagree</td> <td>1</td> <td>5.56%</td> </tr> <tr> <td>Strongly Disagree</td> <td>0</td> <td>0%</td> </tr> </tbody> </table>	Choice	Number	Percentage	Strongly Agree	14	77.78%	Agree	2	11.11%	Uncertain	0	0%	Disagree	1	5.56%	Strongly Disagree	0	0%	 <p>82.4%</p> <ul style="list-style-type: none"> ● Stron... ● Agree ● Disa...
Choice	Number	Percentage																			
Strongly Agree	14	77.78%																			
Agree	2	11.11%																			
Uncertain	0	0%																			
Disagree	1	5.56%																			
Strongly Disagree	0	0%																			
16	Ideas and concepts were presented clearly	<table border="1"> <thead> <tr> <th>Choice</th> <th>Number</th> <th>Percentage</th> </tr> </thead> <tbody> <tr> <td>Strongly Agree</td> <td>14</td> <td>77.78%</td> </tr> <tr> <td>Agree</td> <td>2</td> <td>11.11%</td> </tr> <tr> <td>Uncertain</td> <td>0</td> <td>0%</td> </tr> <tr> <td>Disagree</td> <td>1</td> <td>5.56%</td> </tr> <tr> <td>Strongly Disagree</td> <td>0</td> <td>0%</td> </tr> </tbody> </table>	Choice	Number	Percentage	Strongly Agree	14	77.78%	Agree	2	11.11%	Uncertain	0	0%	Disagree	1	5.56%	Strongly Disagree	0	0%	 <p>82.4%</p> <ul style="list-style-type: none"> ● Stron... ● Agree ● Disa...
Choice	Number	Percentage																			
Strongly Agree	14	77.78%																			
Agree	2	11.11%																			
Uncertain	0	0%																			
Disagree	1	5.56%																			
Strongly Disagree	0	0%																			
17	The method of assessment were reasonable	<table border="1"> <thead> <tr> <th>Choice</th> <th>Number</th> <th>Percentage</th> </tr> </thead> <tbody> <tr> <td>Strongly Agree</td> <td>14</td> <td>77.78%</td> </tr> <tr> <td>Agree</td> <td>2</td> <td>11.11%</td> </tr> <tr> <td>Uncertain</td> <td>0</td> <td>0%</td> </tr> <tr> <td>Disagree</td> <td>1</td> <td>5.56%</td> </tr> <tr> <td>Strongly Disagree</td> <td>0</td> <td>0%</td> </tr> </tbody> </table>	Choice	Number	Percentage	Strongly Agree	14	77.78%	Agree	2	11.11%	Uncertain	0	0%	Disagree	1	5.56%	Strongly Disagree	0	0%	 <p>82.4%</p> <ul style="list-style-type: none"> ● Stron... ● Agree ● Disa...
Choice	Number	Percentage																			
Strongly Agree	14	77.78%																			
Agree	2	11.11%																			
Uncertain	0	0%																			
Disagree	1	5.56%																			
Strongly Disagree	0	0%																			
18	Feedback on assessment was timely	<table border="1"> <thead> <tr> <th>Choice</th> <th>Number</th> <th>Percentage</th> </tr> </thead> <tbody> <tr> <td>Strongly Agree</td> <td>13</td> <td>72.22%</td> </tr> <tr> <td>Agree</td> <td>3</td> <td>16.67%</td> </tr> <tr> <td>Uncertain</td> <td>0</td> <td>0%</td> </tr> <tr> <td>Disagree</td> <td>1</td> <td>5.56%</td> </tr> <tr> <td>Strongly Disagree</td> <td>0</td> <td>0%</td> </tr> </tbody> </table>	Choice	Number	Percentage	Strongly Agree	13	72.22%	Agree	3	16.67%	Uncertain	0	0%	Disagree	1	5.56%	Strongly Disagree	0	0%	 <p>76.5%</p> <ul style="list-style-type: none"> ● Stron... ● Agree ● Disa...
Choice	Number	Percentage																			
Strongly Agree	13	72.22%																			
Agree	3	16.67%																			
Uncertain	0	0%																			
Disagree	1	5.56%																			
Strongly Disagree	0	0%																			
19	Feedback on assessment was helpful	<table border="1"> <thead> <tr> <th>Choice</th> <th>Number</th> <th>Percentage</th> </tr> </thead> <tbody> <tr> <td>Strongly Agree</td> <td>13</td> <td>72.22%</td> </tr> <tr> <td>Agree</td> <td>2</td> <td>11.11%</td> </tr> <tr> <td>Uncertain</td> <td>0</td> <td>0%</td> </tr> <tr> <td>Disagree</td> <td>2</td> <td>11.11%</td> </tr> <tr> <td>Strongly Disagree</td> <td>0</td> <td>0%</td> </tr> </tbody> </table>	Choice	Number	Percentage	Strongly Agree	13	72.22%	Agree	2	11.11%	Uncertain	0	0%	Disagree	2	11.11%	Strongly Disagree	0	0%	 <p>76.5%</p> <ul style="list-style-type: none"> ● Stron... ● Agree ● Disa...
Choice	Number	Percentage																			
Strongly Agree	13	72.22%																			
Agree	2	11.11%																			
Uncertain	0	0%																			
Disagree	2	11.11%																			
Strongly Disagree	0	0%																			

20	I understood the lectures	<table border="1"> <thead> <tr> <th>Choice</th> <th>Number</th> <th>Percentage</th> </tr> </thead> <tbody> <tr> <td>Strongly Agree</td> <td>13</td> <td>72.22%</td> </tr> <tr> <td>Agree</td> <td>3</td> <td>16.67%</td> </tr> <tr> <td>Uncertain</td> <td>0</td> <td>0%</td> </tr> <tr> <td>Disagree</td> <td>1</td> <td>5.56%</td> </tr> <tr> <td>Strongly Disagree</td> <td>0</td> <td>0%</td> </tr> </tbody> </table>	Choice	Number	Percentage	Strongly Agree	13	72.22%	Agree	3	16.67%	Uncertain	0	0%	Disagree	1	5.56%	Strongly Disagree	0	0%	 <p>76.5%</p> <ul style="list-style-type: none"> ● Stron... ● Agree ● Disa...
Choice	Number	Percentage																			
Strongly Agree	13	72.22%																			
Agree	3	16.67%																			
Uncertain	0	0%																			
Disagree	1	5.56%																			
Strongly Disagree	0	0%																			
21	The material was well organized and presented	<table border="1"> <thead> <tr> <th>Choice</th> <th>Number</th> <th>Percentage</th> </tr> </thead> <tbody> <tr> <td>Strongly Agree</td> <td>14</td> <td>77.78%</td> </tr> <tr> <td>Agree</td> <td>2</td> <td>11.11%</td> </tr> <tr> <td>Uncertain</td> <td>0</td> <td>0%</td> </tr> <tr> <td>Disagree</td> <td>1</td> <td>5.56%</td> </tr> <tr> <td>Strongly Disagree</td> <td>0</td> <td>0%</td> </tr> </tbody> </table>	Choice	Number	Percentage	Strongly Agree	14	77.78%	Agree	2	11.11%	Uncertain	0	0%	Disagree	1	5.56%	Strongly Disagree	0	0%	 <p>82.4%</p> <ul style="list-style-type: none"> ● Stron... ● Agree ● Disa...
Choice	Number	Percentage																			
Strongly Agree	14	77.78%																			
Agree	2	11.11%																			
Uncertain	0	0%																			
Disagree	1	5.56%																			
Strongly Disagree	0	0%																			
22	The instructor was responsive to student needs and problems	<table border="1"> <thead> <tr> <th>Choice</th> <th>Number</th> <th>Percentage</th> </tr> </thead> <tbody> <tr> <td>Strongly Agree</td> <td>13</td> <td>72.22%</td> </tr> <tr> <td>Agree</td> <td>3</td> <td>16.67%</td> </tr> <tr> <td>Uncertain</td> <td>0</td> <td>0%</td> </tr> <tr> <td>Disagree</td> <td>1</td> <td>5.56%</td> </tr> <tr> <td>Strongly Disagree</td> <td>0</td> <td>0%</td> </tr> </tbody> </table>	Choice	Number	Percentage	Strongly Agree	13	72.22%	Agree	3	16.67%	Uncertain	0	0%	Disagree	1	5.56%	Strongly Disagree	0	0%	 <p>76.5%</p> <ul style="list-style-type: none"> ● Stron... ● Agree ● Disa...
Choice	Number	Percentage																			
Strongly Agree	13	72.22%																			
Agree	3	16.67%																			
Uncertain	0	0%																			
Disagree	1	5.56%																			
Strongly Disagree	0	0%																			
23	Had the instructor been regular throughout the course	<table border="1"> <thead> <tr> <th>Choice</th> <th>Number</th> <th>Percentage</th> </tr> </thead> <tbody> <tr> <td>Strongly Agree</td> <td>14</td> <td>77.78%</td> </tr> <tr> <td>Agree</td> <td>2</td> <td>11.11%</td> </tr> <tr> <td>Uncertain</td> <td>0</td> <td>0%</td> </tr> <tr> <td>Disagree</td> <td>1</td> <td>5.56%</td> </tr> <tr> <td>Strongly Disagree</td> <td>0</td> <td>0%</td> </tr> </tbody> </table>	Choice	Number	Percentage	Strongly Agree	14	77.78%	Agree	2	11.11%	Uncertain	0	0%	Disagree	1	5.56%	Strongly Disagree	0	0%	 <p>82.4%</p> <ul style="list-style-type: none"> ● Stron... ● Agree ● Disa...
Choice	Number	Percentage																			
Strongly Agree	14	77.78%																			
Agree	2	11.11%																			
Uncertain	0	0%																			
Disagree	1	5.56%																			
Strongly Disagree	0	0%																			
24	The material in the tutorials was useful	<table border="1"> <thead> <tr> <th>Choice</th> <th>Number</th> <th>Percentage</th> </tr> </thead> <tbody> <tr> <td>Strongly Agree</td> <td>14</td> <td>77.78%</td> </tr> <tr> <td>Agree</td> <td>2</td> <td>11.11%</td> </tr> <tr> <td>Uncertain</td> <td>0</td> <td>0%</td> </tr> <tr> <td>Disagree</td> <td>1</td> <td>5.56%</td> </tr> <tr> <td>Strongly Disagree</td> <td>0</td> <td>0%</td> </tr> </tbody> </table>	Choice	Number	Percentage	Strongly Agree	14	77.78%	Agree	2	11.11%	Uncertain	0	0%	Disagree	1	5.56%	Strongly Disagree	0	0%	 <p>82.4%</p> <ul style="list-style-type: none"> ● Stron... ● Agree ● Disa...
Choice	Number	Percentage																			
Strongly Agree	14	77.78%																			
Agree	2	11.11%																			
Uncertain	0	0%																			
Disagree	1	5.56%																			
Strongly Disagree	0	0%																			

25	I was happy with the amount of work needed for tutorials	Choice	Number	Percentage	
		Strongly Agree	14	77.78%	
		Agree	2	11.11%	
		Uncertain	0	0%	
		Disagree	1	5.56%	
		Strongly Disagree	0	0%	

26	The tutor dealt effectively with my problems	Choice	Number	Percentage	
		Strongly Agree	14	77.78%	
		Agree	2	11.11%	
		Uncertain	0	0%	
		Disagree	1	5.56%	
		Strongly Disagree	0	0%	

27	The material in the practicals was useful	Choice	Number	Percentage	
		Strongly Agree	14	77.78%	
		Agree	2	11.11%	
		Uncertain	0	0%	
		Disagree	1	5.56%	
		Strongly Disagree	0	0%	

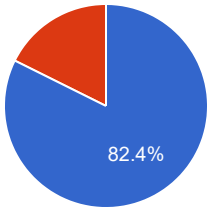
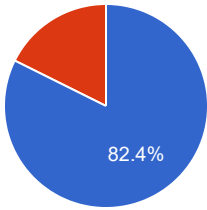
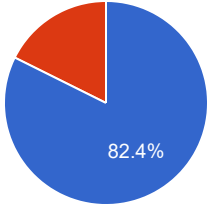
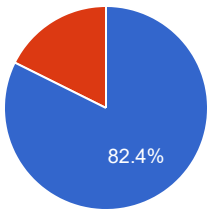
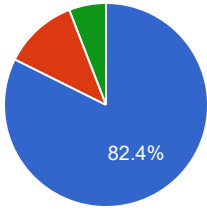
28	The demonstrators dealt effectively with my problems	Choice	Number	Percentage	
		Strongly Agree	14	77.78%	
		Agree	2	11.11%	
		Uncertain	0	0%	
		Disagree	1	5.56%	
		Strongly Disagree	0	0%	

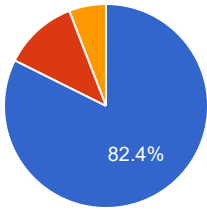
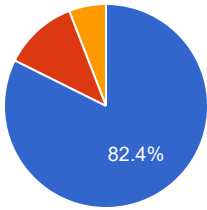
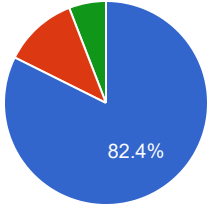
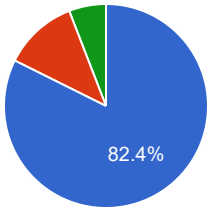
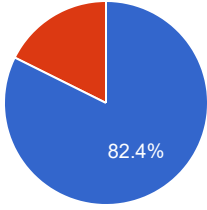
29	The best features of the Course were	good			
		good			
		Uncertain			
		Good			
		tf			
		good			
		Good			
		Good			
		good			
		ihjkl;			
		H			
		hgfdgh			

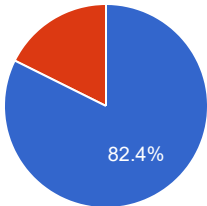
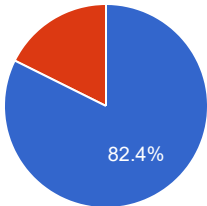
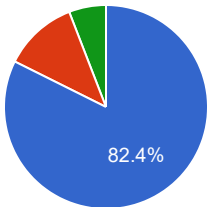
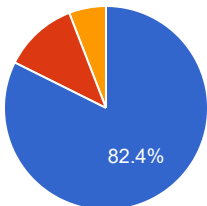
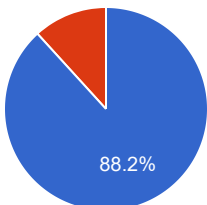
30	The Course could have been improved by	good good Uncertain Yes rfgv good Good Good good uiojhn U hgv,
31	The University does not tolerate discrimination on any irrelevant distinction (e.g. race, age, gender) and is committed to work with diversity in a wholly positive way. Please indicate below anything in relation to this Course which may run counter to this objective	good Uncertain good Good good ghjk U

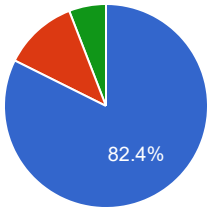
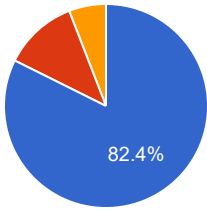
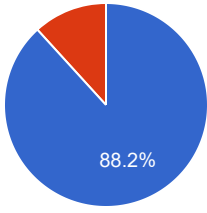
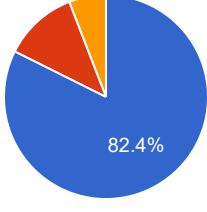
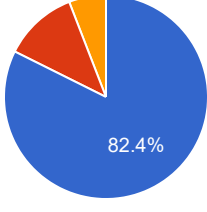
Course Evaluation - Program: 0254

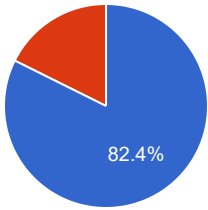
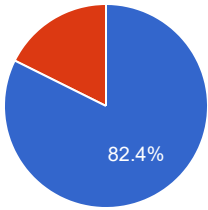
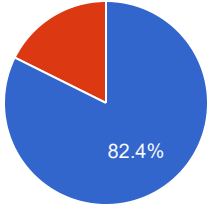
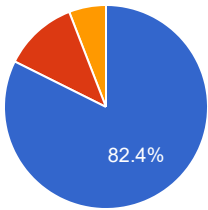
Teacher Name: KARIM ULLAH		Course ID: CT-407 Course Title: Environmental Engineering		Session: 2018 Fall																			
Shift: After noon -- Section:		Total Strength: 22		Attempted: 17																			
S.No	Question	Opinions			Chart																		
1	The course objectives were clear	<table border="1"> <thead> <tr> <th>Choice</th> <th>Number</th> <th>Percentage</th> </tr> </thead> <tbody> <tr> <td>Strongly Agree</td> <td>13</td> <td>76.47%</td> </tr> <tr> <td>Agree</td> <td>4</td> <td>23.53%</td> </tr> <tr> <td>Uncertain</td> <td>0</td> <td>0%</td> </tr> <tr> <td>Disagree</td> <td>0</td> <td>0%</td> </tr> <tr> <td>Strongly Disagree</td> <td>0</td> <td>0%</td> </tr> </tbody> </table>	Choice	Number	Percentage	Strongly Agree	13	76.47%	Agree	4	23.53%	Uncertain	0	0%	Disagree	0	0%	Strongly Disagree	0	0%	<p>A pie chart with two segments: a large blue segment representing 76.5% (Strongly Agree) and a smaller red segment representing 23.5% (Agree). A legend to the right shows a blue circle for 'Stron...' and a red circle for 'Agree'.</p>		
Choice	Number	Percentage																					
Strongly Agree	13	76.47%																					
Agree	4	23.53%																					
Uncertain	0	0%																					
Disagree	0	0%																					
Strongly Disagree	0	0%																					
2	The Course workload was manageable	<table border="1"> <thead> <tr> <th>Choice</th> <th>Number</th> <th>Percentage</th> </tr> </thead> <tbody> <tr> <td>Strongly Agree</td> <td>14</td> <td>82.35%</td> </tr> <tr> <td>Agree</td> <td>3</td> <td>17.65%</td> </tr> <tr> <td>Uncertain</td> <td>0</td> <td>0%</td> </tr> <tr> <td>Disagree</td> <td>0</td> <td>0%</td> </tr> <tr> <td>Strongly Disagree</td> <td>0</td> <td>0%</td> </tr> </tbody> </table>	Choice	Number	Percentage	Strongly Agree	14	82.35%	Agree	3	17.65%	Uncertain	0	0%	Disagree	0	0%	Strongly Disagree	0	0%	<p>A pie chart with two segments: a large blue segment representing 82.4% (Strongly Agree) and a smaller red segment representing 17.6% (Agree). A legend to the right shows a blue circle for 'Stron...' and a red circle for 'Agree'.</p>		
Choice	Number	Percentage																					
Strongly Agree	14	82.35%																					
Agree	3	17.65%																					
Uncertain	0	0%																					
Disagree	0	0%																					
Strongly Disagree	0	0%																					
3	The Course was well organized (e.g. timely access to materials, notification of changes, etc.)	<table border="1"> <thead> <tr> <th>Choice</th> <th>Number</th> <th>Percentage</th> </tr> </thead> <tbody> <tr> <td>Strongly Agree</td> <td>13</td> <td>76.47%</td> </tr> <tr> <td>Agree</td> <td>4</td> <td>23.53%</td> </tr> <tr> <td>Uncertain</td> <td>0</td> <td>0%</td> </tr> <tr> <td>Disagree</td> <td>0</td> <td>0%</td> </tr> <tr> <td>Strongly Disagree</td> <td>0</td> <td>0%</td> </tr> </tbody> </table>	Choice	Number	Percentage	Strongly Agree	13	76.47%	Agree	4	23.53%	Uncertain	0	0%	Disagree	0	0%	Strongly Disagree	0	0%	<p>A pie chart with two segments: a large blue segment representing 76.5% (Strongly Agree) and a smaller red segment representing 23.5% (Agree). A legend to the right shows a blue circle for 'Stron...' and a red circle for 'Agree'.</p>		
Choice	Number	Percentage																					
Strongly Agree	13	76.47%																					
Agree	4	23.53%																					
Uncertain	0	0%																					
Disagree	0	0%																					
Strongly Disagree	0	0%																					
4	I participated actively in the Course	<table border="1"> <thead> <tr> <th>Choice</th> <th>Number</th> <th>Percentage</th> </tr> </thead> <tbody> <tr> <td>Strongly Agree</td> <td>14</td> <td>82.35%</td> </tr> <tr> <td>Agree</td> <td>3</td> <td>17.65%</td> </tr> <tr> <td>Uncertain</td> <td>0</td> <td>0%</td> </tr> <tr> <td>Disagree</td> <td>0</td> <td>0%</td> </tr> <tr> <td>Strongly Disagree</td> <td>0</td> <td>0%</td> </tr> </tbody> </table>	Choice	Number	Percentage	Strongly Agree	14	82.35%	Agree	3	17.65%	Uncertain	0	0%	Disagree	0	0%	Strongly Disagree	0	0%	<p>A pie chart with two segments: a large blue segment representing 82.4% (Strongly Agree) and a smaller red segment representing 17.6% (Agree). A legend to the right shows a blue circle for 'Stron...' and a red circle for 'Agree'.</p>		
Choice	Number	Percentage																					
Strongly Agree	14	82.35%																					
Agree	3	17.65%																					
Uncertain	0	0%																					
Disagree	0	0%																					
Strongly Disagree	0	0%																					

5	I think I have made progress in this Course	<table border="1"> <thead> <tr> <th>Choice</th> <th>Number</th> <th>Percentage</th> </tr> </thead> <tbody> <tr> <td>Strongly Agree</td> <td>14</td> <td>82.35%</td> </tr> <tr> <td>Agree</td> <td>3</td> <td>17.65%</td> </tr> <tr> <td>Uncertain</td> <td>0</td> <td>0%</td> </tr> <tr> <td>Disagree</td> <td>0</td> <td>0%</td> </tr> <tr> <td>Strongly Disagree</td> <td>0</td> <td>0%</td> </tr> </tbody> </table>	Choice	Number	Percentage	Strongly Agree	14	82.35%	Agree	3	17.65%	Uncertain	0	0%	Disagree	0	0%	Strongly Disagree	0	0%	 <p>82.4%</p> <ul style="list-style-type: none"> ● Stron... ● Agree
Choice	Number	Percentage																			
Strongly Agree	14	82.35%																			
Agree	3	17.65%																			
Uncertain	0	0%																			
Disagree	0	0%																			
Strongly Disagree	0	0%																			
6	I think the Course was well structured to achieve the learning outcomes (there was a good balance of lectures, tutorials, practical etc.)	<table border="1"> <thead> <tr> <th>Choice</th> <th>Number</th> <th>Percentage</th> </tr> </thead> <tbody> <tr> <td>Strongly Agree</td> <td>14</td> <td>82.35%</td> </tr> <tr> <td>Agree</td> <td>3</td> <td>17.65%</td> </tr> <tr> <td>Uncertain</td> <td>0</td> <td>0%</td> </tr> <tr> <td>Disagree</td> <td>0</td> <td>0%</td> </tr> <tr> <td>Strongly Disagree</td> <td>0</td> <td>0%</td> </tr> </tbody> </table>	Choice	Number	Percentage	Strongly Agree	14	82.35%	Agree	3	17.65%	Uncertain	0	0%	Disagree	0	0%	Strongly Disagree	0	0%	 <p>82.4%</p> <ul style="list-style-type: none"> ● Stron... ● Agree
Choice	Number	Percentage																			
Strongly Agree	14	82.35%																			
Agree	3	17.65%																			
Uncertain	0	0%																			
Disagree	0	0%																			
Strongly Disagree	0	0%																			
7	The learning and teaching methods encouraged participation	<table border="1"> <thead> <tr> <th>Choice</th> <th>Number</th> <th>Percentage</th> </tr> </thead> <tbody> <tr> <td>Strongly Agree</td> <td>14</td> <td>82.35%</td> </tr> <tr> <td>Agree</td> <td>3</td> <td>17.65%</td> </tr> <tr> <td>Uncertain</td> <td>0</td> <td>0%</td> </tr> <tr> <td>Disagree</td> <td>0</td> <td>0%</td> </tr> <tr> <td>Strongly Disagree</td> <td>0</td> <td>0%</td> </tr> </tbody> </table>	Choice	Number	Percentage	Strongly Agree	14	82.35%	Agree	3	17.65%	Uncertain	0	0%	Disagree	0	0%	Strongly Disagree	0	0%	 <p>82.4%</p> <ul style="list-style-type: none"> ● Stron... ● Agree
Choice	Number	Percentage																			
Strongly Agree	14	82.35%																			
Agree	3	17.65%																			
Uncertain	0	0%																			
Disagree	0	0%																			
Strongly Disagree	0	0%																			
8	The overall environment in the class was conducive to learning	<table border="1"> <thead> <tr> <th>Choice</th> <th>Number</th> <th>Percentage</th> </tr> </thead> <tbody> <tr> <td>Strongly Agree</td> <td>14</td> <td>82.35%</td> </tr> <tr> <td>Agree</td> <td>3</td> <td>17.65%</td> </tr> <tr> <td>Uncertain</td> <td>0</td> <td>0%</td> </tr> <tr> <td>Disagree</td> <td>0</td> <td>0%</td> </tr> <tr> <td>Strongly Disagree</td> <td>0</td> <td>0%</td> </tr> </tbody> </table>	Choice	Number	Percentage	Strongly Agree	14	82.35%	Agree	3	17.65%	Uncertain	0	0%	Disagree	0	0%	Strongly Disagree	0	0%	 <p>82.4%</p> <ul style="list-style-type: none"> ● Stron... ● Agree
Choice	Number	Percentage																			
Strongly Agree	14	82.35%																			
Agree	3	17.65%																			
Uncertain	0	0%																			
Disagree	0	0%																			
Strongly Disagree	0	0%																			
9	Classrooms were satisfactory	<table border="1"> <thead> <tr> <th>Choice</th> <th>Number</th> <th>Percentage</th> </tr> </thead> <tbody> <tr> <td>Strongly Agree</td> <td>14</td> <td>82.35%</td> </tr> <tr> <td>Agree</td> <td>2</td> <td>11.76%</td> </tr> <tr> <td>Uncertain</td> <td>0</td> <td>0%</td> </tr> <tr> <td>Disagree</td> <td>1</td> <td>5.88%</td> </tr> <tr> <td>Strongly Disagree</td> <td>0</td> <td>0%</td> </tr> </tbody> </table>	Choice	Number	Percentage	Strongly Agree	14	82.35%	Agree	2	11.76%	Uncertain	0	0%	Disagree	1	5.88%	Strongly Disagree	0	0%	 <p>82.4%</p> <ul style="list-style-type: none"> ● Stron... ● Agree ● Disa...
Choice	Number	Percentage																			
Strongly Agree	14	82.35%																			
Agree	2	11.76%																			
Uncertain	0	0%																			
Disagree	1	5.88%																			
Strongly Disagree	0	0%																			

10	Learning materials (Lesson Plans, Course Notes etc.) were relevant and useful	<table border="1"> <thead> <tr> <th>Choice</th> <th>Number</th> <th>Percentage</th> </tr> </thead> <tbody> <tr> <td>Strongly Agree</td> <td>14</td> <td>82.35%</td> </tr> <tr> <td>Agree</td> <td>2</td> <td>11.76%</td> </tr> <tr> <td>Uncertain</td> <td>1</td> <td>5.88%</td> </tr> <tr> <td>Disagree</td> <td>0</td> <td>0%</td> </tr> <tr> <td>Strongly Disagree</td> <td>0</td> <td>0%</td> </tr> </tbody> </table>	Choice	Number	Percentage	Strongly Agree	14	82.35%	Agree	2	11.76%	Uncertain	1	5.88%	Disagree	0	0%	Strongly Disagree	0	0%	 <p>82.4%</p> <ul style="list-style-type: none"> ● Stron... ● Agree ● Unce...
Choice	Number	Percentage																			
Strongly Agree	14	82.35%																			
Agree	2	11.76%																			
Uncertain	1	5.88%																			
Disagree	0	0%																			
Strongly Disagree	0	0%																			
11	Recommended reading Books etc. were relevant and appropriate	<table border="1"> <thead> <tr> <th>Choice</th> <th>Number</th> <th>Percentage</th> </tr> </thead> <tbody> <tr> <td>Strongly Agree</td> <td>14</td> <td>82.35%</td> </tr> <tr> <td>Agree</td> <td>2</td> <td>11.76%</td> </tr> <tr> <td>Uncertain</td> <td>1</td> <td>5.88%</td> </tr> <tr> <td>Disagree</td> <td>0</td> <td>0%</td> </tr> <tr> <td>Strongly Disagree</td> <td>0</td> <td>0%</td> </tr> </tbody> </table>	Choice	Number	Percentage	Strongly Agree	14	82.35%	Agree	2	11.76%	Uncertain	1	5.88%	Disagree	0	0%	Strongly Disagree	0	0%	 <p>82.4%</p> <ul style="list-style-type: none"> ● Stron... ● Agree ● Unce...
Choice	Number	Percentage																			
Strongly Agree	14	82.35%																			
Agree	2	11.76%																			
Uncertain	1	5.88%																			
Disagree	0	0%																			
Strongly Disagree	0	0%																			
12	The provision of learning resources in the library was adequate and appropriate	<table border="1"> <thead> <tr> <th>Choice</th> <th>Number</th> <th>Percentage</th> </tr> </thead> <tbody> <tr> <td>Strongly Agree</td> <td>14</td> <td>82.35%</td> </tr> <tr> <td>Agree</td> <td>2</td> <td>11.76%</td> </tr> <tr> <td>Uncertain</td> <td>0</td> <td>0%</td> </tr> <tr> <td>Disagree</td> <td>1</td> <td>5.88%</td> </tr> <tr> <td>Strongly Disagree</td> <td>0</td> <td>0%</td> </tr> </tbody> </table>	Choice	Number	Percentage	Strongly Agree	14	82.35%	Agree	2	11.76%	Uncertain	0	0%	Disagree	1	5.88%	Strongly Disagree	0	0%	 <p>82.4%</p> <ul style="list-style-type: none"> ● Stron... ● Agree ● Disa...
Choice	Number	Percentage																			
Strongly Agree	14	82.35%																			
Agree	2	11.76%																			
Uncertain	0	0%																			
Disagree	1	5.88%																			
Strongly Disagree	0	0%																			
13	The provision of learning resources on the Web was adequate and appropriate (if relevant)	<table border="1"> <thead> <tr> <th>Choice</th> <th>Number</th> <th>Percentage</th> </tr> </thead> <tbody> <tr> <td>Strongly Agree</td> <td>14</td> <td>82.35%</td> </tr> <tr> <td>Agree</td> <td>2</td> <td>11.76%</td> </tr> <tr> <td>Uncertain</td> <td>0</td> <td>0%</td> </tr> <tr> <td>Disagree</td> <td>1</td> <td>5.88%</td> </tr> <tr> <td>Strongly Disagree</td> <td>0</td> <td>0%</td> </tr> </tbody> </table>	Choice	Number	Percentage	Strongly Agree	14	82.35%	Agree	2	11.76%	Uncertain	0	0%	Disagree	1	5.88%	Strongly Disagree	0	0%	 <p>82.4%</p> <ul style="list-style-type: none"> ● Stron... ● Agree ● Disa...
Choice	Number	Percentage																			
Strongly Agree	14	82.35%																			
Agree	2	11.76%																			
Uncertain	0	0%																			
Disagree	1	5.88%																			
Strongly Disagree	0	0%																			
14	The Course stimulated my interest and thought on the subject area	<table border="1"> <thead> <tr> <th>Choice</th> <th>Number</th> <th>Percentage</th> </tr> </thead> <tbody> <tr> <td>Strongly Agree</td> <td>14</td> <td>82.35%</td> </tr> <tr> <td>Agree</td> <td>3</td> <td>17.65%</td> </tr> <tr> <td>Uncertain</td> <td>0</td> <td>0%</td> </tr> <tr> <td>Disagree</td> <td>0</td> <td>0%</td> </tr> <tr> <td>Strongly Disagree</td> <td>0</td> <td>0%</td> </tr> </tbody> </table>	Choice	Number	Percentage	Strongly Agree	14	82.35%	Agree	3	17.65%	Uncertain	0	0%	Disagree	0	0%	Strongly Disagree	0	0%	 <p>82.4%</p> <ul style="list-style-type: none"> ● Stron... ● Agree
Choice	Number	Percentage																			
Strongly Agree	14	82.35%																			
Agree	3	17.65%																			
Uncertain	0	0%																			
Disagree	0	0%																			
Strongly Disagree	0	0%																			

15	The pace of the Course was appropriate	<table border="1"> <thead> <tr> <th>Choice</th> <th>Number</th> <th>Percentage</th> </tr> </thead> <tbody> <tr> <td>Strongly Agree</td> <td>14</td> <td>82.35%</td> </tr> <tr> <td>Agree</td> <td>3</td> <td>17.65%</td> </tr> <tr> <td>Uncertain</td> <td>0</td> <td>0%</td> </tr> <tr> <td>Disagree</td> <td>0</td> <td>0%</td> </tr> <tr> <td>Strongly Disagree</td> <td>0</td> <td>0%</td> </tr> </tbody> </table>	Choice	Number	Percentage	Strongly Agree	14	82.35%	Agree	3	17.65%	Uncertain	0	0%	Disagree	0	0%	Strongly Disagree	0	0%	 <p>82.4%</p> <ul style="list-style-type: none"> ● Stron... ● Agree
Choice	Number	Percentage																			
Strongly Agree	14	82.35%																			
Agree	3	17.65%																			
Uncertain	0	0%																			
Disagree	0	0%																			
Strongly Disagree	0	0%																			
16	Ideas and concepts were presented clearly	<table border="1"> <thead> <tr> <th>Choice</th> <th>Number</th> <th>Percentage</th> </tr> </thead> <tbody> <tr> <td>Strongly Agree</td> <td>14</td> <td>82.35%</td> </tr> <tr> <td>Agree</td> <td>3</td> <td>17.65%</td> </tr> <tr> <td>Uncertain</td> <td>0</td> <td>0%</td> </tr> <tr> <td>Disagree</td> <td>0</td> <td>0%</td> </tr> <tr> <td>Strongly Disagree</td> <td>0</td> <td>0%</td> </tr> </tbody> </table>	Choice	Number	Percentage	Strongly Agree	14	82.35%	Agree	3	17.65%	Uncertain	0	0%	Disagree	0	0%	Strongly Disagree	0	0%	 <p>82.4%</p> <ul style="list-style-type: none"> ● Stron... ● Agree
Choice	Number	Percentage																			
Strongly Agree	14	82.35%																			
Agree	3	17.65%																			
Uncertain	0	0%																			
Disagree	0	0%																			
Strongly Disagree	0	0%																			
17	The method of assessment were reasonable	<table border="1"> <thead> <tr> <th>Choice</th> <th>Number</th> <th>Percentage</th> </tr> </thead> <tbody> <tr> <td>Strongly Agree</td> <td>14</td> <td>82.35%</td> </tr> <tr> <td>Agree</td> <td>2</td> <td>11.76%</td> </tr> <tr> <td>Uncertain</td> <td>0</td> <td>0%</td> </tr> <tr> <td>Disagree</td> <td>1</td> <td>5.88%</td> </tr> <tr> <td>Strongly Disagree</td> <td>0</td> <td>0%</td> </tr> </tbody> </table>	Choice	Number	Percentage	Strongly Agree	14	82.35%	Agree	2	11.76%	Uncertain	0	0%	Disagree	1	5.88%	Strongly Disagree	0	0%	 <p>82.4%</p> <ul style="list-style-type: none"> ● Stron... ● Agree ● Disa...
Choice	Number	Percentage																			
Strongly Agree	14	82.35%																			
Agree	2	11.76%																			
Uncertain	0	0%																			
Disagree	1	5.88%																			
Strongly Disagree	0	0%																			
18	Feedback on assessment was timely	<table border="1"> <thead> <tr> <th>Choice</th> <th>Number</th> <th>Percentage</th> </tr> </thead> <tbody> <tr> <td>Strongly Agree</td> <td>14</td> <td>82.35%</td> </tr> <tr> <td>Agree</td> <td>2</td> <td>11.76%</td> </tr> <tr> <td>Uncertain</td> <td>1</td> <td>5.88%</td> </tr> <tr> <td>Disagree</td> <td>0</td> <td>0%</td> </tr> <tr> <td>Strongly Disagree</td> <td>0</td> <td>0%</td> </tr> </tbody> </table>	Choice	Number	Percentage	Strongly Agree	14	82.35%	Agree	2	11.76%	Uncertain	1	5.88%	Disagree	0	0%	Strongly Disagree	0	0%	 <p>82.4%</p> <ul style="list-style-type: none"> ● Stron... ● Agree ● Unce...
Choice	Number	Percentage																			
Strongly Agree	14	82.35%																			
Agree	2	11.76%																			
Uncertain	1	5.88%																			
Disagree	0	0%																			
Strongly Disagree	0	0%																			
19	Feedback on assessment was helpful	<table border="1"> <thead> <tr> <th>Choice</th> <th>Number</th> <th>Percentage</th> </tr> </thead> <tbody> <tr> <td>Strongly Agree</td> <td>15</td> <td>88.24%</td> </tr> <tr> <td>Agree</td> <td>2</td> <td>11.76%</td> </tr> <tr> <td>Uncertain</td> <td>0</td> <td>0%</td> </tr> <tr> <td>Disagree</td> <td>0</td> <td>0%</td> </tr> <tr> <td>Strongly Disagree</td> <td>0</td> <td>0%</td> </tr> </tbody> </table>	Choice	Number	Percentage	Strongly Agree	15	88.24%	Agree	2	11.76%	Uncertain	0	0%	Disagree	0	0%	Strongly Disagree	0	0%	 <p>88.2%</p> <ul style="list-style-type: none"> ● Stron... ● Agree
Choice	Number	Percentage																			
Strongly Agree	15	88.24%																			
Agree	2	11.76%																			
Uncertain	0	0%																			
Disagree	0	0%																			
Strongly Disagree	0	0%																			

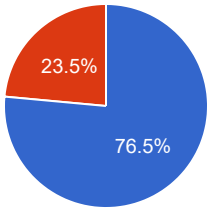
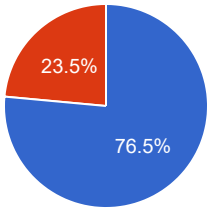
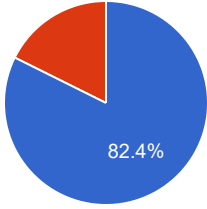
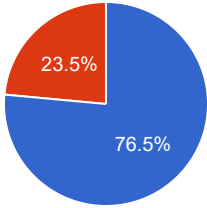
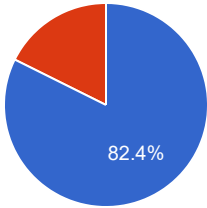
20	I understood the lectures	<table border="1"> <thead> <tr> <th>Choice</th> <th>Number</th> <th>Percentage</th> </tr> </thead> <tbody> <tr> <td>Strongly Agree</td> <td>14</td> <td>82.35%</td> </tr> <tr> <td>Agree</td> <td>2</td> <td>11.76%</td> </tr> <tr> <td>Uncertain</td> <td>0</td> <td>0%</td> </tr> <tr> <td>Disagree</td> <td>1</td> <td>5.88%</td> </tr> <tr> <td>Strongly Disagree</td> <td>0</td> <td>0%</td> </tr> </tbody> </table>	Choice	Number	Percentage	Strongly Agree	14	82.35%	Agree	2	11.76%	Uncertain	0	0%	Disagree	1	5.88%	Strongly Disagree	0	0%	 <ul style="list-style-type: none"> ● Stron... ● Agree ● Disa...
Choice	Number	Percentage																			
Strongly Agree	14	82.35%																			
Agree	2	11.76%																			
Uncertain	0	0%																			
Disagree	1	5.88%																			
Strongly Disagree	0	0%																			
21	The material was well organized and presented	<table border="1"> <thead> <tr> <th>Choice</th> <th>Number</th> <th>Percentage</th> </tr> </thead> <tbody> <tr> <td>Strongly Agree</td> <td>14</td> <td>82.35%</td> </tr> <tr> <td>Agree</td> <td>2</td> <td>11.76%</td> </tr> <tr> <td>Uncertain</td> <td>1</td> <td>5.88%</td> </tr> <tr> <td>Disagree</td> <td>0</td> <td>0%</td> </tr> <tr> <td>Strongly Disagree</td> <td>0</td> <td>0%</td> </tr> </tbody> </table>	Choice	Number	Percentage	Strongly Agree	14	82.35%	Agree	2	11.76%	Uncertain	1	5.88%	Disagree	0	0%	Strongly Disagree	0	0%	 <ul style="list-style-type: none"> ● Stron... ● Agree ● Unce...
Choice	Number	Percentage																			
Strongly Agree	14	82.35%																			
Agree	2	11.76%																			
Uncertain	1	5.88%																			
Disagree	0	0%																			
Strongly Disagree	0	0%																			
22	The instructor was responsive to student needs and problems	<table border="1"> <thead> <tr> <th>Choice</th> <th>Number</th> <th>Percentage</th> </tr> </thead> <tbody> <tr> <td>Strongly Agree</td> <td>15</td> <td>88.24%</td> </tr> <tr> <td>Agree</td> <td>2</td> <td>11.76%</td> </tr> <tr> <td>Uncertain</td> <td>0</td> <td>0%</td> </tr> <tr> <td>Disagree</td> <td>0</td> <td>0%</td> </tr> <tr> <td>Strongly Disagree</td> <td>0</td> <td>0%</td> </tr> </tbody> </table>	Choice	Number	Percentage	Strongly Agree	15	88.24%	Agree	2	11.76%	Uncertain	0	0%	Disagree	0	0%	Strongly Disagree	0	0%	 <ul style="list-style-type: none"> ● Stron... ● Agree
Choice	Number	Percentage																			
Strongly Agree	15	88.24%																			
Agree	2	11.76%																			
Uncertain	0	0%																			
Disagree	0	0%																			
Strongly Disagree	0	0%																			
23	Had the instructor been regular throughout the course	<table border="1"> <thead> <tr> <th>Choice</th> <th>Number</th> <th>Percentage</th> </tr> </thead> <tbody> <tr> <td>Strongly Agree</td> <td>14</td> <td>82.35%</td> </tr> <tr> <td>Agree</td> <td>2</td> <td>11.76%</td> </tr> <tr> <td>Uncertain</td> <td>1</td> <td>5.88%</td> </tr> <tr> <td>Disagree</td> <td>0</td> <td>0%</td> </tr> <tr> <td>Strongly Disagree</td> <td>0</td> <td>0%</td> </tr> </tbody> </table>	Choice	Number	Percentage	Strongly Agree	14	82.35%	Agree	2	11.76%	Uncertain	1	5.88%	Disagree	0	0%	Strongly Disagree	0	0%	 <ul style="list-style-type: none"> ● Stron... ● Agree ● Unce...
Choice	Number	Percentage																			
Strongly Agree	14	82.35%																			
Agree	2	11.76%																			
Uncertain	1	5.88%																			
Disagree	0	0%																			
Strongly Disagree	0	0%																			
24	The material in the tutorials was useful	<table border="1"> <thead> <tr> <th>Choice</th> <th>Number</th> <th>Percentage</th> </tr> </thead> <tbody> <tr> <td>Strongly Agree</td> <td>14</td> <td>82.35%</td> </tr> <tr> <td>Agree</td> <td>2</td> <td>11.76%</td> </tr> <tr> <td>Uncertain</td> <td>1</td> <td>5.88%</td> </tr> <tr> <td>Disagree</td> <td>0</td> <td>0%</td> </tr> <tr> <td>Strongly Disagree</td> <td>0</td> <td>0%</td> </tr> </tbody> </table>	Choice	Number	Percentage	Strongly Agree	14	82.35%	Agree	2	11.76%	Uncertain	1	5.88%	Disagree	0	0%	Strongly Disagree	0	0%	 <ul style="list-style-type: none"> ● Stron... ● Agree ● Unce...
Choice	Number	Percentage																			
Strongly Agree	14	82.35%																			
Agree	2	11.76%																			
Uncertain	1	5.88%																			
Disagree	0	0%																			
Strongly Disagree	0	0%																			

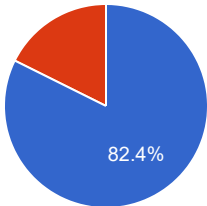
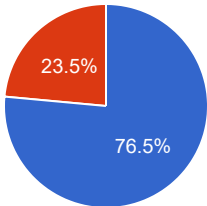
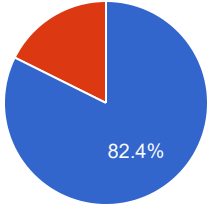
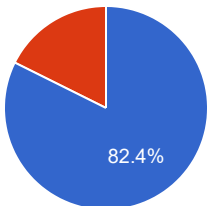
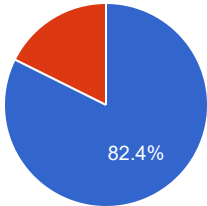
25	I was happy with the amount of work needed for tutorials	<table border="1"> <thead> <tr> <th>Choice</th> <th>Number</th> <th>Percentage</th> </tr> </thead> <tbody> <tr> <td>Strongly Agree</td> <td>14</td> <td>82.35%</td> </tr> <tr> <td>Agree</td> <td>3</td> <td>17.65%</td> </tr> <tr> <td>Uncertain</td> <td>0</td> <td>0%</td> </tr> <tr> <td>Disagree</td> <td>0</td> <td>0%</td> </tr> <tr> <td>Strongly Disagree</td> <td>0</td> <td>0%</td> </tr> </tbody> </table>	Choice	Number	Percentage	Strongly Agree	14	82.35%	Agree	3	17.65%	Uncertain	0	0%	Disagree	0	0%	Strongly Disagree	0	0%	 <p>82.4%</p> <ul style="list-style-type: none"> ● Stron... ● Agree
Choice	Number	Percentage																			
Strongly Agree	14	82.35%																			
Agree	3	17.65%																			
Uncertain	0	0%																			
Disagree	0	0%																			
Strongly Disagree	0	0%																			
26	The tutor dealt effectively with my problems	<table border="1"> <thead> <tr> <th>Choice</th> <th>Number</th> <th>Percentage</th> </tr> </thead> <tbody> <tr> <td>Strongly Agree</td> <td>14</td> <td>82.35%</td> </tr> <tr> <td>Agree</td> <td>3</td> <td>17.65%</td> </tr> <tr> <td>Uncertain</td> <td>0</td> <td>0%</td> </tr> <tr> <td>Disagree</td> <td>0</td> <td>0%</td> </tr> <tr> <td>Strongly Disagree</td> <td>0</td> <td>0%</td> </tr> </tbody> </table>	Choice	Number	Percentage	Strongly Agree	14	82.35%	Agree	3	17.65%	Uncertain	0	0%	Disagree	0	0%	Strongly Disagree	0	0%	 <p>82.4%</p> <ul style="list-style-type: none"> ● Stron... ● Agree
Choice	Number	Percentage																			
Strongly Agree	14	82.35%																			
Agree	3	17.65%																			
Uncertain	0	0%																			
Disagree	0	0%																			
Strongly Disagree	0	0%																			
27	The material in the practicals was useful	<table border="1"> <thead> <tr> <th>Choice</th> <th>Number</th> <th>Percentage</th> </tr> </thead> <tbody> <tr> <td>Strongly Agree</td> <td>14</td> <td>82.35%</td> </tr> <tr> <td>Agree</td> <td>3</td> <td>17.65%</td> </tr> <tr> <td>Uncertain</td> <td>0</td> <td>0%</td> </tr> <tr> <td>Disagree</td> <td>0</td> <td>0%</td> </tr> <tr> <td>Strongly Disagree</td> <td>0</td> <td>0%</td> </tr> </tbody> </table>	Choice	Number	Percentage	Strongly Agree	14	82.35%	Agree	3	17.65%	Uncertain	0	0%	Disagree	0	0%	Strongly Disagree	0	0%	 <p>82.4%</p> <ul style="list-style-type: none"> ● Stron... ● Agree
Choice	Number	Percentage																			
Strongly Agree	14	82.35%																			
Agree	3	17.65%																			
Uncertain	0	0%																			
Disagree	0	0%																			
Strongly Disagree	0	0%																			
28	The demonstrators dealt effectively with my problems	<table border="1"> <thead> <tr> <th>Choice</th> <th>Number</th> <th>Percentage</th> </tr> </thead> <tbody> <tr> <td>Strongly Agree</td> <td>14</td> <td>82.35%</td> </tr> <tr> <td>Agree</td> <td>2</td> <td>11.76%</td> </tr> <tr> <td>Uncertain</td> <td>1</td> <td>5.88%</td> </tr> <tr> <td>Disagree</td> <td>0</td> <td>0%</td> </tr> <tr> <td>Strongly Disagree</td> <td>0</td> <td>0%</td> </tr> </tbody> </table>	Choice	Number	Percentage	Strongly Agree	14	82.35%	Agree	2	11.76%	Uncertain	1	5.88%	Disagree	0	0%	Strongly Disagree	0	0%	 <p>82.4%</p> <ul style="list-style-type: none"> ● Stron... ● Agree ● Unce...
Choice	Number	Percentage																			
Strongly Agree	14	82.35%																			
Agree	2	11.76%																			
Uncertain	1	5.88%																			
Disagree	0	0%																			
Strongly Disagree	0	0%																			
29	The best features of the Course were	<p>good good</p> <p>Uncertain Satisfied ww</p> <p>Good Good good kjljth</p> <p>Class nbvcxcvbn</p>																			

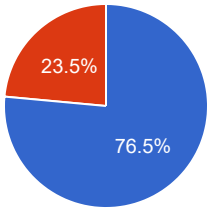
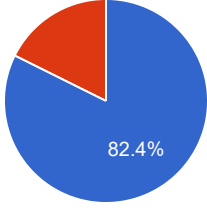
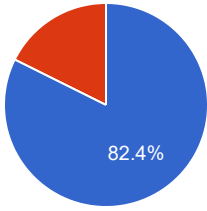
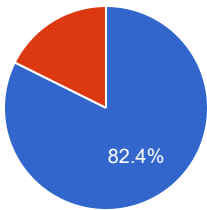
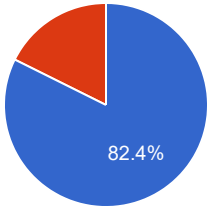
30	The Course could have been improved by	<p>good good</p> <p>Uncertain Good wew good Good Good good gkj</p> <p>Class nbvcgxhc,.</p>
31	<p>The University does not tolerate discrimination on any irrelevant distinction (e.g. race, age, gender) and is committed to work with diversity in a wholly positive way. Please indicate below anything in relation to this Course which may run counter to this objective</p>	<p>good good</p> <p>Uncertain</p> <p>ww</p> <p>Good good gkuyi</p> <p>The</p>

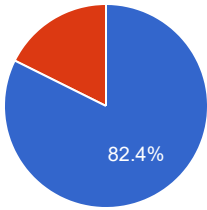
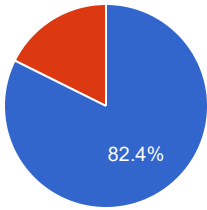
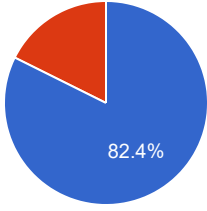
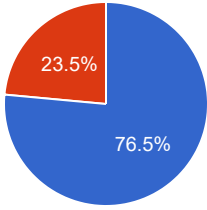
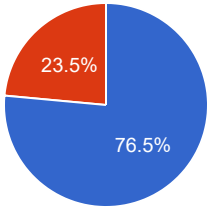
Course Evaluation - Program: 0254

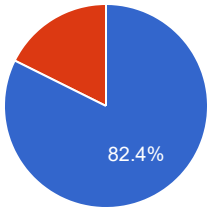
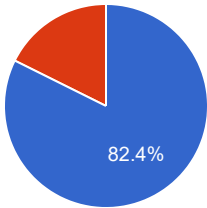
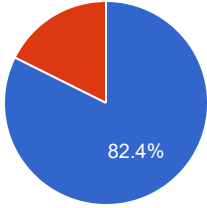
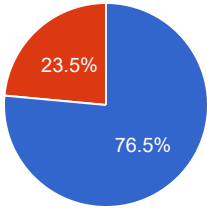
Teacher Name: KARIM ULLAH		Course ID: CT-407(L) Course Title: Environmental Engineering		Session: 2018 Fall																			
Shift: After noon -- Section:		Total Strength: 22		Attempted: 17																			
S.No	Question	Opinions			Chart																		
1	The course objectives were clear	<table border="1"> <thead> <tr> <th>Choice</th> <th>Number</th> <th>Percentage</th> </tr> </thead> <tbody> <tr> <td>Strongly Agree</td> <td>13</td> <td>76.47%</td> </tr> <tr> <td>Agree</td> <td>4</td> <td>23.53%</td> </tr> <tr> <td>Uncertain</td> <td>0</td> <td>0%</td> </tr> <tr> <td>Disagree</td> <td>0</td> <td>0%</td> </tr> <tr> <td>Strongly Disagree</td> <td>0</td> <td>0%</td> </tr> </tbody> </table>	Choice	Number	Percentage	Strongly Agree	13	76.47%	Agree	4	23.53%	Uncertain	0	0%	Disagree	0	0%	Strongly Disagree	0	0%	<p>A pie chart with two segments: a large blue segment representing 'Strongly Agree' at 76.5% and a smaller red segment representing 'Agree' at 23.5%. A legend to the right shows a blue circle for 'Stron...' and a red circle for 'Agree'.</p>		
Choice	Number	Percentage																					
Strongly Agree	13	76.47%																					
Agree	4	23.53%																					
Uncertain	0	0%																					
Disagree	0	0%																					
Strongly Disagree	0	0%																					
2	The Course workload was manageable	<table border="1"> <thead> <tr> <th>Choice</th> <th>Number</th> <th>Percentage</th> </tr> </thead> <tbody> <tr> <td>Strongly Agree</td> <td>12</td> <td>70.59%</td> </tr> <tr> <td>Agree</td> <td>5</td> <td>29.41%</td> </tr> <tr> <td>Uncertain</td> <td>0</td> <td>0%</td> </tr> <tr> <td>Disagree</td> <td>0</td> <td>0%</td> </tr> <tr> <td>Strongly Disagree</td> <td>0</td> <td>0%</td> </tr> </tbody> </table>	Choice	Number	Percentage	Strongly Agree	12	70.59%	Agree	5	29.41%	Uncertain	0	0%	Disagree	0	0%	Strongly Disagree	0	0%	<p>A pie chart with two segments: a large blue segment representing 'Strongly Agree' at 70.6% and a smaller red segment representing 'Agree' at 29.4%. A legend to the right shows a blue circle for 'Stron...' and a red circle for 'Agree'.</p>		
Choice	Number	Percentage																					
Strongly Agree	12	70.59%																					
Agree	5	29.41%																					
Uncertain	0	0%																					
Disagree	0	0%																					
Strongly Disagree	0	0%																					
3	The Course was well organized (e.g. timely access to materials, notification of changes, etc.)	<table border="1"> <thead> <tr> <th>Choice</th> <th>Number</th> <th>Percentage</th> </tr> </thead> <tbody> <tr> <td>Strongly Agree</td> <td>14</td> <td>82.35%</td> </tr> <tr> <td>Agree</td> <td>3</td> <td>17.65%</td> </tr> <tr> <td>Uncertain</td> <td>0</td> <td>0%</td> </tr> <tr> <td>Disagree</td> <td>0</td> <td>0%</td> </tr> <tr> <td>Strongly Disagree</td> <td>0</td> <td>0%</td> </tr> </tbody> </table>	Choice	Number	Percentage	Strongly Agree	14	82.35%	Agree	3	17.65%	Uncertain	0	0%	Disagree	0	0%	Strongly Disagree	0	0%	<p>A pie chart with two segments: a large blue segment representing 'Strongly Agree' at 82.4% and a smaller red segment representing 'Agree' at 17.6%. A legend to the right shows a blue circle for 'Stron...' and a red circle for 'Agree'.</p>		
Choice	Number	Percentage																					
Strongly Agree	14	82.35%																					
Agree	3	17.65%																					
Uncertain	0	0%																					
Disagree	0	0%																					
Strongly Disagree	0	0%																					
4	I participated actively in the Course	<table border="1"> <thead> <tr> <th>Choice</th> <th>Number</th> <th>Percentage</th> </tr> </thead> <tbody> <tr> <td>Strongly Agree</td> <td>14</td> <td>82.35%</td> </tr> <tr> <td>Agree</td> <td>3</td> <td>17.65%</td> </tr> <tr> <td>Uncertain</td> <td>0</td> <td>0%</td> </tr> <tr> <td>Disagree</td> <td>0</td> <td>0%</td> </tr> <tr> <td>Strongly Disagree</td> <td>0</td> <td>0%</td> </tr> </tbody> </table>	Choice	Number	Percentage	Strongly Agree	14	82.35%	Agree	3	17.65%	Uncertain	0	0%	Disagree	0	0%	Strongly Disagree	0	0%	<p>A pie chart with two segments: a large blue segment representing 'Strongly Agree' at 82.4% and a smaller red segment representing 'Agree' at 17.6%. A legend to the right shows a blue circle for 'Stron...' and a red circle for 'Agree'.</p>		
Choice	Number	Percentage																					
Strongly Agree	14	82.35%																					
Agree	3	17.65%																					
Uncertain	0	0%																					
Disagree	0	0%																					
Strongly Disagree	0	0%																					

5	I think I have made progress in this Course	<table border="1"> <thead> <tr> <th>Choice</th> <th>Number</th> <th>Percentage</th> </tr> </thead> <tbody> <tr> <td>Strongly Agree</td> <td>13</td> <td>76.47%</td> </tr> <tr> <td>Agree</td> <td>4</td> <td>23.53%</td> </tr> <tr> <td>Uncertain</td> <td>0</td> <td>0%</td> </tr> <tr> <td>Disagree</td> <td>0</td> <td>0%</td> </tr> <tr> <td>Strongly Disagree</td> <td>0</td> <td>0%</td> </tr> </tbody> </table>	Choice	Number	Percentage	Strongly Agree	13	76.47%	Agree	4	23.53%	Uncertain	0	0%	Disagree	0	0%	Strongly Disagree	0	0%	 <p>● Stron... ● Agree</p>
Choice	Number	Percentage																			
Strongly Agree	13	76.47%																			
Agree	4	23.53%																			
Uncertain	0	0%																			
Disagree	0	0%																			
Strongly Disagree	0	0%																			
6	I think the Course was well structured to achieve the learning outcomes (there was a good balance of lectures, tutorials, practical etc.)	<table border="1"> <thead> <tr> <th>Choice</th> <th>Number</th> <th>Percentage</th> </tr> </thead> <tbody> <tr> <td>Strongly Agree</td> <td>13</td> <td>76.47%</td> </tr> <tr> <td>Agree</td> <td>4</td> <td>23.53%</td> </tr> <tr> <td>Uncertain</td> <td>0</td> <td>0%</td> </tr> <tr> <td>Disagree</td> <td>0</td> <td>0%</td> </tr> <tr> <td>Strongly Disagree</td> <td>0</td> <td>0%</td> </tr> </tbody> </table>	Choice	Number	Percentage	Strongly Agree	13	76.47%	Agree	4	23.53%	Uncertain	0	0%	Disagree	0	0%	Strongly Disagree	0	0%	 <p>● Stron... ● Agree</p>
Choice	Number	Percentage																			
Strongly Agree	13	76.47%																			
Agree	4	23.53%																			
Uncertain	0	0%																			
Disagree	0	0%																			
Strongly Disagree	0	0%																			
7	The learning and teaching methods encouraged participation	<table border="1"> <thead> <tr> <th>Choice</th> <th>Number</th> <th>Percentage</th> </tr> </thead> <tbody> <tr> <td>Strongly Agree</td> <td>14</td> <td>82.35%</td> </tr> <tr> <td>Agree</td> <td>3</td> <td>17.65%</td> </tr> <tr> <td>Uncertain</td> <td>0</td> <td>0%</td> </tr> <tr> <td>Disagree</td> <td>0</td> <td>0%</td> </tr> <tr> <td>Strongly Disagree</td> <td>0</td> <td>0%</td> </tr> </tbody> </table>	Choice	Number	Percentage	Strongly Agree	14	82.35%	Agree	3	17.65%	Uncertain	0	0%	Disagree	0	0%	Strongly Disagree	0	0%	 <p>● Stron... ● Agree</p>
Choice	Number	Percentage																			
Strongly Agree	14	82.35%																			
Agree	3	17.65%																			
Uncertain	0	0%																			
Disagree	0	0%																			
Strongly Disagree	0	0%																			
8	The overall environment in the class was conducive to learning	<table border="1"> <thead> <tr> <th>Choice</th> <th>Number</th> <th>Percentage</th> </tr> </thead> <tbody> <tr> <td>Strongly Agree</td> <td>13</td> <td>76.47%</td> </tr> <tr> <td>Agree</td> <td>4</td> <td>23.53%</td> </tr> <tr> <td>Uncertain</td> <td>0</td> <td>0%</td> </tr> <tr> <td>Disagree</td> <td>0</td> <td>0%</td> </tr> <tr> <td>Strongly Disagree</td> <td>0</td> <td>0%</td> </tr> </tbody> </table>	Choice	Number	Percentage	Strongly Agree	13	76.47%	Agree	4	23.53%	Uncertain	0	0%	Disagree	0	0%	Strongly Disagree	0	0%	 <p>● Stron... ● Agree</p>
Choice	Number	Percentage																			
Strongly Agree	13	76.47%																			
Agree	4	23.53%																			
Uncertain	0	0%																			
Disagree	0	0%																			
Strongly Disagree	0	0%																			
9	Classrooms were satisfactory	<table border="1"> <thead> <tr> <th>Choice</th> <th>Number</th> <th>Percentage</th> </tr> </thead> <tbody> <tr> <td>Strongly Agree</td> <td>14</td> <td>82.35%</td> </tr> <tr> <td>Agree</td> <td>3</td> <td>17.65%</td> </tr> <tr> <td>Uncertain</td> <td>0</td> <td>0%</td> </tr> <tr> <td>Disagree</td> <td>0</td> <td>0%</td> </tr> <tr> <td>Strongly Disagree</td> <td>0</td> <td>0%</td> </tr> </tbody> </table>	Choice	Number	Percentage	Strongly Agree	14	82.35%	Agree	3	17.65%	Uncertain	0	0%	Disagree	0	0%	Strongly Disagree	0	0%	 <p>● Stron... ● Agree</p>
Choice	Number	Percentage																			
Strongly Agree	14	82.35%																			
Agree	3	17.65%																			
Uncertain	0	0%																			
Disagree	0	0%																			
Strongly Disagree	0	0%																			

10	Learning materials (Lesson Plans, Course Notes etc.) were relevant and useful	<table border="1"> <thead> <tr> <th>Choice</th> <th>Number</th> <th>Percentage</th> </tr> </thead> <tbody> <tr> <td>Strongly Agree</td> <td>14</td> <td>82.35%</td> </tr> <tr> <td>Agree</td> <td>3</td> <td>17.65%</td> </tr> <tr> <td>Uncertain</td> <td>0</td> <td>0%</td> </tr> <tr> <td>Disagree</td> <td>0</td> <td>0%</td> </tr> <tr> <td>Strongly Disagree</td> <td>0</td> <td>0%</td> </tr> </tbody> </table>	Choice	Number	Percentage	Strongly Agree	14	82.35%	Agree	3	17.65%	Uncertain	0	0%	Disagree	0	0%	Strongly Disagree	0	0%	 <p>82.4%</p> <ul style="list-style-type: none"> ● Stron... ● Agree
Choice	Number	Percentage																			
Strongly Agree	14	82.35%																			
Agree	3	17.65%																			
Uncertain	0	0%																			
Disagree	0	0%																			
Strongly Disagree	0	0%																			
11	Recommended reading Books etc. were relevant and appropriate	<table border="1"> <thead> <tr> <th>Choice</th> <th>Number</th> <th>Percentage</th> </tr> </thead> <tbody> <tr> <td>Strongly Agree</td> <td>13</td> <td>76.47%</td> </tr> <tr> <td>Agree</td> <td>4</td> <td>23.53%</td> </tr> <tr> <td>Uncertain</td> <td>0</td> <td>0%</td> </tr> <tr> <td>Disagree</td> <td>0</td> <td>0%</td> </tr> <tr> <td>Strongly Disagree</td> <td>0</td> <td>0%</td> </tr> </tbody> </table>	Choice	Number	Percentage	Strongly Agree	13	76.47%	Agree	4	23.53%	Uncertain	0	0%	Disagree	0	0%	Strongly Disagree	0	0%	 <p>76.5%</p> <ul style="list-style-type: none"> ● Stron... ● Agree
Choice	Number	Percentage																			
Strongly Agree	13	76.47%																			
Agree	4	23.53%																			
Uncertain	0	0%																			
Disagree	0	0%																			
Strongly Disagree	0	0%																			
12	The provision of learning resources in the library was adequate and appropriate	<table border="1"> <thead> <tr> <th>Choice</th> <th>Number</th> <th>Percentage</th> </tr> </thead> <tbody> <tr> <td>Strongly Agree</td> <td>14</td> <td>82.35%</td> </tr> <tr> <td>Agree</td> <td>3</td> <td>17.65%</td> </tr> <tr> <td>Uncertain</td> <td>0</td> <td>0%</td> </tr> <tr> <td>Disagree</td> <td>0</td> <td>0%</td> </tr> <tr> <td>Strongly Disagree</td> <td>0</td> <td>0%</td> </tr> </tbody> </table>	Choice	Number	Percentage	Strongly Agree	14	82.35%	Agree	3	17.65%	Uncertain	0	0%	Disagree	0	0%	Strongly Disagree	0	0%	 <p>82.4%</p> <ul style="list-style-type: none"> ● Stron... ● Agree
Choice	Number	Percentage																			
Strongly Agree	14	82.35%																			
Agree	3	17.65%																			
Uncertain	0	0%																			
Disagree	0	0%																			
Strongly Disagree	0	0%																			
13	The provision of learning resources on the Web was adequate and appropriate (if relevant)	<table border="1"> <thead> <tr> <th>Choice</th> <th>Number</th> <th>Percentage</th> </tr> </thead> <tbody> <tr> <td>Strongly Agree</td> <td>14</td> <td>82.35%</td> </tr> <tr> <td>Agree</td> <td>3</td> <td>17.65%</td> </tr> <tr> <td>Uncertain</td> <td>0</td> <td>0%</td> </tr> <tr> <td>Disagree</td> <td>0</td> <td>0%</td> </tr> <tr> <td>Strongly Disagree</td> <td>0</td> <td>0%</td> </tr> </tbody> </table>	Choice	Number	Percentage	Strongly Agree	14	82.35%	Agree	3	17.65%	Uncertain	0	0%	Disagree	0	0%	Strongly Disagree	0	0%	 <p>82.4%</p> <ul style="list-style-type: none"> ● Stron... ● Agree
Choice	Number	Percentage																			
Strongly Agree	14	82.35%																			
Agree	3	17.65%																			
Uncertain	0	0%																			
Disagree	0	0%																			
Strongly Disagree	0	0%																			
14	The Course stimulated my interest and thought on the subject area	<table border="1"> <thead> <tr> <th>Choice</th> <th>Number</th> <th>Percentage</th> </tr> </thead> <tbody> <tr> <td>Strongly Agree</td> <td>14</td> <td>82.35%</td> </tr> <tr> <td>Agree</td> <td>3</td> <td>17.65%</td> </tr> <tr> <td>Uncertain</td> <td>0</td> <td>0%</td> </tr> <tr> <td>Disagree</td> <td>0</td> <td>0%</td> </tr> <tr> <td>Strongly Disagree</td> <td>0</td> <td>0%</td> </tr> </tbody> </table>	Choice	Number	Percentage	Strongly Agree	14	82.35%	Agree	3	17.65%	Uncertain	0	0%	Disagree	0	0%	Strongly Disagree	0	0%	 <p>82.4%</p> <ul style="list-style-type: none"> ● Stron... ● Agree
Choice	Number	Percentage																			
Strongly Agree	14	82.35%																			
Agree	3	17.65%																			
Uncertain	0	0%																			
Disagree	0	0%																			
Strongly Disagree	0	0%																			

15	The pace of the Course was appropriate	<table border="1"> <thead> <tr> <th>Choice</th> <th>Number</th> <th>Percentage</th> </tr> </thead> <tbody> <tr> <td>Strongly Agree</td> <td>13</td> <td>76.47%</td> </tr> <tr> <td>Agree</td> <td>4</td> <td>23.53%</td> </tr> <tr> <td>Uncertain</td> <td>0</td> <td>0%</td> </tr> <tr> <td>Disagree</td> <td>0</td> <td>0%</td> </tr> <tr> <td>Strongly Disagree</td> <td>0</td> <td>0%</td> </tr> </tbody> </table>	Choice	Number	Percentage	Strongly Agree	13	76.47%	Agree	4	23.53%	Uncertain	0	0%	Disagree	0	0%	Strongly Disagree	0	0%	 <p>● Stron... ● Agree</p>
Choice	Number	Percentage																			
Strongly Agree	13	76.47%																			
Agree	4	23.53%																			
Uncertain	0	0%																			
Disagree	0	0%																			
Strongly Disagree	0	0%																			
16	Ideas and concepts were presented clearly	<table border="1"> <thead> <tr> <th>Choice</th> <th>Number</th> <th>Percentage</th> </tr> </thead> <tbody> <tr> <td>Strongly Agree</td> <td>14</td> <td>82.35%</td> </tr> <tr> <td>Agree</td> <td>3</td> <td>17.65%</td> </tr> <tr> <td>Uncertain</td> <td>0</td> <td>0%</td> </tr> <tr> <td>Disagree</td> <td>0</td> <td>0%</td> </tr> <tr> <td>Strongly Disagree</td> <td>0</td> <td>0%</td> </tr> </tbody> </table>	Choice	Number	Percentage	Strongly Agree	14	82.35%	Agree	3	17.65%	Uncertain	0	0%	Disagree	0	0%	Strongly Disagree	0	0%	 <p>● Stron... ● Agree</p>
Choice	Number	Percentage																			
Strongly Agree	14	82.35%																			
Agree	3	17.65%																			
Uncertain	0	0%																			
Disagree	0	0%																			
Strongly Disagree	0	0%																			
17	The method of assessment were reasonable	<table border="1"> <thead> <tr> <th>Choice</th> <th>Number</th> <th>Percentage</th> </tr> </thead> <tbody> <tr> <td>Strongly Agree</td> <td>14</td> <td>82.35%</td> </tr> <tr> <td>Agree</td> <td>3</td> <td>17.65%</td> </tr> <tr> <td>Uncertain</td> <td>0</td> <td>0%</td> </tr> <tr> <td>Disagree</td> <td>0</td> <td>0%</td> </tr> <tr> <td>Strongly Disagree</td> <td>0</td> <td>0%</td> </tr> </tbody> </table>	Choice	Number	Percentage	Strongly Agree	14	82.35%	Agree	3	17.65%	Uncertain	0	0%	Disagree	0	0%	Strongly Disagree	0	0%	 <p>● Stron... ● Agree</p>
Choice	Number	Percentage																			
Strongly Agree	14	82.35%																			
Agree	3	17.65%																			
Uncertain	0	0%																			
Disagree	0	0%																			
Strongly Disagree	0	0%																			
18	Feedback on assessment was timely	<table border="1"> <thead> <tr> <th>Choice</th> <th>Number</th> <th>Percentage</th> </tr> </thead> <tbody> <tr> <td>Strongly Agree</td> <td>14</td> <td>82.35%</td> </tr> <tr> <td>Agree</td> <td>3</td> <td>17.65%</td> </tr> <tr> <td>Uncertain</td> <td>0</td> <td>0%</td> </tr> <tr> <td>Disagree</td> <td>0</td> <td>0%</td> </tr> <tr> <td>Strongly Disagree</td> <td>0</td> <td>0%</td> </tr> </tbody> </table>	Choice	Number	Percentage	Strongly Agree	14	82.35%	Agree	3	17.65%	Uncertain	0	0%	Disagree	0	0%	Strongly Disagree	0	0%	 <p>● Stron... ● Agree</p>
Choice	Number	Percentage																			
Strongly Agree	14	82.35%																			
Agree	3	17.65%																			
Uncertain	0	0%																			
Disagree	0	0%																			
Strongly Disagree	0	0%																			
19	Feedback on assessment was helpful	<table border="1"> <thead> <tr> <th>Choice</th> <th>Number</th> <th>Percentage</th> </tr> </thead> <tbody> <tr> <td>Strongly Agree</td> <td>14</td> <td>82.35%</td> </tr> <tr> <td>Agree</td> <td>3</td> <td>17.65%</td> </tr> <tr> <td>Uncertain</td> <td>0</td> <td>0%</td> </tr> <tr> <td>Disagree</td> <td>0</td> <td>0%</td> </tr> <tr> <td>Strongly Disagree</td> <td>0</td> <td>0%</td> </tr> </tbody> </table>	Choice	Number	Percentage	Strongly Agree	14	82.35%	Agree	3	17.65%	Uncertain	0	0%	Disagree	0	0%	Strongly Disagree	0	0%	 <p>● Stron... ● Agree</p>
Choice	Number	Percentage																			
Strongly Agree	14	82.35%																			
Agree	3	17.65%																			
Uncertain	0	0%																			
Disagree	0	0%																			
Strongly Disagree	0	0%																			

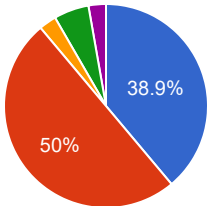
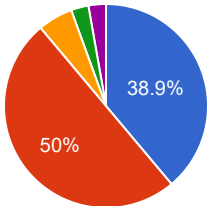
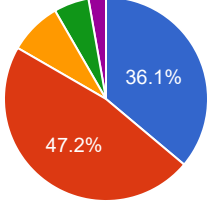
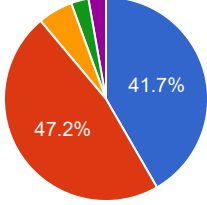
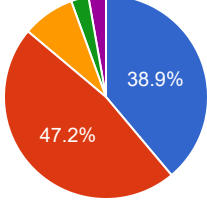
20	I understood the lectures	<table border="1"> <thead> <tr> <th>Choice</th> <th>Number</th> <th>Percentage</th> </tr> </thead> <tbody> <tr> <td>Strongly Agree</td> <td>14</td> <td>82.35%</td> </tr> <tr> <td>Agree</td> <td>3</td> <td>17.65%</td> </tr> <tr> <td>Uncertain</td> <td>0</td> <td>0%</td> </tr> <tr> <td>Disagree</td> <td>0</td> <td>0%</td> </tr> <tr> <td>Strongly Disagree</td> <td>0</td> <td>0%</td> </tr> </tbody> </table>	Choice	Number	Percentage	Strongly Agree	14	82.35%	Agree	3	17.65%	Uncertain	0	0%	Disagree	0	0%	Strongly Disagree	0	0%	 <p>82.4%</p> <ul style="list-style-type: none"> ● Stron... ● Agree
Choice	Number	Percentage																			
Strongly Agree	14	82.35%																			
Agree	3	17.65%																			
Uncertain	0	0%																			
Disagree	0	0%																			
Strongly Disagree	0	0%																			
21	The material was well organized and presented	<table border="1"> <thead> <tr> <th>Choice</th> <th>Number</th> <th>Percentage</th> </tr> </thead> <tbody> <tr> <td>Strongly Agree</td> <td>14</td> <td>82.35%</td> </tr> <tr> <td>Agree</td> <td>3</td> <td>17.65%</td> </tr> <tr> <td>Uncertain</td> <td>0</td> <td>0%</td> </tr> <tr> <td>Disagree</td> <td>0</td> <td>0%</td> </tr> <tr> <td>Strongly Disagree</td> <td>0</td> <td>0%</td> </tr> </tbody> </table>	Choice	Number	Percentage	Strongly Agree	14	82.35%	Agree	3	17.65%	Uncertain	0	0%	Disagree	0	0%	Strongly Disagree	0	0%	 <p>82.4%</p> <ul style="list-style-type: none"> ● Stron... ● Agree
Choice	Number	Percentage																			
Strongly Agree	14	82.35%																			
Agree	3	17.65%																			
Uncertain	0	0%																			
Disagree	0	0%																			
Strongly Disagree	0	0%																			
22	The instructor was responsive to student needs and problems	<table border="1"> <thead> <tr> <th>Choice</th> <th>Number</th> <th>Percentage</th> </tr> </thead> <tbody> <tr> <td>Strongly Agree</td> <td>14</td> <td>82.35%</td> </tr> <tr> <td>Agree</td> <td>3</td> <td>17.65%</td> </tr> <tr> <td>Uncertain</td> <td>0</td> <td>0%</td> </tr> <tr> <td>Disagree</td> <td>0</td> <td>0%</td> </tr> <tr> <td>Strongly Disagree</td> <td>0</td> <td>0%</td> </tr> </tbody> </table>	Choice	Number	Percentage	Strongly Agree	14	82.35%	Agree	3	17.65%	Uncertain	0	0%	Disagree	0	0%	Strongly Disagree	0	0%	 <p>82.4%</p> <ul style="list-style-type: none"> ● Stron... ● Agree
Choice	Number	Percentage																			
Strongly Agree	14	82.35%																			
Agree	3	17.65%																			
Uncertain	0	0%																			
Disagree	0	0%																			
Strongly Disagree	0	0%																			
23	Had the instructor been regular throughout the course	<table border="1"> <thead> <tr> <th>Choice</th> <th>Number</th> <th>Percentage</th> </tr> </thead> <tbody> <tr> <td>Strongly Agree</td> <td>13</td> <td>76.47%</td> </tr> <tr> <td>Agree</td> <td>4</td> <td>23.53%</td> </tr> <tr> <td>Uncertain</td> <td>0</td> <td>0%</td> </tr> <tr> <td>Disagree</td> <td>0</td> <td>0%</td> </tr> <tr> <td>Strongly Disagree</td> <td>0</td> <td>0%</td> </tr> </tbody> </table>	Choice	Number	Percentage	Strongly Agree	13	76.47%	Agree	4	23.53%	Uncertain	0	0%	Disagree	0	0%	Strongly Disagree	0	0%	 <p>76.5%</p> <p>23.5%</p> <ul style="list-style-type: none"> ● Stron... ● Agree
Choice	Number	Percentage																			
Strongly Agree	13	76.47%																			
Agree	4	23.53%																			
Uncertain	0	0%																			
Disagree	0	0%																			
Strongly Disagree	0	0%																			
24	The material in the tutorials was useful	<table border="1"> <thead> <tr> <th>Choice</th> <th>Number</th> <th>Percentage</th> </tr> </thead> <tbody> <tr> <td>Strongly Agree</td> <td>13</td> <td>76.47%</td> </tr> <tr> <td>Agree</td> <td>4</td> <td>23.53%</td> </tr> <tr> <td>Uncertain</td> <td>0</td> <td>0%</td> </tr> <tr> <td>Disagree</td> <td>0</td> <td>0%</td> </tr> <tr> <td>Strongly Disagree</td> <td>0</td> <td>0%</td> </tr> </tbody> </table>	Choice	Number	Percentage	Strongly Agree	13	76.47%	Agree	4	23.53%	Uncertain	0	0%	Disagree	0	0%	Strongly Disagree	0	0%	 <p>76.5%</p> <p>23.5%</p> <ul style="list-style-type: none"> ● Stron... ● Agree
Choice	Number	Percentage																			
Strongly Agree	13	76.47%																			
Agree	4	23.53%																			
Uncertain	0	0%																			
Disagree	0	0%																			
Strongly Disagree	0	0%																			

25	I was happy with the amount of work needed for tutorials	<table border="1"> <thead> <tr> <th>Choice</th> <th>Number</th> <th>Percentage</th> </tr> </thead> <tbody> <tr> <td>Strongly Agree</td> <td>14</td> <td>82.35%</td> </tr> <tr> <td>Agree</td> <td>3</td> <td>17.65%</td> </tr> <tr> <td>Uncertain</td> <td>0</td> <td>0%</td> </tr> <tr> <td>Disagree</td> <td>0</td> <td>0%</td> </tr> <tr> <td>Strongly Disagree</td> <td>0</td> <td>0%</td> </tr> </tbody> </table>	Choice	Number	Percentage	Strongly Agree	14	82.35%	Agree	3	17.65%	Uncertain	0	0%	Disagree	0	0%	Strongly Disagree	0	0%	 <p>82.4%</p> <ul style="list-style-type: none"> ● Stron... ● Agree
Choice	Number	Percentage																			
Strongly Agree	14	82.35%																			
Agree	3	17.65%																			
Uncertain	0	0%																			
Disagree	0	0%																			
Strongly Disagree	0	0%																			
26	The tutor dealt effectively with my problems	<table border="1"> <thead> <tr> <th>Choice</th> <th>Number</th> <th>Percentage</th> </tr> </thead> <tbody> <tr> <td>Strongly Agree</td> <td>14</td> <td>82.35%</td> </tr> <tr> <td>Agree</td> <td>3</td> <td>17.65%</td> </tr> <tr> <td>Uncertain</td> <td>0</td> <td>0%</td> </tr> <tr> <td>Disagree</td> <td>0</td> <td>0%</td> </tr> <tr> <td>Strongly Disagree</td> <td>0</td> <td>0%</td> </tr> </tbody> </table>	Choice	Number	Percentage	Strongly Agree	14	82.35%	Agree	3	17.65%	Uncertain	0	0%	Disagree	0	0%	Strongly Disagree	0	0%	 <p>82.4%</p> <ul style="list-style-type: none"> ● Stron... ● Agree
Choice	Number	Percentage																			
Strongly Agree	14	82.35%																			
Agree	3	17.65%																			
Uncertain	0	0%																			
Disagree	0	0%																			
Strongly Disagree	0	0%																			
27	The material in the practicals was useful	<table border="1"> <thead> <tr> <th>Choice</th> <th>Number</th> <th>Percentage</th> </tr> </thead> <tbody> <tr> <td>Strongly Agree</td> <td>14</td> <td>82.35%</td> </tr> <tr> <td>Agree</td> <td>3</td> <td>17.65%</td> </tr> <tr> <td>Uncertain</td> <td>0</td> <td>0%</td> </tr> <tr> <td>Disagree</td> <td>0</td> <td>0%</td> </tr> <tr> <td>Strongly Disagree</td> <td>0</td> <td>0%</td> </tr> </tbody> </table>	Choice	Number	Percentage	Strongly Agree	14	82.35%	Agree	3	17.65%	Uncertain	0	0%	Disagree	0	0%	Strongly Disagree	0	0%	 <p>82.4%</p> <ul style="list-style-type: none"> ● Stron... ● Agree
Choice	Number	Percentage																			
Strongly Agree	14	82.35%																			
Agree	3	17.65%																			
Uncertain	0	0%																			
Disagree	0	0%																			
Strongly Disagree	0	0%																			
28	The demonstrators dealt effectively with my problems	<table border="1"> <thead> <tr> <th>Choice</th> <th>Number</th> <th>Percentage</th> </tr> </thead> <tbody> <tr> <td>Strongly Agree</td> <td>13</td> <td>76.47%</td> </tr> <tr> <td>Agree</td> <td>4</td> <td>23.53%</td> </tr> <tr> <td>Uncertain</td> <td>0</td> <td>0%</td> </tr> <tr> <td>Disagree</td> <td>0</td> <td>0%</td> </tr> <tr> <td>Strongly Disagree</td> <td>0</td> <td>0%</td> </tr> </tbody> </table>	Choice	Number	Percentage	Strongly Agree	13	76.47%	Agree	4	23.53%	Uncertain	0	0%	Disagree	0	0%	Strongly Disagree	0	0%	 <p>76.5%</p> <p>23.5%</p> <ul style="list-style-type: none"> ● Stron... ● Agree
Choice	Number	Percentage																			
Strongly Agree	13	76.47%																			
Agree	4	23.53%																			
Uncertain	0	0%																			
Disagree	0	0%																			
Strongly Disagree	0	0%																			
29	The best features of the Course were	<p>good good good</p> <p>A1 Yes ww good Good Good good</p> <p>Ff nbvcgxm,</p>																			

30	The Course could have been improved by	<p>good good good</p> <p>A1 Yes wd good Good Good good</p> <p>55 nbvhcgh,n.m</p>
31	<p>The University does not tolerate discrimination on any irrelevant distinction (e.g. race, age, gender) and is committed to work with diversity in a wholly positive way. Please indicate below anything in relation to this Course which may run counter to this objective</p>	<p>good good good</p> <p>A1 Yes wd good</p> <p>Good good</p> <p>55</p>

Course Evaluation - Program: 0254

Teacher Name: INAM ULLAH		Course ID: CT-207 Course Title: Mechanics of Solid		Session: 2018 Fall																			
Shift: Weekend -- Section:		Total Strength: 53		Attempted: 46																			
S.No	Question	Opinions			Chart																		
1	The course objectives were clear	<table border="1"> <thead> <tr> <th>Choice</th> <th>Number</th> <th>Percentage</th> </tr> </thead> <tbody> <tr> <td>Strongly Agree</td> <td>13</td> <td>28.26%</td> </tr> <tr> <td>Agree</td> <td>15</td> <td>32.61%</td> </tr> <tr> <td>Uncertain</td> <td>6</td> <td>13.04%</td> </tr> <tr> <td>Disagree</td> <td>1</td> <td>2.17%</td> </tr> <tr> <td>Strongly Disagree</td> <td>1</td> <td>2.17%</td> </tr> </tbody> </table>	Choice	Number	Percentage	Strongly Agree	13	28.26%	Agree	15	32.61%	Uncertain	6	13.04%	Disagree	1	2.17%	Strongly Disagree	1	2.17%			
Choice	Number	Percentage																					
Strongly Agree	13	28.26%																					
Agree	15	32.61%																					
Uncertain	6	13.04%																					
Disagree	1	2.17%																					
Strongly Disagree	1	2.17%																					
2	The Course workload was manageable	<table border="1"> <thead> <tr> <th>Choice</th> <th>Number</th> <th>Percentage</th> </tr> </thead> <tbody> <tr> <td>Strongly Agree</td> <td>11</td> <td>23.91%</td> </tr> <tr> <td>Agree</td> <td>18</td> <td>39.13%</td> </tr> <tr> <td>Uncertain</td> <td>5</td> <td>10.87%</td> </tr> <tr> <td>Disagree</td> <td>1</td> <td>2.17%</td> </tr> <tr> <td>Strongly Disagree</td> <td>1</td> <td>2.17%</td> </tr> </tbody> </table>	Choice	Number	Percentage	Strongly Agree	11	23.91%	Agree	18	39.13%	Uncertain	5	10.87%	Disagree	1	2.17%	Strongly Disagree	1	2.17%			
Choice	Number	Percentage																					
Strongly Agree	11	23.91%																					
Agree	18	39.13%																					
Uncertain	5	10.87%																					
Disagree	1	2.17%																					
Strongly Disagree	1	2.17%																					
3	The Course was well organized (e.g. timely access to materials, notification of changes, etc.)	<table border="1"> <thead> <tr> <th>Choice</th> <th>Number</th> <th>Percentage</th> </tr> </thead> <tbody> <tr> <td>Strongly Agree</td> <td>12</td> <td>26.09%</td> </tr> <tr> <td>Agree</td> <td>19</td> <td>41.3%</td> </tr> <tr> <td>Uncertain</td> <td>3</td> <td>6.52%</td> </tr> <tr> <td>Disagree</td> <td>1</td> <td>2.17%</td> </tr> <tr> <td>Strongly Disagree</td> <td>1</td> <td>2.17%</td> </tr> </tbody> </table>	Choice	Number	Percentage	Strongly Agree	12	26.09%	Agree	19	41.3%	Uncertain	3	6.52%	Disagree	1	2.17%	Strongly Disagree	1	2.17%			
Choice	Number	Percentage																					
Strongly Agree	12	26.09%																					
Agree	19	41.3%																					
Uncertain	3	6.52%																					
Disagree	1	2.17%																					
Strongly Disagree	1	2.17%																					
4	I participated actively in the Course	<table border="1"> <thead> <tr> <th>Choice</th> <th>Number</th> <th>Percentage</th> </tr> </thead> <tbody> <tr> <td>Strongly Agree</td> <td>16</td> <td>34.78%</td> </tr> <tr> <td>Agree</td> <td>16</td> <td>34.78%</td> </tr> <tr> <td>Uncertain</td> <td>1</td> <td>2.17%</td> </tr> <tr> <td>Disagree</td> <td>2</td> <td>4.35%</td> </tr> <tr> <td>Strongly Disagree</td> <td>1</td> <td>2.17%</td> </tr> </tbody> </table>	Choice	Number	Percentage	Strongly Agree	16	34.78%	Agree	16	34.78%	Uncertain	1	2.17%	Disagree	2	4.35%	Strongly Disagree	1	2.17%			
Choice	Number	Percentage																					
Strongly Agree	16	34.78%																					
Agree	16	34.78%																					
Uncertain	1	2.17%																					
Disagree	2	4.35%																					
Strongly Disagree	1	2.17%																					

5	I think I have made progress in this Course	<table border="1"> <thead> <tr> <th>Choice</th> <th>Number</th> <th>Percentage</th> </tr> </thead> <tbody> <tr> <td>Strongly Agree</td> <td>14</td> <td>30.43%</td> </tr> <tr> <td>Agree</td> <td>18</td> <td>39.13%</td> </tr> <tr> <td>Uncertain</td> <td>1</td> <td>2.17%</td> </tr> <tr> <td>Disagree</td> <td>2</td> <td>4.35%</td> </tr> <tr> <td>Strongly Disagree</td> <td>1</td> <td>2.17%</td> </tr> </tbody> </table>	Choice	Number	Percentage	Strongly Agree	14	30.43%	Agree	18	39.13%	Uncertain	1	2.17%	Disagree	2	4.35%	Strongly Disagree	1	2.17%	 <ul style="list-style-type: none"> ● Stron... ● Agree ● Unce... ● Disa... ● Stron...
Choice	Number	Percentage																			
Strongly Agree	14	30.43%																			
Agree	18	39.13%																			
Uncertain	1	2.17%																			
Disagree	2	4.35%																			
Strongly Disagree	1	2.17%																			
6	I think the Course was well structured to achieve the learning outcomes (there was a good balance of lectures, tutorials, practical etc.)	<table border="1"> <thead> <tr> <th>Choice</th> <th>Number</th> <th>Percentage</th> </tr> </thead> <tbody> <tr> <td>Strongly Agree</td> <td>14</td> <td>30.43%</td> </tr> <tr> <td>Agree</td> <td>18</td> <td>39.13%</td> </tr> <tr> <td>Uncertain</td> <td>2</td> <td>4.35%</td> </tr> <tr> <td>Disagree</td> <td>1</td> <td>2.17%</td> </tr> <tr> <td>Strongly Disagree</td> <td>1</td> <td>2.17%</td> </tr> </tbody> </table>	Choice	Number	Percentage	Strongly Agree	14	30.43%	Agree	18	39.13%	Uncertain	2	4.35%	Disagree	1	2.17%	Strongly Disagree	1	2.17%	 <ul style="list-style-type: none"> ● Stron... ● Agree ● Unce... ● Disa... ● Stron...
Choice	Number	Percentage																			
Strongly Agree	14	30.43%																			
Agree	18	39.13%																			
Uncertain	2	4.35%																			
Disagree	1	2.17%																			
Strongly Disagree	1	2.17%																			
7	The learning and teaching methods encouraged participation	<table border="1"> <thead> <tr> <th>Choice</th> <th>Number</th> <th>Percentage</th> </tr> </thead> <tbody> <tr> <td>Strongly Agree</td> <td>13</td> <td>28.26%</td> </tr> <tr> <td>Agree</td> <td>17</td> <td>36.96%</td> </tr> <tr> <td>Uncertain</td> <td>3</td> <td>6.52%</td> </tr> <tr> <td>Disagree</td> <td>2</td> <td>4.35%</td> </tr> <tr> <td>Strongly Disagree</td> <td>1</td> <td>2.17%</td> </tr> </tbody> </table>	Choice	Number	Percentage	Strongly Agree	13	28.26%	Agree	17	36.96%	Uncertain	3	6.52%	Disagree	2	4.35%	Strongly Disagree	1	2.17%	 <ul style="list-style-type: none"> ● Stron... ● Agree ● Unce... ● Disa... ● Stron...
Choice	Number	Percentage																			
Strongly Agree	13	28.26%																			
Agree	17	36.96%																			
Uncertain	3	6.52%																			
Disagree	2	4.35%																			
Strongly Disagree	1	2.17%																			
8	The overall environment in the class was conducive to learning	<table border="1"> <thead> <tr> <th>Choice</th> <th>Number</th> <th>Percentage</th> </tr> </thead> <tbody> <tr> <td>Strongly Agree</td> <td>15</td> <td>32.61%</td> </tr> <tr> <td>Agree</td> <td>17</td> <td>36.96%</td> </tr> <tr> <td>Uncertain</td> <td>2</td> <td>4.35%</td> </tr> <tr> <td>Disagree</td> <td>1</td> <td>2.17%</td> </tr> <tr> <td>Strongly Disagree</td> <td>1</td> <td>2.17%</td> </tr> </tbody> </table>	Choice	Number	Percentage	Strongly Agree	15	32.61%	Agree	17	36.96%	Uncertain	2	4.35%	Disagree	1	2.17%	Strongly Disagree	1	2.17%	 <ul style="list-style-type: none"> ● Stron... ● Agree ● Unce... ● Disa... ● Stron...
Choice	Number	Percentage																			
Strongly Agree	15	32.61%																			
Agree	17	36.96%																			
Uncertain	2	4.35%																			
Disagree	1	2.17%																			
Strongly Disagree	1	2.17%																			
9	Classrooms were satisfactory	<table border="1"> <thead> <tr> <th>Choice</th> <th>Number</th> <th>Percentage</th> </tr> </thead> <tbody> <tr> <td>Strongly Agree</td> <td>14</td> <td>30.43%</td> </tr> <tr> <td>Agree</td> <td>17</td> <td>36.96%</td> </tr> <tr> <td>Uncertain</td> <td>3</td> <td>6.52%</td> </tr> <tr> <td>Disagree</td> <td>1</td> <td>2.17%</td> </tr> <tr> <td>Strongly Disagree</td> <td>1</td> <td>2.17%</td> </tr> </tbody> </table>	Choice	Number	Percentage	Strongly Agree	14	30.43%	Agree	17	36.96%	Uncertain	3	6.52%	Disagree	1	2.17%	Strongly Disagree	1	2.17%	 <ul style="list-style-type: none"> ● Stron... ● Agree ● Unce... ● Disa... ● Stron...
Choice	Number	Percentage																			
Strongly Agree	14	30.43%																			
Agree	17	36.96%																			
Uncertain	3	6.52%																			
Disagree	1	2.17%																			
Strongly Disagree	1	2.17%																			

10	Learning materials (Lesson Plans, Course Notes etc.) were relevant and useful	<table border="1"> <thead> <tr> <th>Choice</th> <th>Number</th> <th>Percentage</th> </tr> </thead> <tbody> <tr> <td>Strongly Agree</td> <td>14</td> <td>30.43%</td> </tr> <tr> <td>Agree</td> <td>18</td> <td>39.13%</td> </tr> <tr> <td>Uncertain</td> <td>2</td> <td>4.35%</td> </tr> <tr> <td>Disagree</td> <td>1</td> <td>2.17%</td> </tr> <tr> <td>Strongly Disagree</td> <td>1</td> <td>2.17%</td> </tr> </tbody> </table>	Choice	Number	Percentage	Strongly Agree	14	30.43%	Agree	18	39.13%	Uncertain	2	4.35%	Disagree	1	2.17%	Strongly Disagree	1	2.17%	<p>Legend: Strongly Agree (Blue), Agree (Red), Uncertain (Yellow), Disagree (Green), Strongly Disagree (Purple)</p>
Choice	Number	Percentage																			
Strongly Agree	14	30.43%																			
Agree	18	39.13%																			
Uncertain	2	4.35%																			
Disagree	1	2.17%																			
Strongly Disagree	1	2.17%																			
11	Recommended reading Books etc. were relevant and appropriate	<table border="1"> <thead> <tr> <th>Choice</th> <th>Number</th> <th>Percentage</th> </tr> </thead> <tbody> <tr> <td>Strongly Agree</td> <td>14</td> <td>30.43%</td> </tr> <tr> <td>Agree</td> <td>17</td> <td>36.96%</td> </tr> <tr> <td>Uncertain</td> <td>3</td> <td>6.52%</td> </tr> <tr> <td>Disagree</td> <td>1</td> <td>2.17%</td> </tr> <tr> <td>Strongly Disagree</td> <td>1</td> <td>2.17%</td> </tr> </tbody> </table>	Choice	Number	Percentage	Strongly Agree	14	30.43%	Agree	17	36.96%	Uncertain	3	6.52%	Disagree	1	2.17%	Strongly Disagree	1	2.17%	<p>Legend: Strongly Agree (Blue), Agree (Red), Uncertain (Yellow), Disagree (Green), Strongly Disagree (Purple)</p>
Choice	Number	Percentage																			
Strongly Agree	14	30.43%																			
Agree	17	36.96%																			
Uncertain	3	6.52%																			
Disagree	1	2.17%																			
Strongly Disagree	1	2.17%																			
12	The provision of learning resources in the library was adequate and appropriate	<table border="1"> <thead> <tr> <th>Choice</th> <th>Number</th> <th>Percentage</th> </tr> </thead> <tbody> <tr> <td>Strongly Agree</td> <td>14</td> <td>30.43%</td> </tr> <tr> <td>Agree</td> <td>17</td> <td>36.96%</td> </tr> <tr> <td>Uncertain</td> <td>2</td> <td>4.35%</td> </tr> <tr> <td>Disagree</td> <td>2</td> <td>4.35%</td> </tr> <tr> <td>Strongly Disagree</td> <td>1</td> <td>2.17%</td> </tr> </tbody> </table>	Choice	Number	Percentage	Strongly Agree	14	30.43%	Agree	17	36.96%	Uncertain	2	4.35%	Disagree	2	4.35%	Strongly Disagree	1	2.17%	<p>Legend: Strongly Agree (Blue), Agree (Red), Uncertain (Yellow), Disagree (Green), Strongly Disagree (Purple)</p>
Choice	Number	Percentage																			
Strongly Agree	14	30.43%																			
Agree	17	36.96%																			
Uncertain	2	4.35%																			
Disagree	2	4.35%																			
Strongly Disagree	1	2.17%																			
13	The provision of learning resources on the Web was adequate and appropriate (if relevant)	<table border="1"> <thead> <tr> <th>Choice</th> <th>Number</th> <th>Percentage</th> </tr> </thead> <tbody> <tr> <td>Strongly Agree</td> <td>14</td> <td>30.43%</td> </tr> <tr> <td>Agree</td> <td>17</td> <td>36.96%</td> </tr> <tr> <td>Uncertain</td> <td>2</td> <td>4.35%</td> </tr> <tr> <td>Disagree</td> <td>2</td> <td>4.35%</td> </tr> <tr> <td>Strongly Disagree</td> <td>1</td> <td>2.17%</td> </tr> </tbody> </table>	Choice	Number	Percentage	Strongly Agree	14	30.43%	Agree	17	36.96%	Uncertain	2	4.35%	Disagree	2	4.35%	Strongly Disagree	1	2.17%	<p>Legend: Strongly Agree (Blue), Agree (Red), Uncertain (Yellow), Disagree (Green), Strongly Disagree (Purple)</p>
Choice	Number	Percentage																			
Strongly Agree	14	30.43%																			
Agree	17	36.96%																			
Uncertain	2	4.35%																			
Disagree	2	4.35%																			
Strongly Disagree	1	2.17%																			
14	The Course stimulated my interest and thought on the subject area	<table border="1"> <thead> <tr> <th>Choice</th> <th>Number</th> <th>Percentage</th> </tr> </thead> <tbody> <tr> <td>Strongly Agree</td> <td>14</td> <td>30.43%</td> </tr> <tr> <td>Agree</td> <td>17</td> <td>36.96%</td> </tr> <tr> <td>Uncertain</td> <td>2</td> <td>4.35%</td> </tr> <tr> <td>Disagree</td> <td>2</td> <td>4.35%</td> </tr> <tr> <td>Strongly Disagree</td> <td>1</td> <td>2.17%</td> </tr> </tbody> </table>	Choice	Number	Percentage	Strongly Agree	14	30.43%	Agree	17	36.96%	Uncertain	2	4.35%	Disagree	2	4.35%	Strongly Disagree	1	2.17%	<p>Legend: Strongly Agree (Blue), Agree (Red), Uncertain (Yellow), Disagree (Green), Strongly Disagree (Purple)</p>
Choice	Number	Percentage																			
Strongly Agree	14	30.43%																			
Agree	17	36.96%																			
Uncertain	2	4.35%																			
Disagree	2	4.35%																			
Strongly Disagree	1	2.17%																			

15	The pace of the Course was appropriate	<table border="1"> <thead> <tr> <th>Choice</th> <th>Number</th> <th>Percentage</th> </tr> </thead> <tbody> <tr> <td>Strongly Agree</td> <td>14</td> <td>30.43%</td> </tr> <tr> <td>Agree</td> <td>16</td> <td>34.78%</td> </tr> <tr> <td>Uncertain</td> <td>3</td> <td>6.52%</td> </tr> <tr> <td>Disagree</td> <td>2</td> <td>4.35%</td> </tr> <tr> <td>Strongly Disagree</td> <td>1</td> <td>2.17%</td> </tr> </tbody> </table>	Choice	Number	Percentage	Strongly Agree	14	30.43%	Agree	16	34.78%	Uncertain	3	6.52%	Disagree	2	4.35%	Strongly Disagree	1	2.17%	<p> ● Stron... ● Agree ● Unce... ● Disa... ● Stron... </p>
Choice	Number	Percentage																			
Strongly Agree	14	30.43%																			
Agree	16	34.78%																			
Uncertain	3	6.52%																			
Disagree	2	4.35%																			
Strongly Disagree	1	2.17%																			
16	Ideas and concepts were presented clearly	<table border="1"> <thead> <tr> <th>Choice</th> <th>Number</th> <th>Percentage</th> </tr> </thead> <tbody> <tr> <td>Strongly Agree</td> <td>14</td> <td>30.43%</td> </tr> <tr> <td>Agree</td> <td>14</td> <td>30.43%</td> </tr> <tr> <td>Uncertain</td> <td>5</td> <td>10.87%</td> </tr> <tr> <td>Disagree</td> <td>2</td> <td>4.35%</td> </tr> <tr> <td>Strongly Disagree</td> <td>1</td> <td>2.17%</td> </tr> </tbody> </table>	Choice	Number	Percentage	Strongly Agree	14	30.43%	Agree	14	30.43%	Uncertain	5	10.87%	Disagree	2	4.35%	Strongly Disagree	1	2.17%	<p> ● Stron... ● Agree ● Unce... ● Disa... ● Stron... </p>
Choice	Number	Percentage																			
Strongly Agree	14	30.43%																			
Agree	14	30.43%																			
Uncertain	5	10.87%																			
Disagree	2	4.35%																			
Strongly Disagree	1	2.17%																			
17	The method of assessment were reasonable	<table border="1"> <thead> <tr> <th>Choice</th> <th>Number</th> <th>Percentage</th> </tr> </thead> <tbody> <tr> <td>Strongly Agree</td> <td>17</td> <td>36.96%</td> </tr> <tr> <td>Agree</td> <td>17</td> <td>36.96%</td> </tr> <tr> <td>Uncertain</td> <td>0</td> <td>0%</td> </tr> <tr> <td>Disagree</td> <td>1</td> <td>2.17%</td> </tr> <tr> <td>Strongly Disagree</td> <td>1</td> <td>2.17%</td> </tr> </tbody> </table>	Choice	Number	Percentage	Strongly Agree	17	36.96%	Agree	17	36.96%	Uncertain	0	0%	Disagree	1	2.17%	Strongly Disagree	1	2.17%	<p> ● Stron... ● Agree ● Disa... ● Stron... </p>
Choice	Number	Percentage																			
Strongly Agree	17	36.96%																			
Agree	17	36.96%																			
Uncertain	0	0%																			
Disagree	1	2.17%																			
Strongly Disagree	1	2.17%																			
18	Feedback on assessment was timely	<table border="1"> <thead> <tr> <th>Choice</th> <th>Number</th> <th>Percentage</th> </tr> </thead> <tbody> <tr> <td>Strongly Agree</td> <td>14</td> <td>30.43%</td> </tr> <tr> <td>Agree</td> <td>20</td> <td>43.48%</td> </tr> <tr> <td>Uncertain</td> <td>0</td> <td>0%</td> </tr> <tr> <td>Disagree</td> <td>1</td> <td>2.17%</td> </tr> <tr> <td>Strongly Disagree</td> <td>1</td> <td>2.17%</td> </tr> </tbody> </table>	Choice	Number	Percentage	Strongly Agree	14	30.43%	Agree	20	43.48%	Uncertain	0	0%	Disagree	1	2.17%	Strongly Disagree	1	2.17%	<p> ● Stron... ● Agree ● Disa... ● Stron... </p>
Choice	Number	Percentage																			
Strongly Agree	14	30.43%																			
Agree	20	43.48%																			
Uncertain	0	0%																			
Disagree	1	2.17%																			
Strongly Disagree	1	2.17%																			
19	Feedback on assessment was helpful	<table border="1"> <thead> <tr> <th>Choice</th> <th>Number</th> <th>Percentage</th> </tr> </thead> <tbody> <tr> <td>Strongly Agree</td> <td>16</td> <td>34.78%</td> </tr> <tr> <td>Agree</td> <td>17</td> <td>36.96%</td> </tr> <tr> <td>Uncertain</td> <td>1</td> <td>2.17%</td> </tr> <tr> <td>Disagree</td> <td>1</td> <td>2.17%</td> </tr> <tr> <td>Strongly Disagree</td> <td>1</td> <td>2.17%</td> </tr> </tbody> </table>	Choice	Number	Percentage	Strongly Agree	16	34.78%	Agree	17	36.96%	Uncertain	1	2.17%	Disagree	1	2.17%	Strongly Disagree	1	2.17%	<p> ● Stron... ● Agree ● Unce... ● Disa... ● Stron... </p>
Choice	Number	Percentage																			
Strongly Agree	16	34.78%																			
Agree	17	36.96%																			
Uncertain	1	2.17%																			
Disagree	1	2.17%																			
Strongly Disagree	1	2.17%																			

20	I understood the lectures	<table border="1"> <thead> <tr> <th>Choice</th> <th>Number</th> <th>Percentage</th> </tr> </thead> <tbody> <tr> <td>Strongly Agree</td> <td>16</td> <td>34.78%</td> </tr> <tr> <td>Agree</td> <td>17</td> <td>36.96%</td> </tr> <tr> <td>Uncertain</td> <td>1</td> <td>2.17%</td> </tr> <tr> <td>Disagree</td> <td>1</td> <td>2.17%</td> </tr> <tr> <td>Strongly Disagree</td> <td>1</td> <td>2.17%</td> </tr> </tbody> </table>	Choice	Number	Percentage	Strongly Agree	16	34.78%	Agree	17	36.96%	Uncertain	1	2.17%	Disagree	1	2.17%	Strongly Disagree	1	2.17%	<p>44.4% 47.2%</p> <ul style="list-style-type: none"> Strongly Agree Agree Uncertain Disagree Strongly Disagree
Choice	Number	Percentage																			
Strongly Agree	16	34.78%																			
Agree	17	36.96%																			
Uncertain	1	2.17%																			
Disagree	1	2.17%																			
Strongly Disagree	1	2.17%																			
21	The material was well organized and presented	<table border="1"> <thead> <tr> <th>Choice</th> <th>Number</th> <th>Percentage</th> </tr> </thead> <tbody> <tr> <td>Strongly Agree</td> <td>14</td> <td>30.43%</td> </tr> <tr> <td>Agree</td> <td>18</td> <td>39.13%</td> </tr> <tr> <td>Uncertain</td> <td>2</td> <td>4.35%</td> </tr> <tr> <td>Disagree</td> <td>1</td> <td>2.17%</td> </tr> <tr> <td>Strongly Disagree</td> <td>1</td> <td>2.17%</td> </tr> </tbody> </table>	Choice	Number	Percentage	Strongly Agree	14	30.43%	Agree	18	39.13%	Uncertain	2	4.35%	Disagree	1	2.17%	Strongly Disagree	1	2.17%	<p>38.9% 50%</p> <ul style="list-style-type: none"> Strongly Agree Agree Uncertain Disagree Strongly Disagree
Choice	Number	Percentage																			
Strongly Agree	14	30.43%																			
Agree	18	39.13%																			
Uncertain	2	4.35%																			
Disagree	1	2.17%																			
Strongly Disagree	1	2.17%																			
22	The instructor was responsive to student needs and problems	<table border="1"> <thead> <tr> <th>Choice</th> <th>Number</th> <th>Percentage</th> </tr> </thead> <tbody> <tr> <td>Strongly Agree</td> <td>16</td> <td>34.78%</td> </tr> <tr> <td>Agree</td> <td>16</td> <td>34.78%</td> </tr> <tr> <td>Uncertain</td> <td>1</td> <td>2.17%</td> </tr> <tr> <td>Disagree</td> <td>2</td> <td>4.35%</td> </tr> <tr> <td>Strongly Disagree</td> <td>1</td> <td>2.17%</td> </tr> </tbody> </table>	Choice	Number	Percentage	Strongly Agree	16	34.78%	Agree	16	34.78%	Uncertain	1	2.17%	Disagree	2	4.35%	Strongly Disagree	1	2.17%	<p>44.4% 44.4%</p> <ul style="list-style-type: none"> Strongly Agree Agree Uncertain Disagree Strongly Disagree
Choice	Number	Percentage																			
Strongly Agree	16	34.78%																			
Agree	16	34.78%																			
Uncertain	1	2.17%																			
Disagree	2	4.35%																			
Strongly Disagree	1	2.17%																			
23	Had the instructor been regular throughout the course	<table border="1"> <thead> <tr> <th>Choice</th> <th>Number</th> <th>Percentage</th> </tr> </thead> <tbody> <tr> <td>Strongly Agree</td> <td>13</td> <td>28.26%</td> </tr> <tr> <td>Agree</td> <td>19</td> <td>41.3%</td> </tr> <tr> <td>Uncertain</td> <td>2</td> <td>4.35%</td> </tr> <tr> <td>Disagree</td> <td>1</td> <td>2.17%</td> </tr> <tr> <td>Strongly Disagree</td> <td>1</td> <td>2.17%</td> </tr> </tbody> </table>	Choice	Number	Percentage	Strongly Agree	13	28.26%	Agree	19	41.3%	Uncertain	2	4.35%	Disagree	1	2.17%	Strongly Disagree	1	2.17%	<p>36.1% 52.8%</p> <ul style="list-style-type: none"> Strongly Agree Agree Uncertain Disagree Strongly Disagree
Choice	Number	Percentage																			
Strongly Agree	13	28.26%																			
Agree	19	41.3%																			
Uncertain	2	4.35%																			
Disagree	1	2.17%																			
Strongly Disagree	1	2.17%																			
24	The material in the tutorials was useful	<table border="1"> <thead> <tr> <th>Choice</th> <th>Number</th> <th>Percentage</th> </tr> </thead> <tbody> <tr> <td>Strongly Agree</td> <td>15</td> <td>32.61%</td> </tr> <tr> <td>Agree</td> <td>17</td> <td>36.96%</td> </tr> <tr> <td>Uncertain</td> <td>2</td> <td>4.35%</td> </tr> <tr> <td>Disagree</td> <td>1</td> <td>2.17%</td> </tr> <tr> <td>Strongly Disagree</td> <td>1</td> <td>2.17%</td> </tr> </tbody> </table>	Choice	Number	Percentage	Strongly Agree	15	32.61%	Agree	17	36.96%	Uncertain	2	4.35%	Disagree	1	2.17%	Strongly Disagree	1	2.17%	<p>41.7% 47.2%</p> <ul style="list-style-type: none"> Strongly Agree Agree Uncertain Disagree Strongly Disagree
Choice	Number	Percentage																			
Strongly Agree	15	32.61%																			
Agree	17	36.96%																			
Uncertain	2	4.35%																			
Disagree	1	2.17%																			
Strongly Disagree	1	2.17%																			

25	I was happy with the amount of work needed for tutorials	<table border="1"> <thead> <tr> <th>Choice</th> <th>Number</th> <th>Percentage</th> </tr> </thead> <tbody> <tr> <td>Strongly Agree</td> <td>14</td> <td>30.43%</td> </tr> <tr> <td>Agree</td> <td>17</td> <td>36.96%</td> </tr> <tr> <td>Uncertain</td> <td>3</td> <td>6.52%</td> </tr> <tr> <td>Disagree</td> <td>1</td> <td>2.17%</td> </tr> <tr> <td>Strongly Disagree</td> <td>1</td> <td>2.17%</td> </tr> </tbody> </table>	Choice	Number	Percentage	Strongly Agree	14	30.43%	Agree	17	36.96%	Uncertain	3	6.52%	Disagree	1	2.17%	Strongly Disagree	1	2.17%	<p>Legend: Strongly Agree (Blue), Agree (Red), Uncertain (Yellow), Disagree (Green), Strongly Disagree (Purple)</p>
Choice	Number	Percentage																			
Strongly Agree	14	30.43%																			
Agree	17	36.96%																			
Uncertain	3	6.52%																			
Disagree	1	2.17%																			
Strongly Disagree	1	2.17%																			
26	The tutor dealt effectively with my problems	<table border="1"> <thead> <tr> <th>Choice</th> <th>Number</th> <th>Percentage</th> </tr> </thead> <tbody> <tr> <td>Strongly Agree</td> <td>16</td> <td>34.78%</td> </tr> <tr> <td>Agree</td> <td>16</td> <td>34.78%</td> </tr> <tr> <td>Uncertain</td> <td>2</td> <td>4.35%</td> </tr> <tr> <td>Disagree</td> <td>1</td> <td>2.17%</td> </tr> <tr> <td>Strongly Disagree</td> <td>1</td> <td>2.17%</td> </tr> </tbody> </table>	Choice	Number	Percentage	Strongly Agree	16	34.78%	Agree	16	34.78%	Uncertain	2	4.35%	Disagree	1	2.17%	Strongly Disagree	1	2.17%	<p>Legend: Strongly Agree (Blue), Agree (Red), Uncertain (Yellow), Disagree (Green), Strongly Disagree (Purple)</p>
Choice	Number	Percentage																			
Strongly Agree	16	34.78%																			
Agree	16	34.78%																			
Uncertain	2	4.35%																			
Disagree	1	2.17%																			
Strongly Disagree	1	2.17%																			
27	The material in the practicals was useful	<table border="1"> <thead> <tr> <th>Choice</th> <th>Number</th> <th>Percentage</th> </tr> </thead> <tbody> <tr> <td>Strongly Agree</td> <td>17</td> <td>36.96%</td> </tr> <tr> <td>Agree</td> <td>16</td> <td>34.78%</td> </tr> <tr> <td>Uncertain</td> <td>1</td> <td>2.17%</td> </tr> <tr> <td>Disagree</td> <td>1</td> <td>2.17%</td> </tr> <tr> <td>Strongly Disagree</td> <td>1</td> <td>2.17%</td> </tr> </tbody> </table>	Choice	Number	Percentage	Strongly Agree	17	36.96%	Agree	16	34.78%	Uncertain	1	2.17%	Disagree	1	2.17%	Strongly Disagree	1	2.17%	<p>Legend: Strongly Agree (Blue), Agree (Red), Uncertain (Yellow), Disagree (Green), Strongly Disagree (Purple)</p>
Choice	Number	Percentage																			
Strongly Agree	17	36.96%																			
Agree	16	34.78%																			
Uncertain	1	2.17%																			
Disagree	1	2.17%																			
Strongly Disagree	1	2.17%																			
28	The demonstrators dealt effectively with my problems	<table border="1"> <thead> <tr> <th>Choice</th> <th>Number</th> <th>Percentage</th> </tr> </thead> <tbody> <tr> <td>Strongly Agree</td> <td>16</td> <td>34.78%</td> </tr> <tr> <td>Agree</td> <td>16</td> <td>34.78%</td> </tr> <tr> <td>Uncertain</td> <td>4</td> <td>8.7%</td> </tr> <tr> <td>Disagree</td> <td>3</td> <td>6.52%</td> </tr> <tr> <td>Strongly Disagree</td> <td>3</td> <td>6.52%</td> </tr> </tbody> </table>	Choice	Number	Percentage	Strongly Agree	16	34.78%	Agree	16	34.78%	Uncertain	4	8.7%	Disagree	3	6.52%	Strongly Disagree	3	6.52%	<p>Legend: Strongly Agree (Blue), Agree (Red), Uncertain (Yellow), Disagree (Green), Strongly Disagree (Purple)</p>
Choice	Number	Percentage																			
Strongly Agree	16	34.78%																			
Agree	16	34.78%																			
Uncertain	4	8.7%																			
Disagree	3	6.52%																			
Strongly Disagree	3	6.52%																			

31	<p>The University does not tolerate discrimination on any irrelevant distinction (e.g. race, age, gender) and is committed to work with diversity in a wholly positive way. Please indicate below anything in relation to this Course which may run counter to this objective</p>	<p>yes n Good university no comments Gd ... all is well Gd scvsasa Gd no Gd great good good . Nil uncertain . Good Very nice v good Bad have no teching</p>
----	---	---

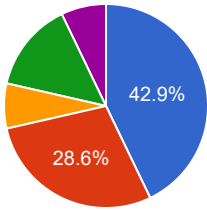
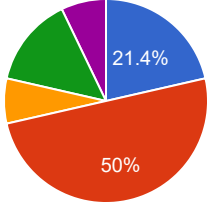
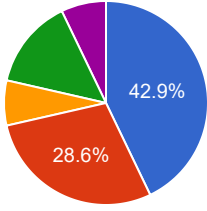
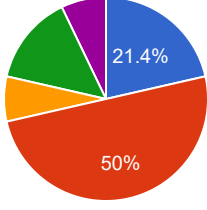
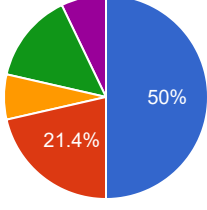
Course Evaluation - Program: 0254

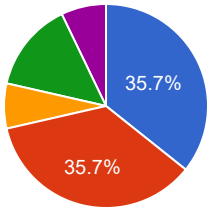
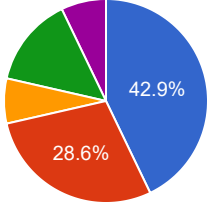
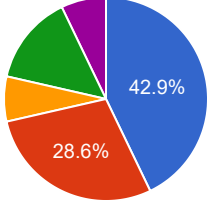
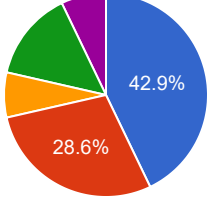
Teacher Name: INAM ULLAH		Course ID: CT-303 Course Title: Design of Concrete Structure		Session: 2018 Fall																			
Shift: After noon -- Section:		Total Strength: 35		Attempted: 14																			
S.No	Question	Opinions			Chart																		
1	The course objectives were clear	<table border="1"> <thead> <tr> <th>Choice</th> <th>Number</th> <th>Percentage</th> </tr> </thead> <tbody> <tr> <td>Strongly Agree</td> <td>5</td> <td>35.71%</td> </tr> <tr> <td>Agree</td> <td>5</td> <td>35.71%</td> </tr> <tr> <td>Uncertain</td> <td>1</td> <td>7.14%</td> </tr> <tr> <td>Disagree</td> <td>1</td> <td>7.14%</td> </tr> <tr> <td>Strongly Disagree</td> <td>2</td> <td>14.29%</td> </tr> </tbody> </table>	Choice	Number	Percentage	Strongly Agree	5	35.71%	Agree	5	35.71%	Uncertain	1	7.14%	Disagree	1	7.14%	Strongly Disagree	2	14.29%	<p>Legend: Strongly Agree (Blue), Agree (Red), Uncertain (Yellow), Disagree (Green), Strongly Disagree (Purple)</p>		
Choice	Number	Percentage																					
Strongly Agree	5	35.71%																					
Agree	5	35.71%																					
Uncertain	1	7.14%																					
Disagree	1	7.14%																					
Strongly Disagree	2	14.29%																					
2	The Course workload was manageable	<table border="1"> <thead> <tr> <th>Choice</th> <th>Number</th> <th>Percentage</th> </tr> </thead> <tbody> <tr> <td>Strongly Agree</td> <td>4</td> <td>28.57%</td> </tr> <tr> <td>Agree</td> <td>6</td> <td>42.86%</td> </tr> <tr> <td>Uncertain</td> <td>1</td> <td>7.14%</td> </tr> <tr> <td>Disagree</td> <td>1</td> <td>7.14%</td> </tr> <tr> <td>Strongly Disagree</td> <td>2</td> <td>14.29%</td> </tr> </tbody> </table>	Choice	Number	Percentage	Strongly Agree	4	28.57%	Agree	6	42.86%	Uncertain	1	7.14%	Disagree	1	7.14%	Strongly Disagree	2	14.29%	<p>Legend: Strongly Agree (Blue), Agree (Red), Uncertain (Yellow), Disagree (Green), Strongly Disagree (Purple)</p>		
Choice	Number	Percentage																					
Strongly Agree	4	28.57%																					
Agree	6	42.86%																					
Uncertain	1	7.14%																					
Disagree	1	7.14%																					
Strongly Disagree	2	14.29%																					
3	The Course was well organized (e.g. timely access to materials, notification of changes, etc.)	<table border="1"> <thead> <tr> <th>Choice</th> <th>Number</th> <th>Percentage</th> </tr> </thead> <tbody> <tr> <td>Strongly Agree</td> <td>5</td> <td>35.71%</td> </tr> <tr> <td>Agree</td> <td>5</td> <td>35.71%</td> </tr> <tr> <td>Uncertain</td> <td>1</td> <td>7.14%</td> </tr> <tr> <td>Disagree</td> <td>1</td> <td>7.14%</td> </tr> <tr> <td>Strongly Disagree</td> <td>2</td> <td>14.29%</td> </tr> </tbody> </table>	Choice	Number	Percentage	Strongly Agree	5	35.71%	Agree	5	35.71%	Uncertain	1	7.14%	Disagree	1	7.14%	Strongly Disagree	2	14.29%	<p>Legend: Strongly Agree (Blue), Agree (Red), Uncertain (Yellow), Disagree (Green), Strongly Disagree (Purple)</p>		
Choice	Number	Percentage																					
Strongly Agree	5	35.71%																					
Agree	5	35.71%																					
Uncertain	1	7.14%																					
Disagree	1	7.14%																					
Strongly Disagree	2	14.29%																					
4	I participated actively in the Course	<table border="1"> <thead> <tr> <th>Choice</th> <th>Number</th> <th>Percentage</th> </tr> </thead> <tbody> <tr> <td>Strongly Agree</td> <td>8</td> <td>57.14%</td> </tr> <tr> <td>Agree</td> <td>3</td> <td>21.43%</td> </tr> <tr> <td>Uncertain</td> <td>0</td> <td>0%</td> </tr> <tr> <td>Disagree</td> <td>2</td> <td>14.29%</td> </tr> <tr> <td>Strongly Disagree</td> <td>1</td> <td>7.14%</td> </tr> </tbody> </table>	Choice	Number	Percentage	Strongly Agree	8	57.14%	Agree	3	21.43%	Uncertain	0	0%	Disagree	2	14.29%	Strongly Disagree	1	7.14%	<p>Legend: Strongly Agree (Blue), Agree (Red), Uncertain (Yellow), Disagree (Green), Strongly Disagree (Purple)</p>		
Choice	Number	Percentage																					
Strongly Agree	8	57.14%																					
Agree	3	21.43%																					
Uncertain	0	0%																					
Disagree	2	14.29%																					
Strongly Disagree	1	7.14%																					

5	I think I have made progress in this Course	<table border="1"> <thead> <tr> <th>Choice</th> <th>Number</th> <th>Percentage</th> </tr> </thead> <tbody> <tr> <td>Strongly Agree</td> <td>5</td> <td>35.71%</td> </tr> <tr> <td>Agree</td> <td>6</td> <td>42.86%</td> </tr> <tr> <td>Uncertain</td> <td>0</td> <td>0%</td> </tr> <tr> <td>Disagree</td> <td>2</td> <td>14.29%</td> </tr> <tr> <td>Strongly Disagree</td> <td>1</td> <td>7.14%</td> </tr> </tbody> </table>	Choice	Number	Percentage	Strongly Agree	5	35.71%	Agree	6	42.86%	Uncertain	0	0%	Disagree	2	14.29%	Strongly Disagree	1	7.14%	
Choice	Number	Percentage																			
Strongly Agree	5	35.71%																			
Agree	6	42.86%																			
Uncertain	0	0%																			
Disagree	2	14.29%																			
Strongly Disagree	1	7.14%																			
6	I think the Course was well structured to achieve the learning outcomes (there was a good balance of lectures, tutorials, practical etc.)	<table border="1"> <thead> <tr> <th>Choice</th> <th>Number</th> <th>Percentage</th> </tr> </thead> <tbody> <tr> <td>Strongly Agree</td> <td>7</td> <td>50%</td> </tr> <tr> <td>Agree</td> <td>4</td> <td>28.57%</td> </tr> <tr> <td>Uncertain</td> <td>0</td> <td>0%</td> </tr> <tr> <td>Disagree</td> <td>2</td> <td>14.29%</td> </tr> <tr> <td>Strongly Disagree</td> <td>1</td> <td>7.14%</td> </tr> </tbody> </table>	Choice	Number	Percentage	Strongly Agree	7	50%	Agree	4	28.57%	Uncertain	0	0%	Disagree	2	14.29%	Strongly Disagree	1	7.14%	
Choice	Number	Percentage																			
Strongly Agree	7	50%																			
Agree	4	28.57%																			
Uncertain	0	0%																			
Disagree	2	14.29%																			
Strongly Disagree	1	7.14%																			
7	The learning and teaching methods encouraged participation	<table border="1"> <thead> <tr> <th>Choice</th> <th>Number</th> <th>Percentage</th> </tr> </thead> <tbody> <tr> <td>Strongly Agree</td> <td>5</td> <td>35.71%</td> </tr> <tr> <td>Agree</td> <td>5</td> <td>35.71%</td> </tr> <tr> <td>Uncertain</td> <td>0</td> <td>0%</td> </tr> <tr> <td>Disagree</td> <td>3</td> <td>21.43%</td> </tr> <tr> <td>Strongly Disagree</td> <td>1</td> <td>7.14%</td> </tr> </tbody> </table>	Choice	Number	Percentage	Strongly Agree	5	35.71%	Agree	5	35.71%	Uncertain	0	0%	Disagree	3	21.43%	Strongly Disagree	1	7.14%	
Choice	Number	Percentage																			
Strongly Agree	5	35.71%																			
Agree	5	35.71%																			
Uncertain	0	0%																			
Disagree	3	21.43%																			
Strongly Disagree	1	7.14%																			
8	The overall environment in the class was conducive to learning	<table border="1"> <thead> <tr> <th>Choice</th> <th>Number</th> <th>Percentage</th> </tr> </thead> <tbody> <tr> <td>Strongly Agree</td> <td>8</td> <td>57.14%</td> </tr> <tr> <td>Agree</td> <td>3</td> <td>21.43%</td> </tr> <tr> <td>Uncertain</td> <td>0</td> <td>0%</td> </tr> <tr> <td>Disagree</td> <td>2</td> <td>14.29%</td> </tr> <tr> <td>Strongly Disagree</td> <td>1</td> <td>7.14%</td> </tr> </tbody> </table>	Choice	Number	Percentage	Strongly Agree	8	57.14%	Agree	3	21.43%	Uncertain	0	0%	Disagree	2	14.29%	Strongly Disagree	1	7.14%	
Choice	Number	Percentage																			
Strongly Agree	8	57.14%																			
Agree	3	21.43%																			
Uncertain	0	0%																			
Disagree	2	14.29%																			
Strongly Disagree	1	7.14%																			
9	Classrooms were satisfactory	<table border="1"> <thead> <tr> <th>Choice</th> <th>Number</th> <th>Percentage</th> </tr> </thead> <tbody> <tr> <td>Strongly Agree</td> <td>6</td> <td>42.86%</td> </tr> <tr> <td>Agree</td> <td>5</td> <td>35.71%</td> </tr> <tr> <td>Uncertain</td> <td>0</td> <td>0%</td> </tr> <tr> <td>Disagree</td> <td>2</td> <td>14.29%</td> </tr> <tr> <td>Strongly Disagree</td> <td>1</td> <td>7.14%</td> </tr> </tbody> </table>	Choice	Number	Percentage	Strongly Agree	6	42.86%	Agree	5	35.71%	Uncertain	0	0%	Disagree	2	14.29%	Strongly Disagree	1	7.14%	
Choice	Number	Percentage																			
Strongly Agree	6	42.86%																			
Agree	5	35.71%																			
Uncertain	0	0%																			
Disagree	2	14.29%																			
Strongly Disagree	1	7.14%																			

10	Learning materials (Lesson Plans, Course Notes etc.) were relevant and useful	<table border="1"> <thead> <tr> <th>Choice</th> <th>Number</th> <th>Percentage</th> </tr> </thead> <tbody> <tr> <td>Strongly Agree</td> <td>7</td> <td>50%</td> </tr> <tr> <td>Agree</td> <td>4</td> <td>28.57%</td> </tr> <tr> <td>Uncertain</td> <td>0</td> <td>0%</td> </tr> <tr> <td>Disagree</td> <td>2</td> <td>14.29%</td> </tr> <tr> <td>Strongly Disagree</td> <td>1</td> <td>7.14%</td> </tr> </tbody> </table>	Choice	Number	Percentage	Strongly Agree	7	50%	Agree	4	28.57%	Uncertain	0	0%	Disagree	2	14.29%	Strongly Disagree	1	7.14%	<p>50% 28.6%</p> <ul style="list-style-type: none"> Strongly Agree Agree Disagree Strongly Disagree
Choice	Number	Percentage																			
Strongly Agree	7	50%																			
Agree	4	28.57%																			
Uncertain	0	0%																			
Disagree	2	14.29%																			
Strongly Disagree	1	7.14%																			
11	Recommended reading Books etc. were relevant and appropriate	<table border="1"> <thead> <tr> <th>Choice</th> <th>Number</th> <th>Percentage</th> </tr> </thead> <tbody> <tr> <td>Strongly Agree</td> <td>5</td> <td>35.71%</td> </tr> <tr> <td>Agree</td> <td>6</td> <td>42.86%</td> </tr> <tr> <td>Uncertain</td> <td>0</td> <td>0%</td> </tr> <tr> <td>Disagree</td> <td>2</td> <td>14.29%</td> </tr> <tr> <td>Strongly Disagree</td> <td>1</td> <td>7.14%</td> </tr> </tbody> </table>	Choice	Number	Percentage	Strongly Agree	5	35.71%	Agree	6	42.86%	Uncertain	0	0%	Disagree	2	14.29%	Strongly Disagree	1	7.14%	<p>35.7% 42.9%</p> <ul style="list-style-type: none"> Strongly Agree Agree Disagree Strongly Disagree
Choice	Number	Percentage																			
Strongly Agree	5	35.71%																			
Agree	6	42.86%																			
Uncertain	0	0%																			
Disagree	2	14.29%																			
Strongly Disagree	1	7.14%																			
12	The provision of learning resources in the library was adequate and appropriate	<table border="1"> <thead> <tr> <th>Choice</th> <th>Number</th> <th>Percentage</th> </tr> </thead> <tbody> <tr> <td>Strongly Agree</td> <td>7</td> <td>50%</td> </tr> <tr> <td>Agree</td> <td>4</td> <td>28.57%</td> </tr> <tr> <td>Uncertain</td> <td>0</td> <td>0%</td> </tr> <tr> <td>Disagree</td> <td>2</td> <td>14.29%</td> </tr> <tr> <td>Strongly Disagree</td> <td>1</td> <td>7.14%</td> </tr> </tbody> </table>	Choice	Number	Percentage	Strongly Agree	7	50%	Agree	4	28.57%	Uncertain	0	0%	Disagree	2	14.29%	Strongly Disagree	1	7.14%	<p>50% 28.6%</p> <ul style="list-style-type: none"> Strongly Agree Agree Disagree Strongly Disagree
Choice	Number	Percentage																			
Strongly Agree	7	50%																			
Agree	4	28.57%																			
Uncertain	0	0%																			
Disagree	2	14.29%																			
Strongly Disagree	1	7.14%																			
13	The provision of learning resources on the Web was adequate and appropriate (if relevant)	<table border="1"> <thead> <tr> <th>Choice</th> <th>Number</th> <th>Percentage</th> </tr> </thead> <tbody> <tr> <td>Strongly Agree</td> <td>6</td> <td>42.86%</td> </tr> <tr> <td>Agree</td> <td>5</td> <td>35.71%</td> </tr> <tr> <td>Uncertain</td> <td>0</td> <td>0%</td> </tr> <tr> <td>Disagree</td> <td>2</td> <td>14.29%</td> </tr> <tr> <td>Strongly Disagree</td> <td>1</td> <td>7.14%</td> </tr> </tbody> </table>	Choice	Number	Percentage	Strongly Agree	6	42.86%	Agree	5	35.71%	Uncertain	0	0%	Disagree	2	14.29%	Strongly Disagree	1	7.14%	<p>42.9% 35.7%</p> <ul style="list-style-type: none"> Strongly Agree Agree Disagree Strongly Disagree
Choice	Number	Percentage																			
Strongly Agree	6	42.86%																			
Agree	5	35.71%																			
Uncertain	0	0%																			
Disagree	2	14.29%																			
Strongly Disagree	1	7.14%																			
14	The Course stimulated my interest and thought on the subject area	<table border="1"> <thead> <tr> <th>Choice</th> <th>Number</th> <th>Percentage</th> </tr> </thead> <tbody> <tr> <td>Strongly Agree</td> <td>7</td> <td>50%</td> </tr> <tr> <td>Agree</td> <td>4</td> <td>28.57%</td> </tr> <tr> <td>Uncertain</td> <td>0</td> <td>0%</td> </tr> <tr> <td>Disagree</td> <td>2</td> <td>14.29%</td> </tr> <tr> <td>Strongly Disagree</td> <td>1</td> <td>7.14%</td> </tr> </tbody> </table>	Choice	Number	Percentage	Strongly Agree	7	50%	Agree	4	28.57%	Uncertain	0	0%	Disagree	2	14.29%	Strongly Disagree	1	7.14%	<p>50% 28.6%</p> <ul style="list-style-type: none"> Strongly Agree Agree Disagree Strongly Disagree
Choice	Number	Percentage																			
Strongly Agree	7	50%																			
Agree	4	28.57%																			
Uncertain	0	0%																			
Disagree	2	14.29%																			
Strongly Disagree	1	7.14%																			

15	The pace of the Course was appropriate	<table border="1"> <thead> <tr> <th>Choice</th> <th>Number</th> <th>Percentage</th> </tr> </thead> <tbody> <tr> <td>Strongly Agree</td> <td>4</td> <td>28.57%</td> </tr> <tr> <td>Agree</td> <td>7</td> <td>50%</td> </tr> <tr> <td>Uncertain</td> <td>0</td> <td>0%</td> </tr> <tr> <td>Disagree</td> <td>2</td> <td>14.29%</td> </tr> <tr> <td>Strongly Disagree</td> <td>1</td> <td>7.14%</td> </tr> </tbody> </table>	Choice	Number	Percentage	Strongly Agree	4	28.57%	Agree	7	50%	Uncertain	0	0%	Disagree	2	14.29%	Strongly Disagree	1	7.14%	<p>Legend: Strongly Agree (Blue), Agree (Red), Disagree (Green), Strongly Disagree (Purple)</p>
Choice	Number	Percentage																			
Strongly Agree	4	28.57%																			
Agree	7	50%																			
Uncertain	0	0%																			
Disagree	2	14.29%																			
Strongly Disagree	1	7.14%																			
16	Ideas and concepts were presented clearly	<table border="1"> <thead> <tr> <th>Choice</th> <th>Number</th> <th>Percentage</th> </tr> </thead> <tbody> <tr> <td>Strongly Agree</td> <td>7</td> <td>50%</td> </tr> <tr> <td>Agree</td> <td>4</td> <td>28.57%</td> </tr> <tr> <td>Uncertain</td> <td>0</td> <td>0%</td> </tr> <tr> <td>Disagree</td> <td>2</td> <td>14.29%</td> </tr> <tr> <td>Strongly Disagree</td> <td>1</td> <td>7.14%</td> </tr> </tbody> </table>	Choice	Number	Percentage	Strongly Agree	7	50%	Agree	4	28.57%	Uncertain	0	0%	Disagree	2	14.29%	Strongly Disagree	1	7.14%	<p>Legend: Strongly Agree (Blue), Agree (Red), Disagree (Green), Strongly Disagree (Purple)</p>
Choice	Number	Percentage																			
Strongly Agree	7	50%																			
Agree	4	28.57%																			
Uncertain	0	0%																			
Disagree	2	14.29%																			
Strongly Disagree	1	7.14%																			
17	The method of assessment were reasonable	<table border="1"> <thead> <tr> <th>Choice</th> <th>Number</th> <th>Percentage</th> </tr> </thead> <tbody> <tr> <td>Strongly Agree</td> <td>6</td> <td>42.86%</td> </tr> <tr> <td>Agree</td> <td>5</td> <td>35.71%</td> </tr> <tr> <td>Uncertain</td> <td>1</td> <td>7.14%</td> </tr> <tr> <td>Disagree</td> <td>1</td> <td>7.14%</td> </tr> <tr> <td>Strongly Disagree</td> <td>1</td> <td>7.14%</td> </tr> </tbody> </table>	Choice	Number	Percentage	Strongly Agree	6	42.86%	Agree	5	35.71%	Uncertain	1	7.14%	Disagree	1	7.14%	Strongly Disagree	1	7.14%	<p>Legend: Strongly Agree (Blue), Agree (Red), Uncertain (Yellow), Disagree (Green), Strongly Disagree (Purple)</p>
Choice	Number	Percentage																			
Strongly Agree	6	42.86%																			
Agree	5	35.71%																			
Uncertain	1	7.14%																			
Disagree	1	7.14%																			
Strongly Disagree	1	7.14%																			
18	Feedback on assessment was timely	<table border="1"> <thead> <tr> <th>Choice</th> <th>Number</th> <th>Percentage</th> </tr> </thead> <tbody> <tr> <td>Strongly Agree</td> <td>6</td> <td>42.86%</td> </tr> <tr> <td>Agree</td> <td>5</td> <td>35.71%</td> </tr> <tr> <td>Uncertain</td> <td>1</td> <td>7.14%</td> </tr> <tr> <td>Disagree</td> <td>1</td> <td>7.14%</td> </tr> <tr> <td>Strongly Disagree</td> <td>1</td> <td>7.14%</td> </tr> </tbody> </table>	Choice	Number	Percentage	Strongly Agree	6	42.86%	Agree	5	35.71%	Uncertain	1	7.14%	Disagree	1	7.14%	Strongly Disagree	1	7.14%	<p>Legend: Strongly Agree (Blue), Agree (Red), Uncertain (Yellow), Disagree (Green), Strongly Disagree (Purple)</p>
Choice	Number	Percentage																			
Strongly Agree	6	42.86%																			
Agree	5	35.71%																			
Uncertain	1	7.14%																			
Disagree	1	7.14%																			
Strongly Disagree	1	7.14%																			
19	Feedback on assessment was helpful	<table border="1"> <thead> <tr> <th>Choice</th> <th>Number</th> <th>Percentage</th> </tr> </thead> <tbody> <tr> <td>Strongly Agree</td> <td>7</td> <td>50%</td> </tr> <tr> <td>Agree</td> <td>4</td> <td>28.57%</td> </tr> <tr> <td>Uncertain</td> <td>1</td> <td>7.14%</td> </tr> <tr> <td>Disagree</td> <td>1</td> <td>7.14%</td> </tr> <tr> <td>Strongly Disagree</td> <td>1</td> <td>7.14%</td> </tr> </tbody> </table>	Choice	Number	Percentage	Strongly Agree	7	50%	Agree	4	28.57%	Uncertain	1	7.14%	Disagree	1	7.14%	Strongly Disagree	1	7.14%	<p>Legend: Strongly Agree (Blue), Agree (Red), Uncertain (Yellow), Disagree (Green), Strongly Disagree (Purple)</p>
Choice	Number	Percentage																			
Strongly Agree	7	50%																			
Agree	4	28.57%																			
Uncertain	1	7.14%																			
Disagree	1	7.14%																			
Strongly Disagree	1	7.14%																			

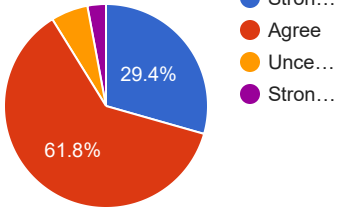
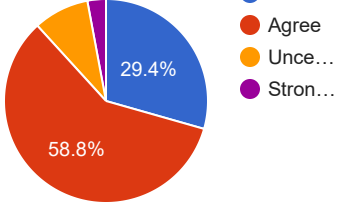
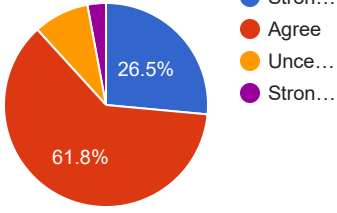
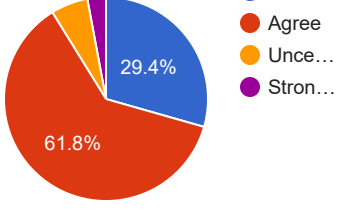
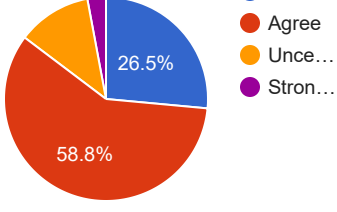
20	I understood the lectures	<table border="1"> <thead> <tr> <th>Choice</th> <th>Number</th> <th>Percentage</th> </tr> </thead> <tbody> <tr> <td>Strongly Agree</td> <td>6</td> <td>42.86%</td> </tr> <tr> <td>Agree</td> <td>4</td> <td>28.57%</td> </tr> <tr> <td>Uncertain</td> <td>1</td> <td>7.14%</td> </tr> <tr> <td>Disagree</td> <td>2</td> <td>14.29%</td> </tr> <tr> <td>Strongly Disagree</td> <td>1</td> <td>7.14%</td> </tr> </tbody> </table>	Choice	Number	Percentage	Strongly Agree	6	42.86%	Agree	4	28.57%	Uncertain	1	7.14%	Disagree	2	14.29%	Strongly Disagree	1	7.14%	 <ul style="list-style-type: none"> ● Stron... ● Agree ● Unce... ● Disa... ● Stron...
Choice	Number	Percentage																			
Strongly Agree	6	42.86%																			
Agree	4	28.57%																			
Uncertain	1	7.14%																			
Disagree	2	14.29%																			
Strongly Disagree	1	7.14%																			
21	The material was well organized and presented	<table border="1"> <thead> <tr> <th>Choice</th> <th>Number</th> <th>Percentage</th> </tr> </thead> <tbody> <tr> <td>Strongly Agree</td> <td>3</td> <td>21.43%</td> </tr> <tr> <td>Agree</td> <td>7</td> <td>50%</td> </tr> <tr> <td>Uncertain</td> <td>1</td> <td>7.14%</td> </tr> <tr> <td>Disagree</td> <td>2</td> <td>14.29%</td> </tr> <tr> <td>Strongly Disagree</td> <td>1</td> <td>7.14%</td> </tr> </tbody> </table>	Choice	Number	Percentage	Strongly Agree	3	21.43%	Agree	7	50%	Uncertain	1	7.14%	Disagree	2	14.29%	Strongly Disagree	1	7.14%	 <ul style="list-style-type: none"> ● Stron... ● Agree ● Unce... ● Disa... ● Stron...
Choice	Number	Percentage																			
Strongly Agree	3	21.43%																			
Agree	7	50%																			
Uncertain	1	7.14%																			
Disagree	2	14.29%																			
Strongly Disagree	1	7.14%																			
22	The instructor was responsive to student needs and problems	<table border="1"> <thead> <tr> <th>Choice</th> <th>Number</th> <th>Percentage</th> </tr> </thead> <tbody> <tr> <td>Strongly Agree</td> <td>6</td> <td>42.86%</td> </tr> <tr> <td>Agree</td> <td>4</td> <td>28.57%</td> </tr> <tr> <td>Uncertain</td> <td>1</td> <td>7.14%</td> </tr> <tr> <td>Disagree</td> <td>2</td> <td>14.29%</td> </tr> <tr> <td>Strongly Disagree</td> <td>1</td> <td>7.14%</td> </tr> </tbody> </table>	Choice	Number	Percentage	Strongly Agree	6	42.86%	Agree	4	28.57%	Uncertain	1	7.14%	Disagree	2	14.29%	Strongly Disagree	1	7.14%	 <ul style="list-style-type: none"> ● Stron... ● Agree ● Unce... ● Disa... ● Stron...
Choice	Number	Percentage																			
Strongly Agree	6	42.86%																			
Agree	4	28.57%																			
Uncertain	1	7.14%																			
Disagree	2	14.29%																			
Strongly Disagree	1	7.14%																			
23	Had the instructor been regular throughout the course	<table border="1"> <thead> <tr> <th>Choice</th> <th>Number</th> <th>Percentage</th> </tr> </thead> <tbody> <tr> <td>Strongly Agree</td> <td>3</td> <td>21.43%</td> </tr> <tr> <td>Agree</td> <td>7</td> <td>50%</td> </tr> <tr> <td>Uncertain</td> <td>1</td> <td>7.14%</td> </tr> <tr> <td>Disagree</td> <td>2</td> <td>14.29%</td> </tr> <tr> <td>Strongly Disagree</td> <td>1</td> <td>7.14%</td> </tr> </tbody> </table>	Choice	Number	Percentage	Strongly Agree	3	21.43%	Agree	7	50%	Uncertain	1	7.14%	Disagree	2	14.29%	Strongly Disagree	1	7.14%	 <ul style="list-style-type: none"> ● Stron... ● Agree ● Unce... ● Disa... ● Stron...
Choice	Number	Percentage																			
Strongly Agree	3	21.43%																			
Agree	7	50%																			
Uncertain	1	7.14%																			
Disagree	2	14.29%																			
Strongly Disagree	1	7.14%																			
24	The material in the tutorials was useful	<table border="1"> <thead> <tr> <th>Choice</th> <th>Number</th> <th>Percentage</th> </tr> </thead> <tbody> <tr> <td>Strongly Agree</td> <td>7</td> <td>50%</td> </tr> <tr> <td>Agree</td> <td>3</td> <td>21.43%</td> </tr> <tr> <td>Uncertain</td> <td>1</td> <td>7.14%</td> </tr> <tr> <td>Disagree</td> <td>2</td> <td>14.29%</td> </tr> <tr> <td>Strongly Disagree</td> <td>1</td> <td>7.14%</td> </tr> </tbody> </table>	Choice	Number	Percentage	Strongly Agree	7	50%	Agree	3	21.43%	Uncertain	1	7.14%	Disagree	2	14.29%	Strongly Disagree	1	7.14%	 <ul style="list-style-type: none"> ● Stron... ● Agree ● Unce... ● Disa... ● Stron...
Choice	Number	Percentage																			
Strongly Agree	7	50%																			
Agree	3	21.43%																			
Uncertain	1	7.14%																			
Disagree	2	14.29%																			
Strongly Disagree	1	7.14%																			

25	I was happy with the amount of work needed for tutorials	<table border="1"> <thead> <tr> <th>Choice</th> <th>Number</th> <th>Percentage</th> </tr> </thead> <tbody> <tr> <td>Strongly Agree</td> <td>5</td> <td>35.71%</td> </tr> <tr> <td>Agree</td> <td>5</td> <td>35.71%</td> </tr> <tr> <td>Uncertain</td> <td>1</td> <td>7.14%</td> </tr> <tr> <td>Disagree</td> <td>2</td> <td>14.29%</td> </tr> <tr> <td>Strongly Disagree</td> <td>1</td> <td>7.14%</td> </tr> </tbody> </table>	Choice	Number	Percentage	Strongly Agree	5	35.71%	Agree	5	35.71%	Uncertain	1	7.14%	Disagree	2	14.29%	Strongly Disagree	1	7.14%	 <ul style="list-style-type: none"> ● Stron... ● Agree ● Unce... ● Disa... ● Stron...
Choice	Number	Percentage																			
Strongly Agree	5	35.71%																			
Agree	5	35.71%																			
Uncertain	1	7.14%																			
Disagree	2	14.29%																			
Strongly Disagree	1	7.14%																			
26	The tutor dealt effectively with my problems	<table border="1"> <thead> <tr> <th>Choice</th> <th>Number</th> <th>Percentage</th> </tr> </thead> <tbody> <tr> <td>Strongly Agree</td> <td>6</td> <td>42.86%</td> </tr> <tr> <td>Agree</td> <td>4</td> <td>28.57%</td> </tr> <tr> <td>Uncertain</td> <td>1</td> <td>7.14%</td> </tr> <tr> <td>Disagree</td> <td>2</td> <td>14.29%</td> </tr> <tr> <td>Strongly Disagree</td> <td>1</td> <td>7.14%</td> </tr> </tbody> </table>	Choice	Number	Percentage	Strongly Agree	6	42.86%	Agree	4	28.57%	Uncertain	1	7.14%	Disagree	2	14.29%	Strongly Disagree	1	7.14%	 <ul style="list-style-type: none"> ● Stron... ● Agree ● Unce... ● Disa... ● Stron...
Choice	Number	Percentage																			
Strongly Agree	6	42.86%																			
Agree	4	28.57%																			
Uncertain	1	7.14%																			
Disagree	2	14.29%																			
Strongly Disagree	1	7.14%																			
27	The material in the practicals was useful	<table border="1"> <thead> <tr> <th>Choice</th> <th>Number</th> <th>Percentage</th> </tr> </thead> <tbody> <tr> <td>Strongly Agree</td> <td>6</td> <td>42.86%</td> </tr> <tr> <td>Agree</td> <td>4</td> <td>28.57%</td> </tr> <tr> <td>Uncertain</td> <td>1</td> <td>7.14%</td> </tr> <tr> <td>Disagree</td> <td>2</td> <td>14.29%</td> </tr> <tr> <td>Strongly Disagree</td> <td>1</td> <td>7.14%</td> </tr> </tbody> </table>	Choice	Number	Percentage	Strongly Agree	6	42.86%	Agree	4	28.57%	Uncertain	1	7.14%	Disagree	2	14.29%	Strongly Disagree	1	7.14%	 <ul style="list-style-type: none"> ● Stron... ● Agree ● Unce... ● Disa... ● Stron...
Choice	Number	Percentage																			
Strongly Agree	6	42.86%																			
Agree	4	28.57%																			
Uncertain	1	7.14%																			
Disagree	2	14.29%																			
Strongly Disagree	1	7.14%																			
28	The demonstrators dealt effectively with my problems	<table border="1"> <thead> <tr> <th>Choice</th> <th>Number</th> <th>Percentage</th> </tr> </thead> <tbody> <tr> <td>Strongly Agree</td> <td>6</td> <td>42.86%</td> </tr> <tr> <td>Agree</td> <td>4</td> <td>28.57%</td> </tr> <tr> <td>Uncertain</td> <td>1</td> <td>7.14%</td> </tr> <tr> <td>Disagree</td> <td>2</td> <td>14.29%</td> </tr> <tr> <td>Strongly Disagree</td> <td>1</td> <td>7.14%</td> </tr> </tbody> </table>	Choice	Number	Percentage	Strongly Agree	6	42.86%	Agree	4	28.57%	Uncertain	1	7.14%	Disagree	2	14.29%	Strongly Disagree	1	7.14%	 <ul style="list-style-type: none"> ● Stron... ● Agree ● Unce... ● Disa... ● Stron...
Choice	Number	Percentage																			
Strongly Agree	6	42.86%																			
Agree	4	28.57%																			
Uncertain	1	7.14%																			
Disagree	2	14.29%																			
Strongly Disagree	1	7.14%																			
29	The best features of the Course were	<ul style="list-style-type: none"> · GOOD poor · · · Hmm No comments Good Course not covered · · best ok p 																			

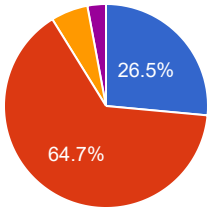
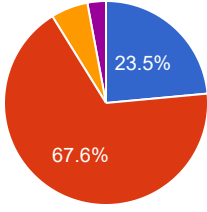
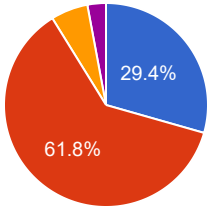
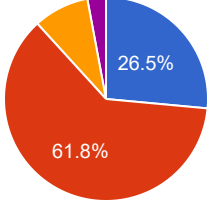
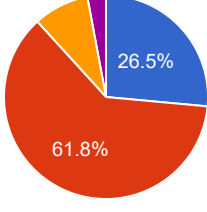
30	The Course could have been improved by	<p>.</p> <p>GOOD</p> <p>poor</p> <p>.</p> <p>.</p> <p>Didn't know</p> <p>No comments</p> <p>Good</p> <p>By completing the course</p> <p>.</p> <p>yes</p> <p>ok</p> <p>p</p>
31	The University does not tolerate discrimination on any irrelevant distinction (e.g. race, age, gender) and is committed to work with diversity in a wholly positive way. Please indicate below anything in relation to this Course which may run counter to this objective	<p>.</p> <p>GOOD</p> <p>poor</p> <p>.</p> <p>.</p> <p>..</p> <p>No comments</p> <p>Good</p> <p>yes</p> <p>ok</p> <p>p</p>

Course Evaluation - Program: 0254

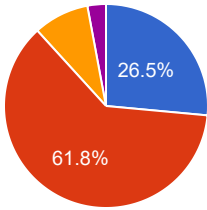
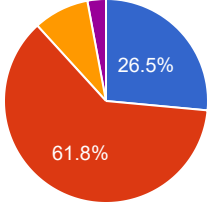
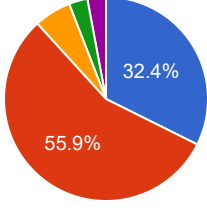
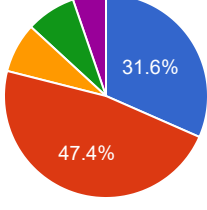
Teacher Name: SAJID IQBAL		Course ID: CT-203(2) Course Title: Soil Mechanics		Session: 2018 Fall																			
Shift: Weekend -- Section:		Total Strength: 53		Attempted: 40																			
S.No	Question	Opinions			Chart																		
1	The course objectives were clear	<table border="1"> <thead> <tr> <th>Choice</th> <th>Number</th> <th>Percentage</th> </tr> </thead> <tbody> <tr> <td>Strongly Agree</td> <td>9</td> <td>22.5%</td> </tr> <tr> <td>Agree</td> <td>20</td> <td>50%</td> </tr> <tr> <td>Uncertain</td> <td>3</td> <td>7.5%</td> </tr> <tr> <td>Disagree</td> <td>1</td> <td>2.5%</td> </tr> <tr> <td>Strongly Disagree</td> <td>1</td> <td>2.5%</td> </tr> </tbody> </table>	Choice	Number	Percentage	Strongly Agree	9	22.5%	Agree	20	50%	Uncertain	3	7.5%	Disagree	1	2.5%	Strongly Disagree	1	2.5%	<p>Detailed description: A pie chart representing the distribution of responses for the question 'The course objectives were clear'. The largest slice is 'Agree' at 58.8% (red), followed by 'Strongly Agree' at 26.5% (blue). Other categories include 'Uncertain' (7.5%, orange), 'Disagree' (2.5%, green), and 'Strongly Disagree' (2.5%, purple).</p>		
Choice	Number	Percentage																					
Strongly Agree	9	22.5%																					
Agree	20	50%																					
Uncertain	3	7.5%																					
Disagree	1	2.5%																					
Strongly Disagree	1	2.5%																					
2	The Course workload was manageable	<table border="1"> <thead> <tr> <th>Choice</th> <th>Number</th> <th>Percentage</th> </tr> </thead> <tbody> <tr> <td>Strongly Agree</td> <td>8</td> <td>20%</td> </tr> <tr> <td>Agree</td> <td>22</td> <td>55%</td> </tr> <tr> <td>Uncertain</td> <td>3</td> <td>7.5%</td> </tr> <tr> <td>Disagree</td> <td>0</td> <td>0%</td> </tr> <tr> <td>Strongly Disagree</td> <td>1</td> <td>2.5%</td> </tr> </tbody> </table>	Choice	Number	Percentage	Strongly Agree	8	20%	Agree	22	55%	Uncertain	3	7.5%	Disagree	0	0%	Strongly Disagree	1	2.5%	<p>Detailed description: A pie chart representing the distribution of responses for the question 'The Course workload was manageable'. The largest slice is 'Agree' at 64.7% (red), followed by 'Strongly Agree' at 23.5% (blue). Other categories include 'Uncertain' (7.5%, orange) and 'Strongly Disagree' (2.5%, purple). There are no 'Disagree' responses.</p>		
Choice	Number	Percentage																					
Strongly Agree	8	20%																					
Agree	22	55%																					
Uncertain	3	7.5%																					
Disagree	0	0%																					
Strongly Disagree	1	2.5%																					
3	The Course was well organized (e.g. timely access to materials, notification of changes, etc.)	<table border="1"> <thead> <tr> <th>Choice</th> <th>Number</th> <th>Percentage</th> </tr> </thead> <tbody> <tr> <td>Strongly Agree</td> <td>8</td> <td>20%</td> </tr> <tr> <td>Agree</td> <td>20</td> <td>50%</td> </tr> <tr> <td>Uncertain</td> <td>4</td> <td>10%</td> </tr> <tr> <td>Disagree</td> <td>1</td> <td>2.5%</td> </tr> <tr> <td>Strongly Disagree</td> <td>1</td> <td>2.5%</td> </tr> </tbody> </table>	Choice	Number	Percentage	Strongly Agree	8	20%	Agree	20	50%	Uncertain	4	10%	Disagree	1	2.5%	Strongly Disagree	1	2.5%	<p>Detailed description: A pie chart representing the distribution of responses for the question 'The Course was well organized...'. The largest slice is 'Agree' at 58.8% (red), followed by 'Strongly Agree' at 23.5% (blue). Other categories include 'Uncertain' (10%, orange), 'Disagree' (2.5%, green), and 'Strongly Disagree' (2.5%, purple).</p>		
Choice	Number	Percentage																					
Strongly Agree	8	20%																					
Agree	20	50%																					
Uncertain	4	10%																					
Disagree	1	2.5%																					
Strongly Disagree	1	2.5%																					
4	I participated actively in the Course	<table border="1"> <thead> <tr> <th>Choice</th> <th>Number</th> <th>Percentage</th> </tr> </thead> <tbody> <tr> <td>Strongly Agree</td> <td>11</td> <td>27.5%</td> </tr> <tr> <td>Agree</td> <td>20</td> <td>50%</td> </tr> <tr> <td>Uncertain</td> <td>2</td> <td>5%</td> </tr> <tr> <td>Disagree</td> <td>0</td> <td>0%</td> </tr> <tr> <td>Strongly Disagree</td> <td>1</td> <td>2.5%</td> </tr> </tbody> </table>	Choice	Number	Percentage	Strongly Agree	11	27.5%	Agree	20	50%	Uncertain	2	5%	Disagree	0	0%	Strongly Disagree	1	2.5%	<p>Detailed description: A pie chart representing the distribution of responses for the question 'I participated actively in the Course'. The largest slice is 'Agree' at 58.8% (red), followed by 'Strongly Agree' at 32.4% (blue). Other categories include 'Uncertain' (5%, orange) and 'Strongly Disagree' (2.5%, purple). There are no 'Disagree' responses.</p>		
Choice	Number	Percentage																					
Strongly Agree	11	27.5%																					
Agree	20	50%																					
Uncertain	2	5%																					
Disagree	0	0%																					
Strongly Disagree	1	2.5%																					

5	I think I have made progress in this Course	<table border="1"> <thead> <tr> <th>Choice</th> <th>Number</th> <th>Percentage</th> </tr> </thead> <tbody> <tr> <td>Strongly Agree</td> <td>10</td> <td>25%</td> </tr> <tr> <td>Agree</td> <td>21</td> <td>52.5%</td> </tr> <tr> <td>Uncertain</td> <td>2</td> <td>5%</td> </tr> <tr> <td>Disagree</td> <td>0</td> <td>0%</td> </tr> <tr> <td>Strongly Disagree</td> <td>1</td> <td>2.5%</td> </tr> </tbody> </table>	Choice	Number	Percentage	Strongly Agree	10	25%	Agree	21	52.5%	Uncertain	2	5%	Disagree	0	0%	Strongly Disagree	1	2.5%	
Choice	Number	Percentage																			
Strongly Agree	10	25%																			
Agree	21	52.5%																			
Uncertain	2	5%																			
Disagree	0	0%																			
Strongly Disagree	1	2.5%																			
6	I think the Course was well structured to achieve the learning outcomes (there was a good balance of lectures, tutorials, practical etc.)	<table border="1"> <thead> <tr> <th>Choice</th> <th>Number</th> <th>Percentage</th> </tr> </thead> <tbody> <tr> <td>Strongly Agree</td> <td>10</td> <td>25%</td> </tr> <tr> <td>Agree</td> <td>20</td> <td>50%</td> </tr> <tr> <td>Uncertain</td> <td>3</td> <td>7.5%</td> </tr> <tr> <td>Disagree</td> <td>0</td> <td>0%</td> </tr> <tr> <td>Strongly Disagree</td> <td>1</td> <td>2.5%</td> </tr> </tbody> </table>	Choice	Number	Percentage	Strongly Agree	10	25%	Agree	20	50%	Uncertain	3	7.5%	Disagree	0	0%	Strongly Disagree	1	2.5%	
Choice	Number	Percentage																			
Strongly Agree	10	25%																			
Agree	20	50%																			
Uncertain	3	7.5%																			
Disagree	0	0%																			
Strongly Disagree	1	2.5%																			
7	The learning and teaching methods encouraged participation	<table border="1"> <thead> <tr> <th>Choice</th> <th>Number</th> <th>Percentage</th> </tr> </thead> <tbody> <tr> <td>Strongly Agree</td> <td>9</td> <td>22.5%</td> </tr> <tr> <td>Agree</td> <td>21</td> <td>52.5%</td> </tr> <tr> <td>Uncertain</td> <td>3</td> <td>7.5%</td> </tr> <tr> <td>Disagree</td> <td>0</td> <td>0%</td> </tr> <tr> <td>Strongly Disagree</td> <td>1</td> <td>2.5%</td> </tr> </tbody> </table>	Choice	Number	Percentage	Strongly Agree	9	22.5%	Agree	21	52.5%	Uncertain	3	7.5%	Disagree	0	0%	Strongly Disagree	1	2.5%	
Choice	Number	Percentage																			
Strongly Agree	9	22.5%																			
Agree	21	52.5%																			
Uncertain	3	7.5%																			
Disagree	0	0%																			
Strongly Disagree	1	2.5%																			
8	The overall environment in the class was conducive to learning	<table border="1"> <thead> <tr> <th>Choice</th> <th>Number</th> <th>Percentage</th> </tr> </thead> <tbody> <tr> <td>Strongly Agree</td> <td>10</td> <td>25%</td> </tr> <tr> <td>Agree</td> <td>21</td> <td>52.5%</td> </tr> <tr> <td>Uncertain</td> <td>2</td> <td>5%</td> </tr> <tr> <td>Disagree</td> <td>0</td> <td>0%</td> </tr> <tr> <td>Strongly Disagree</td> <td>1</td> <td>2.5%</td> </tr> </tbody> </table>	Choice	Number	Percentage	Strongly Agree	10	25%	Agree	21	52.5%	Uncertain	2	5%	Disagree	0	0%	Strongly Disagree	1	2.5%	
Choice	Number	Percentage																			
Strongly Agree	10	25%																			
Agree	21	52.5%																			
Uncertain	2	5%																			
Disagree	0	0%																			
Strongly Disagree	1	2.5%																			
9	Classrooms were satisfactory	<table border="1"> <thead> <tr> <th>Choice</th> <th>Number</th> <th>Percentage</th> </tr> </thead> <tbody> <tr> <td>Strongly Agree</td> <td>9</td> <td>22.5%</td> </tr> <tr> <td>Agree</td> <td>20</td> <td>50%</td> </tr> <tr> <td>Uncertain</td> <td>4</td> <td>10%</td> </tr> <tr> <td>Disagree</td> <td>0</td> <td>0%</td> </tr> <tr> <td>Strongly Disagree</td> <td>1</td> <td>2.5%</td> </tr> </tbody> </table>	Choice	Number	Percentage	Strongly Agree	9	22.5%	Agree	20	50%	Uncertain	4	10%	Disagree	0	0%	Strongly Disagree	1	2.5%	
Choice	Number	Percentage																			
Strongly Agree	9	22.5%																			
Agree	20	50%																			
Uncertain	4	10%																			
Disagree	0	0%																			
Strongly Disagree	1	2.5%																			

10	Learning materials (Lesson Plans, Course Notes etc.) were relevant and useful	<table border="1"> <thead> <tr> <th>Choice</th> <th>Number</th> <th>Percentage</th> </tr> </thead> <tbody> <tr> <td>Strongly Agree</td> <td>10</td> <td>25%</td> </tr> <tr> <td>Agree</td> <td>21</td> <td>52.5%</td> </tr> <tr> <td>Uncertain</td> <td>2</td> <td>5%</td> </tr> <tr> <td>Disagree</td> <td>0</td> <td>0%</td> </tr> <tr> <td>Strongly Disagree</td> <td>1</td> <td>2.5%</td> </tr> </tbody> </table>	Choice	Number	Percentage	Strongly Agree	10	25%	Agree	21	52.5%	Uncertain	2	5%	Disagree	0	0%	Strongly Disagree	1	2.5%	<p>Legend: Strongly Agree (Blue), Agree (Red), Uncertain (Yellow), Disagree (Green), Strongly Disagree (Purple)</p>
Choice	Number	Percentage																			
Strongly Agree	10	25%																			
Agree	21	52.5%																			
Uncertain	2	5%																			
Disagree	0	0%																			
Strongly Disagree	1	2.5%																			
11	Recommended reading Books etc. were relevant and appropriate	<table border="1"> <thead> <tr> <th>Choice</th> <th>Number</th> <th>Percentage</th> </tr> </thead> <tbody> <tr> <td>Strongly Agree</td> <td>8</td> <td>20%</td> </tr> <tr> <td>Agree</td> <td>22</td> <td>55%</td> </tr> <tr> <td>Uncertain</td> <td>3</td> <td>7.5%</td> </tr> <tr> <td>Disagree</td> <td>0</td> <td>0%</td> </tr> <tr> <td>Strongly Disagree</td> <td>1</td> <td>2.5%</td> </tr> </tbody> </table>	Choice	Number	Percentage	Strongly Agree	8	20%	Agree	22	55%	Uncertain	3	7.5%	Disagree	0	0%	Strongly Disagree	1	2.5%	<p>Legend: Strongly Agree (Blue), Agree (Red), Uncertain (Yellow), Disagree (Green), Strongly Disagree (Purple)</p>
Choice	Number	Percentage																			
Strongly Agree	8	20%																			
Agree	22	55%																			
Uncertain	3	7.5%																			
Disagree	0	0%																			
Strongly Disagree	1	2.5%																			
12	The provision of learning resources in the library was adequate and appropriate	<table border="1"> <thead> <tr> <th>Choice</th> <th>Number</th> <th>Percentage</th> </tr> </thead> <tbody> <tr> <td>Strongly Agree</td> <td>8</td> <td>20%</td> </tr> <tr> <td>Agree</td> <td>23</td> <td>57.5%</td> </tr> <tr> <td>Uncertain</td> <td>2</td> <td>5%</td> </tr> <tr> <td>Disagree</td> <td>0</td> <td>0%</td> </tr> <tr> <td>Strongly Disagree</td> <td>1</td> <td>2.5%</td> </tr> </tbody> </table>	Choice	Number	Percentage	Strongly Agree	8	20%	Agree	23	57.5%	Uncertain	2	5%	Disagree	0	0%	Strongly Disagree	1	2.5%	<p>Legend: Strongly Agree (Blue), Agree (Red), Uncertain (Yellow), Disagree (Green), Strongly Disagree (Purple)</p>
Choice	Number	Percentage																			
Strongly Agree	8	20%																			
Agree	23	57.5%																			
Uncertain	2	5%																			
Disagree	0	0%																			
Strongly Disagree	1	2.5%																			
13	The provision of learning resources on the Web was adequate and appropriate (if relevant)	<table border="1"> <thead> <tr> <th>Choice</th> <th>Number</th> <th>Percentage</th> </tr> </thead> <tbody> <tr> <td>Strongly Agree</td> <td>8</td> <td>20%</td> </tr> <tr> <td>Agree</td> <td>23</td> <td>57.5%</td> </tr> <tr> <td>Uncertain</td> <td>2</td> <td>5%</td> </tr> <tr> <td>Disagree</td> <td>0</td> <td>0%</td> </tr> <tr> <td>Strongly Disagree</td> <td>1</td> <td>2.5%</td> </tr> </tbody> </table>	Choice	Number	Percentage	Strongly Agree	8	20%	Agree	23	57.5%	Uncertain	2	5%	Disagree	0	0%	Strongly Disagree	1	2.5%	<p>Legend: Strongly Agree (Blue), Agree (Red), Uncertain (Yellow), Disagree (Green), Strongly Disagree (Purple)</p>
Choice	Number	Percentage																			
Strongly Agree	8	20%																			
Agree	23	57.5%																			
Uncertain	2	5%																			
Disagree	0	0%																			
Strongly Disagree	1	2.5%																			
14	The Course stimulated my interest and thought on the subject area	<table border="1"> <thead> <tr> <th>Choice</th> <th>Number</th> <th>Percentage</th> </tr> </thead> <tbody> <tr> <td>Strongly Agree</td> <td>10</td> <td>25%</td> </tr> <tr> <td>Agree</td> <td>22</td> <td>55%</td> </tr> <tr> <td>Uncertain</td> <td>1</td> <td>2.5%</td> </tr> <tr> <td>Disagree</td> <td>0</td> <td>0%</td> </tr> <tr> <td>Strongly Disagree</td> <td>1</td> <td>2.5%</td> </tr> </tbody> </table>	Choice	Number	Percentage	Strongly Agree	10	25%	Agree	22	55%	Uncertain	1	2.5%	Disagree	0	0%	Strongly Disagree	1	2.5%	<p>Legend: Strongly Agree (Blue), Agree (Red), Uncertain (Yellow), Disagree (Green), Strongly Disagree (Purple)</p>
Choice	Number	Percentage																			
Strongly Agree	10	25%																			
Agree	22	55%																			
Uncertain	1	2.5%																			
Disagree	0	0%																			
Strongly Disagree	1	2.5%																			

15	The pace of the Course was appropriate	<table border="1"> <thead> <tr> <th>Choice</th> <th>Number</th> <th>Percentage</th> </tr> </thead> <tbody> <tr> <td>Strongly Agree</td> <td>9</td> <td>22.5%</td> </tr> <tr> <td>Agree</td> <td>22</td> <td>55%</td> </tr> <tr> <td>Uncertain</td> <td>2</td> <td>5%</td> </tr> <tr> <td>Disagree</td> <td>0</td> <td>0%</td> </tr> <tr> <td>Strongly Disagree</td> <td>1</td> <td>2.5%</td> </tr> </tbody> </table>	Choice	Number	Percentage	Strongly Agree	9	22.5%	Agree	22	55%	Uncertain	2	5%	Disagree	0	0%	Strongly Disagree	1	2.5%	 <ul style="list-style-type: none"> ● Stron... ● Agree ● Unce... ● Stron...
Choice	Number	Percentage																			
Strongly Agree	9	22.5%																			
Agree	22	55%																			
Uncertain	2	5%																			
Disagree	0	0%																			
Strongly Disagree	1	2.5%																			
16	Ideas and concepts were presented clearly	<table border="1"> <thead> <tr> <th>Choice</th> <th>Number</th> <th>Percentage</th> </tr> </thead> <tbody> <tr> <td>Strongly Agree</td> <td>8</td> <td>20%</td> </tr> <tr> <td>Agree</td> <td>23</td> <td>57.5%</td> </tr> <tr> <td>Uncertain</td> <td>2</td> <td>5%</td> </tr> <tr> <td>Disagree</td> <td>0</td> <td>0%</td> </tr> <tr> <td>Strongly Disagree</td> <td>1</td> <td>2.5%</td> </tr> </tbody> </table>	Choice	Number	Percentage	Strongly Agree	8	20%	Agree	23	57.5%	Uncertain	2	5%	Disagree	0	0%	Strongly Disagree	1	2.5%	 <ul style="list-style-type: none"> ● Stron... ● Agree ● Unce... ● Stron...
Choice	Number	Percentage																			
Strongly Agree	8	20%																			
Agree	23	57.5%																			
Uncertain	2	5%																			
Disagree	0	0%																			
Strongly Disagree	1	2.5%																			
17	The method of assessment were reasonable	<table border="1"> <thead> <tr> <th>Choice</th> <th>Number</th> <th>Percentage</th> </tr> </thead> <tbody> <tr> <td>Strongly Agree</td> <td>10</td> <td>25%</td> </tr> <tr> <td>Agree</td> <td>21</td> <td>52.5%</td> </tr> <tr> <td>Uncertain</td> <td>2</td> <td>5%</td> </tr> <tr> <td>Disagree</td> <td>0</td> <td>0%</td> </tr> <tr> <td>Strongly Disagree</td> <td>1</td> <td>2.5%</td> </tr> </tbody> </table>	Choice	Number	Percentage	Strongly Agree	10	25%	Agree	21	52.5%	Uncertain	2	5%	Disagree	0	0%	Strongly Disagree	1	2.5%	 <ul style="list-style-type: none"> ● Stron... ● Agree ● Unce... ● Stron...
Choice	Number	Percentage																			
Strongly Agree	10	25%																			
Agree	21	52.5%																			
Uncertain	2	5%																			
Disagree	0	0%																			
Strongly Disagree	1	2.5%																			
18	Feedback on assessment was timely	<table border="1"> <thead> <tr> <th>Choice</th> <th>Number</th> <th>Percentage</th> </tr> </thead> <tbody> <tr> <td>Strongly Agree</td> <td>9</td> <td>22.5%</td> </tr> <tr> <td>Agree</td> <td>21</td> <td>52.5%</td> </tr> <tr> <td>Uncertain</td> <td>3</td> <td>7.5%</td> </tr> <tr> <td>Disagree</td> <td>0</td> <td>0%</td> </tr> <tr> <td>Strongly Disagree</td> <td>1</td> <td>2.5%</td> </tr> </tbody> </table>	Choice	Number	Percentage	Strongly Agree	9	22.5%	Agree	21	52.5%	Uncertain	3	7.5%	Disagree	0	0%	Strongly Disagree	1	2.5%	 <ul style="list-style-type: none"> ● Stron... ● Agree ● Unce... ● Stron...
Choice	Number	Percentage																			
Strongly Agree	9	22.5%																			
Agree	21	52.5%																			
Uncertain	3	7.5%																			
Disagree	0	0%																			
Strongly Disagree	1	2.5%																			
19	Feedback on assessment was helpful	<table border="1"> <thead> <tr> <th>Choice</th> <th>Number</th> <th>Percentage</th> </tr> </thead> <tbody> <tr> <td>Strongly Agree</td> <td>9</td> <td>22.5%</td> </tr> <tr> <td>Agree</td> <td>21</td> <td>52.5%</td> </tr> <tr> <td>Uncertain</td> <td>3</td> <td>7.5%</td> </tr> <tr> <td>Disagree</td> <td>0</td> <td>0%</td> </tr> <tr> <td>Strongly Disagree</td> <td>1</td> <td>2.5%</td> </tr> </tbody> </table>	Choice	Number	Percentage	Strongly Agree	9	22.5%	Agree	21	52.5%	Uncertain	3	7.5%	Disagree	0	0%	Strongly Disagree	1	2.5%	 <ul style="list-style-type: none"> ● Stron... ● Agree ● Unce... ● Stron...
Choice	Number	Percentage																			
Strongly Agree	9	22.5%																			
Agree	21	52.5%																			
Uncertain	3	7.5%																			
Disagree	0	0%																			
Strongly Disagree	1	2.5%																			

20	I understood the lectures	<table border="1"> <thead> <tr> <th>Choice</th> <th>Number</th> <th>Percentage</th> </tr> </thead> <tbody> <tr> <td>Strongly Agree</td> <td>10</td> <td>25%</td> </tr> <tr> <td>Agree</td> <td>21</td> <td>52.5%</td> </tr> <tr> <td>Uncertain</td> <td>2</td> <td>5%</td> </tr> <tr> <td>Disagree</td> <td>0</td> <td>0%</td> </tr> <tr> <td>Strongly Disagree</td> <td>1</td> <td>2.5%</td> </tr> </tbody> </table>	Choice	Number	Percentage	Strongly Agree	10	25%	Agree	21	52.5%	Uncertain	2	5%	Disagree	0	0%	Strongly Disagree	1	2.5%	<p> ● Stron... ● Agree ● Unce... ● Stron... </p>
Choice	Number	Percentage																			
Strongly Agree	10	25%																			
Agree	21	52.5%																			
Uncertain	2	5%																			
Disagree	0	0%																			
Strongly Disagree	1	2.5%																			
21	The material was well organized and presented	<table border="1"> <thead> <tr> <th>Choice</th> <th>Number</th> <th>Percentage</th> </tr> </thead> <tbody> <tr> <td>Strongly Agree</td> <td>9</td> <td>22.5%</td> </tr> <tr> <td>Agree</td> <td>22</td> <td>55%</td> </tr> <tr> <td>Uncertain</td> <td>2</td> <td>5%</td> </tr> <tr> <td>Disagree</td> <td>0</td> <td>0%</td> </tr> <tr> <td>Strongly Disagree</td> <td>1</td> <td>2.5%</td> </tr> </tbody> </table>	Choice	Number	Percentage	Strongly Agree	9	22.5%	Agree	22	55%	Uncertain	2	5%	Disagree	0	0%	Strongly Disagree	1	2.5%	<p> ● Stron... ● Agree ● Unce... ● Stron... </p>
Choice	Number	Percentage																			
Strongly Agree	9	22.5%																			
Agree	22	55%																			
Uncertain	2	5%																			
Disagree	0	0%																			
Strongly Disagree	1	2.5%																			
22	The instructor was responsive to student needs and problems	<table border="1"> <thead> <tr> <th>Choice</th> <th>Number</th> <th>Percentage</th> </tr> </thead> <tbody> <tr> <td>Strongly Agree</td> <td>9</td> <td>22.5%</td> </tr> <tr> <td>Agree</td> <td>20</td> <td>50%</td> </tr> <tr> <td>Uncertain</td> <td>4</td> <td>10%</td> </tr> <tr> <td>Disagree</td> <td>0</td> <td>0%</td> </tr> <tr> <td>Strongly Disagree</td> <td>1</td> <td>2.5%</td> </tr> </tbody> </table>	Choice	Number	Percentage	Strongly Agree	9	22.5%	Agree	20	50%	Uncertain	4	10%	Disagree	0	0%	Strongly Disagree	1	2.5%	<p> ● Stron... ● Agree ● Unce... ● Stron... </p>
Choice	Number	Percentage																			
Strongly Agree	9	22.5%																			
Agree	20	50%																			
Uncertain	4	10%																			
Disagree	0	0%																			
Strongly Disagree	1	2.5%																			
23	Had the instructor been regular throughout the course	<table border="1"> <thead> <tr> <th>Choice</th> <th>Number</th> <th>Percentage</th> </tr> </thead> <tbody> <tr> <td>Strongly Agree</td> <td>9</td> <td>22.5%</td> </tr> <tr> <td>Agree</td> <td>22</td> <td>55%</td> </tr> <tr> <td>Uncertain</td> <td>2</td> <td>5%</td> </tr> <tr> <td>Disagree</td> <td>0</td> <td>0%</td> </tr> <tr> <td>Strongly Disagree</td> <td>1</td> <td>2.5%</td> </tr> </tbody> </table>	Choice	Number	Percentage	Strongly Agree	9	22.5%	Agree	22	55%	Uncertain	2	5%	Disagree	0	0%	Strongly Disagree	1	2.5%	<p> ● Stron... ● Agree ● Unce... ● Stron... </p>
Choice	Number	Percentage																			
Strongly Agree	9	22.5%																			
Agree	22	55%																			
Uncertain	2	5%																			
Disagree	0	0%																			
Strongly Disagree	1	2.5%																			
24	The material in the tutorials was useful	<table border="1"> <thead> <tr> <th>Choice</th> <th>Number</th> <th>Percentage</th> </tr> </thead> <tbody> <tr> <td>Strongly Agree</td> <td>10</td> <td>25%</td> </tr> <tr> <td>Agree</td> <td>21</td> <td>52.5%</td> </tr> <tr> <td>Uncertain</td> <td>2</td> <td>5%</td> </tr> <tr> <td>Disagree</td> <td>0</td> <td>0%</td> </tr> <tr> <td>Strongly Disagree</td> <td>1</td> <td>2.5%</td> </tr> </tbody> </table>	Choice	Number	Percentage	Strongly Agree	10	25%	Agree	21	52.5%	Uncertain	2	5%	Disagree	0	0%	Strongly Disagree	1	2.5%	<p> ● Stron... ● Agree ● Unce... ● Stron... </p>
Choice	Number	Percentage																			
Strongly Agree	10	25%																			
Agree	21	52.5%																			
Uncertain	2	5%																			
Disagree	0	0%																			
Strongly Disagree	1	2.5%																			

25	I was happy with the amount of work needed for tutorials	<table border="1"> <thead> <tr> <th>Choice</th> <th>Number</th> <th>Percentage</th> </tr> </thead> <tbody> <tr> <td>Strongly Agree</td> <td>9</td> <td>22.5%</td> </tr> <tr> <td>Agree</td> <td>21</td> <td>52.5%</td> </tr> <tr> <td>Uncertain</td> <td>3</td> <td>7.5%</td> </tr> <tr> <td>Disagree</td> <td>0</td> <td>0%</td> </tr> <tr> <td>Strongly Disagree</td> <td>1</td> <td>2.5%</td> </tr> </tbody> </table>	Choice	Number	Percentage	Strongly Agree	9	22.5%	Agree	21	52.5%	Uncertain	3	7.5%	Disagree	0	0%	Strongly Disagree	1	2.5%	 <p> ● Stron... ● Agree ● Unce... ● Stron... </p>
Choice	Number	Percentage																			
Strongly Agree	9	22.5%																			
Agree	21	52.5%																			
Uncertain	3	7.5%																			
Disagree	0	0%																			
Strongly Disagree	1	2.5%																			
26	The tutor dealt effectively with my problems	<table border="1"> <thead> <tr> <th>Choice</th> <th>Number</th> <th>Percentage</th> </tr> </thead> <tbody> <tr> <td>Strongly Agree</td> <td>9</td> <td>22.5%</td> </tr> <tr> <td>Agree</td> <td>21</td> <td>52.5%</td> </tr> <tr> <td>Uncertain</td> <td>3</td> <td>7.5%</td> </tr> <tr> <td>Disagree</td> <td>0</td> <td>0%</td> </tr> <tr> <td>Strongly Disagree</td> <td>1</td> <td>2.5%</td> </tr> </tbody> </table>	Choice	Number	Percentage	Strongly Agree	9	22.5%	Agree	21	52.5%	Uncertain	3	7.5%	Disagree	0	0%	Strongly Disagree	1	2.5%	 <p> ● Stron... ● Agree ● Unce... ● Stron... </p>
Choice	Number	Percentage																			
Strongly Agree	9	22.5%																			
Agree	21	52.5%																			
Uncertain	3	7.5%																			
Disagree	0	0%																			
Strongly Disagree	1	2.5%																			
27	The material in the practicals was useful	<table border="1"> <thead> <tr> <th>Choice</th> <th>Number</th> <th>Percentage</th> </tr> </thead> <tbody> <tr> <td>Strongly Agree</td> <td>11</td> <td>27.5%</td> </tr> <tr> <td>Agree</td> <td>19</td> <td>47.5%</td> </tr> <tr> <td>Uncertain</td> <td>2</td> <td>5%</td> </tr> <tr> <td>Disagree</td> <td>1</td> <td>2.5%</td> </tr> <tr> <td>Strongly Disagree</td> <td>1</td> <td>2.5%</td> </tr> </tbody> </table>	Choice	Number	Percentage	Strongly Agree	11	27.5%	Agree	19	47.5%	Uncertain	2	5%	Disagree	1	2.5%	Strongly Disagree	1	2.5%	 <p> ● Stron... ● Agree ● Unce... ● Disa... ● Stron... </p>
Choice	Number	Percentage																			
Strongly Agree	11	27.5%																			
Agree	19	47.5%																			
Uncertain	2	5%																			
Disagree	1	2.5%																			
Strongly Disagree	1	2.5%																			
28	The demonstrators dealt effectively with my problems	<table border="1"> <thead> <tr> <th>Choice</th> <th>Number</th> <th>Percentage</th> </tr> </thead> <tbody> <tr> <td>Strongly Agree</td> <td>12</td> <td>30%</td> </tr> <tr> <td>Agree</td> <td>18</td> <td>45%</td> </tr> <tr> <td>Uncertain</td> <td>3</td> <td>7.5%</td> </tr> <tr> <td>Disagree</td> <td>3</td> <td>7.5%</td> </tr> <tr> <td>Strongly Disagree</td> <td>2</td> <td>5%</td> </tr> </tbody> </table>	Choice	Number	Percentage	Strongly Agree	12	30%	Agree	18	45%	Uncertain	3	7.5%	Disagree	3	7.5%	Strongly Disagree	2	5%	 <p> ● Stron... ● Agree ● Unce... ● Disa... ● Stron... </p>
Choice	Number	Percentage																			
Strongly Agree	12	30%																			
Agree	18	45%																			
Uncertain	3	7.5%																			
Disagree	3	7.5%																			
Strongly Disagree	2	5%																			

compaction of soil

q s

.

good

solution about problems

Good teacher

nop comments

Gd

good

..

use in practical life

use in practical life

use in practical life

nothing

Hd

good

good

good

frhf

Gd

good

nothing

good

Gd

good

good

.

.

good

ngf

.

Good

Shear strength

v good

good

good

good

Good

good

30

The Course could have been improved by

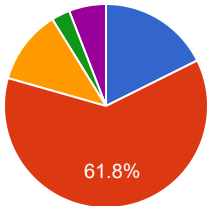
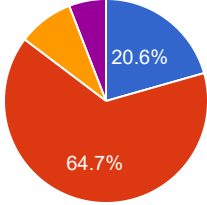
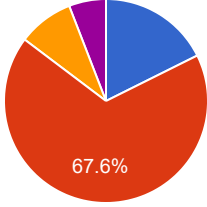
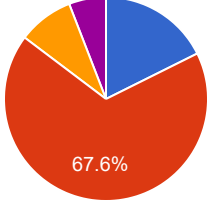
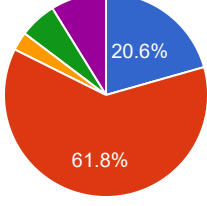
good
teacher
.
good
learning
Good teacher
no comments
Gd
good
..
improve my knowledge
improve my knowledge
improve my knowledge
nothing
Gd
good
good
good
geww
Gd
yes
nothing
good
Gd
good
yes
.
.
good
gjk
.
Good
.
v good
good
good
good
Good
good

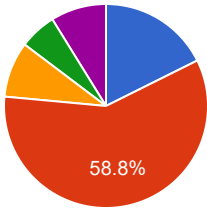
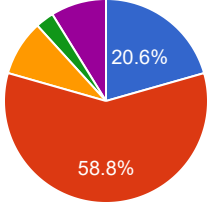
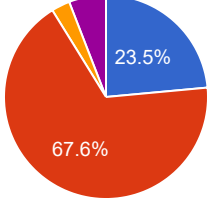
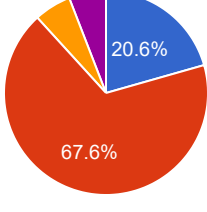
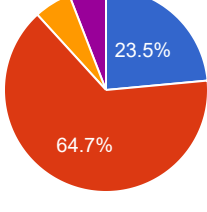
31	The University does not tolerate discrimination on any irrelevant distinction (e.g. race, age, gender) and is committed to work with diversity in a wholly positive way. Please indicate below anything in relation to this Course which may run counter to this objective	yes n Good university no comments Gd .. all is well all is well all is well Gd chguj Gd no Gd good . Nil good . Good Very nice v good good
----	--	--

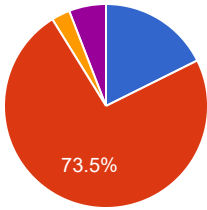
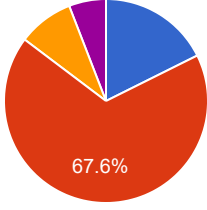
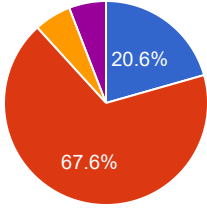
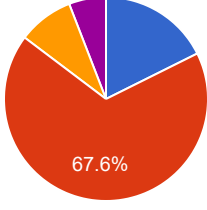
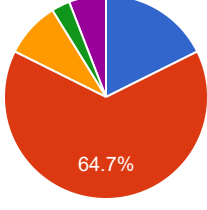
Course Evaluation - Program: 0254

Teacher Name: SAJID IQBAL		Course ID: CT-203(L)(2) Course Title: Soil Mechanics		Session: 2018 Fall																			
Shift: Weekend -- Section:		Total Strength: 53		Attempted: 39																			
S.No	Question	Opinions			Chart																		
1	The course objectives were clear	<table border="1"> <thead> <tr> <th>Choice</th> <th>Number</th> <th>Percentage</th> </tr> </thead> <tbody> <tr> <td>Strongly Agree</td> <td>7</td> <td>17.95%</td> </tr> <tr> <td>Agree</td> <td>22</td> <td>56.41%</td> </tr> <tr> <td>Uncertain</td> <td>3</td> <td>7.69%</td> </tr> <tr> <td>Disagree</td> <td>0</td> <td>0%</td> </tr> <tr> <td>Strongly Disagree</td> <td>2</td> <td>5.13%</td> </tr> </tbody> </table>	Choice	Number	Percentage	Strongly Agree	7	17.95%	Agree	22	56.41%	Uncertain	3	7.69%	Disagree	0	0%	Strongly Disagree	2	5.13%	<p>Legend: Strongly Agree (Blue), Agree (Red), Uncertain (Yellow), Strongly Disagree (Purple), Disagree (Green)</p>		
Choice	Number	Percentage																					
Strongly Agree	7	17.95%																					
Agree	22	56.41%																					
Uncertain	3	7.69%																					
Disagree	0	0%																					
Strongly Disagree	2	5.13%																					
2	The Course workload was manageable	<table border="1"> <thead> <tr> <th>Choice</th> <th>Number</th> <th>Percentage</th> </tr> </thead> <tbody> <tr> <td>Strongly Agree</td> <td>7</td> <td>17.95%</td> </tr> <tr> <td>Agree</td> <td>22</td> <td>56.41%</td> </tr> <tr> <td>Uncertain</td> <td>3</td> <td>7.69%</td> </tr> <tr> <td>Disagree</td> <td>0</td> <td>0%</td> </tr> <tr> <td>Strongly Disagree</td> <td>2</td> <td>5.13%</td> </tr> </tbody> </table>	Choice	Number	Percentage	Strongly Agree	7	17.95%	Agree	22	56.41%	Uncertain	3	7.69%	Disagree	0	0%	Strongly Disagree	2	5.13%	<p>Legend: Strongly Agree (Blue), Agree (Red), Uncertain (Yellow), Strongly Disagree (Purple), Disagree (Green)</p>		
Choice	Number	Percentage																					
Strongly Agree	7	17.95%																					
Agree	22	56.41%																					
Uncertain	3	7.69%																					
Disagree	0	0%																					
Strongly Disagree	2	5.13%																					
3	The Course was well organized (e.g. timely access to materials, notification of changes, etc.)	<table border="1"> <thead> <tr> <th>Choice</th> <th>Number</th> <th>Percentage</th> </tr> </thead> <tbody> <tr> <td>Strongly Agree</td> <td>6</td> <td>15.38%</td> </tr> <tr> <td>Agree</td> <td>21</td> <td>53.85%</td> </tr> <tr> <td>Uncertain</td> <td>4</td> <td>10.26%</td> </tr> <tr> <td>Disagree</td> <td>1</td> <td>2.56%</td> </tr> <tr> <td>Strongly Disagree</td> <td>2</td> <td>5.13%</td> </tr> </tbody> </table>	Choice	Number	Percentage	Strongly Agree	6	15.38%	Agree	21	53.85%	Uncertain	4	10.26%	Disagree	1	2.56%	Strongly Disagree	2	5.13%	<p>Legend: Strongly Agree (Blue), Agree (Red), Uncertain (Yellow), Disagree (Green), Strongly Disagree (Purple)</p>		
Choice	Number	Percentage																					
Strongly Agree	6	15.38%																					
Agree	21	53.85%																					
Uncertain	4	10.26%																					
Disagree	1	2.56%																					
Strongly Disagree	2	5.13%																					
4	I participated actively in the Course	<table border="1"> <thead> <tr> <th>Choice</th> <th>Number</th> <th>Percentage</th> </tr> </thead> <tbody> <tr> <td>Strongly Agree</td> <td>8</td> <td>20.51%</td> </tr> <tr> <td>Agree</td> <td>21</td> <td>53.85%</td> </tr> <tr> <td>Uncertain</td> <td>3</td> <td>7.69%</td> </tr> <tr> <td>Disagree</td> <td>0</td> <td>0%</td> </tr> <tr> <td>Strongly Disagree</td> <td>2</td> <td>5.13%</td> </tr> </tbody> </table>	Choice	Number	Percentage	Strongly Agree	8	20.51%	Agree	21	53.85%	Uncertain	3	7.69%	Disagree	0	0%	Strongly Disagree	2	5.13%	<p>Legend: Strongly Agree (Blue), Agree (Red), Uncertain (Yellow), Strongly Disagree (Purple), Disagree (Green)</p>		
Choice	Number	Percentage																					
Strongly Agree	8	20.51%																					
Agree	21	53.85%																					
Uncertain	3	7.69%																					
Disagree	0	0%																					
Strongly Disagree	2	5.13%																					

5	I think I have made progress in this Course	<table border="1"> <thead> <tr> <th>Choice</th> <th>Number</th> <th>Percentage</th> </tr> </thead> <tbody> <tr> <td>Strongly Agree</td> <td>9</td> <td>23.08%</td> </tr> <tr> <td>Agree</td> <td>20</td> <td>51.28%</td> </tr> <tr> <td>Uncertain</td> <td>3</td> <td>7.69%</td> </tr> <tr> <td>Disagree</td> <td>0</td> <td>0%</td> </tr> <tr> <td>Strongly Disagree</td> <td>2</td> <td>5.13%</td> </tr> </tbody> </table>	Choice	Number	Percentage	Strongly Agree	9	23.08%	Agree	20	51.28%	Uncertain	3	7.69%	Disagree	0	0%	Strongly Disagree	2	5.13%	<p>Legend: Strongly Agree (blue), Agree (red), Uncertain (yellow), Strongly Disagree (purple)</p>
Choice	Number	Percentage																			
Strongly Agree	9	23.08%																			
Agree	20	51.28%																			
Uncertain	3	7.69%																			
Disagree	0	0%																			
Strongly Disagree	2	5.13%																			
6	I think the Course was well structured to achieve the learning outcomes (there was a good balance of lectures, tutorials, practical etc.)	<table border="1"> <thead> <tr> <th>Choice</th> <th>Number</th> <th>Percentage</th> </tr> </thead> <tbody> <tr> <td>Strongly Agree</td> <td>6</td> <td>15.38%</td> </tr> <tr> <td>Agree</td> <td>22</td> <td>56.41%</td> </tr> <tr> <td>Uncertain</td> <td>2</td> <td>5.13%</td> </tr> <tr> <td>Disagree</td> <td>2</td> <td>5.13%</td> </tr> <tr> <td>Strongly Disagree</td> <td>2</td> <td>5.13%</td> </tr> </tbody> </table>	Choice	Number	Percentage	Strongly Agree	6	15.38%	Agree	22	56.41%	Uncertain	2	5.13%	Disagree	2	5.13%	Strongly Disagree	2	5.13%	<p>Legend: Strongly Agree (blue), Agree (red), Uncertain (yellow), Disagree (green), Strongly Disagree (purple)</p>
Choice	Number	Percentage																			
Strongly Agree	6	15.38%																			
Agree	22	56.41%																			
Uncertain	2	5.13%																			
Disagree	2	5.13%																			
Strongly Disagree	2	5.13%																			
7	The learning and teaching methods encouraged participation	<table border="1"> <thead> <tr> <th>Choice</th> <th>Number</th> <th>Percentage</th> </tr> </thead> <tbody> <tr> <td>Strongly Agree</td> <td>6</td> <td>15.38%</td> </tr> <tr> <td>Agree</td> <td>22</td> <td>56.41%</td> </tr> <tr> <td>Uncertain</td> <td>2</td> <td>5.13%</td> </tr> <tr> <td>Disagree</td> <td>2</td> <td>5.13%</td> </tr> <tr> <td>Strongly Disagree</td> <td>2</td> <td>5.13%</td> </tr> </tbody> </table>	Choice	Number	Percentage	Strongly Agree	6	15.38%	Agree	22	56.41%	Uncertain	2	5.13%	Disagree	2	5.13%	Strongly Disagree	2	5.13%	<p>Legend: Strongly Agree (blue), Agree (red), Uncertain (yellow), Disagree (green), Strongly Disagree (purple)</p>
Choice	Number	Percentage																			
Strongly Agree	6	15.38%																			
Agree	22	56.41%																			
Uncertain	2	5.13%																			
Disagree	2	5.13%																			
Strongly Disagree	2	5.13%																			
8	The overall environment in the class was conducive to learning	<table border="1"> <thead> <tr> <th>Choice</th> <th>Number</th> <th>Percentage</th> </tr> </thead> <tbody> <tr> <td>Strongly Agree</td> <td>6</td> <td>15.38%</td> </tr> <tr> <td>Agree</td> <td>22</td> <td>56.41%</td> </tr> <tr> <td>Uncertain</td> <td>4</td> <td>10.26%</td> </tr> <tr> <td>Disagree</td> <td>0</td> <td>0%</td> </tr> <tr> <td>Strongly Disagree</td> <td>2</td> <td>5.13%</td> </tr> </tbody> </table>	Choice	Number	Percentage	Strongly Agree	6	15.38%	Agree	22	56.41%	Uncertain	4	10.26%	Disagree	0	0%	Strongly Disagree	2	5.13%	<p>Legend: Strongly Agree (blue), Agree (red), Uncertain (yellow), Strongly Disagree (purple)</p>
Choice	Number	Percentage																			
Strongly Agree	6	15.38%																			
Agree	22	56.41%																			
Uncertain	4	10.26%																			
Disagree	0	0%																			
Strongly Disagree	2	5.13%																			
9	Classrooms were satisfactory	<table border="1"> <thead> <tr> <th>Choice</th> <th>Number</th> <th>Percentage</th> </tr> </thead> <tbody> <tr> <td>Strongly Agree</td> <td>6</td> <td>15.38%</td> </tr> <tr> <td>Agree</td> <td>22</td> <td>56.41%</td> </tr> <tr> <td>Uncertain</td> <td>2</td> <td>5.13%</td> </tr> <tr> <td>Disagree</td> <td>1</td> <td>2.56%</td> </tr> <tr> <td>Strongly Disagree</td> <td>3</td> <td>7.69%</td> </tr> </tbody> </table>	Choice	Number	Percentage	Strongly Agree	6	15.38%	Agree	22	56.41%	Uncertain	2	5.13%	Disagree	1	2.56%	Strongly Disagree	3	7.69%	<p>Legend: Strongly Agree (blue), Agree (red), Uncertain (yellow), Disagree (green), Strongly Disagree (purple)</p>
Choice	Number	Percentage																			
Strongly Agree	6	15.38%																			
Agree	22	56.41%																			
Uncertain	2	5.13%																			
Disagree	1	2.56%																			
Strongly Disagree	3	7.69%																			

10	Learning materials (Lesson Plans, Course Notes etc.) were relevant and useful	<table border="1"> <thead> <tr> <th>Choice</th> <th>Number</th> <th>Percentage</th> </tr> </thead> <tbody> <tr> <td>Strongly Agree</td> <td>6</td> <td>15.38%</td> </tr> <tr> <td>Agree</td> <td>21</td> <td>53.85%</td> </tr> <tr> <td>Uncertain</td> <td>4</td> <td>10.26%</td> </tr> <tr> <td>Disagree</td> <td>1</td> <td>2.56%</td> </tr> <tr> <td>Strongly Disagree</td> <td>2</td> <td>5.13%</td> </tr> </tbody> </table>	Choice	Number	Percentage	Strongly Agree	6	15.38%	Agree	21	53.85%	Uncertain	4	10.26%	Disagree	1	2.56%	Strongly Disagree	2	5.13%	 <ul style="list-style-type: none"> ● Stron... ● Agree ● Unce... ● Disa... ● Stron...
Choice	Number	Percentage																			
Strongly Agree	6	15.38%																			
Agree	21	53.85%																			
Uncertain	4	10.26%																			
Disagree	1	2.56%																			
Strongly Disagree	2	5.13%																			
11	Recommended reading Books etc. were relevant and appropriate	<table border="1"> <thead> <tr> <th>Choice</th> <th>Number</th> <th>Percentage</th> </tr> </thead> <tbody> <tr> <td>Strongly Agree</td> <td>7</td> <td>17.95%</td> </tr> <tr> <td>Agree</td> <td>22</td> <td>56.41%</td> </tr> <tr> <td>Uncertain</td> <td>3</td> <td>7.69%</td> </tr> <tr> <td>Disagree</td> <td>0</td> <td>0%</td> </tr> <tr> <td>Strongly Disagree</td> <td>2</td> <td>5.13%</td> </tr> </tbody> </table>	Choice	Number	Percentage	Strongly Agree	7	17.95%	Agree	22	56.41%	Uncertain	3	7.69%	Disagree	0	0%	Strongly Disagree	2	5.13%	 <ul style="list-style-type: none"> ● Stron... ● Agree ● Unce... ● Stron...
Choice	Number	Percentage																			
Strongly Agree	7	17.95%																			
Agree	22	56.41%																			
Uncertain	3	7.69%																			
Disagree	0	0%																			
Strongly Disagree	2	5.13%																			
12	The provision of learning resources in the library was adequate and appropriate	<table border="1"> <thead> <tr> <th>Choice</th> <th>Number</th> <th>Percentage</th> </tr> </thead> <tbody> <tr> <td>Strongly Agree</td> <td>6</td> <td>15.38%</td> </tr> <tr> <td>Agree</td> <td>23</td> <td>58.97%</td> </tr> <tr> <td>Uncertain</td> <td>3</td> <td>7.69%</td> </tr> <tr> <td>Disagree</td> <td>0</td> <td>0%</td> </tr> <tr> <td>Strongly Disagree</td> <td>2</td> <td>5.13%</td> </tr> </tbody> </table>	Choice	Number	Percentage	Strongly Agree	6	15.38%	Agree	23	58.97%	Uncertain	3	7.69%	Disagree	0	0%	Strongly Disagree	2	5.13%	 <ul style="list-style-type: none"> ● Stron... ● Agree ● Unce... ● Stron...
Choice	Number	Percentage																			
Strongly Agree	6	15.38%																			
Agree	23	58.97%																			
Uncertain	3	7.69%																			
Disagree	0	0%																			
Strongly Disagree	2	5.13%																			
13	The provision of learning resources on the Web was adequate and appropriate (if relevant)	<table border="1"> <thead> <tr> <th>Choice</th> <th>Number</th> <th>Percentage</th> </tr> </thead> <tbody> <tr> <td>Strongly Agree</td> <td>6</td> <td>15.38%</td> </tr> <tr> <td>Agree</td> <td>23</td> <td>58.97%</td> </tr> <tr> <td>Uncertain</td> <td>3</td> <td>7.69%</td> </tr> <tr> <td>Disagree</td> <td>0</td> <td>0%</td> </tr> <tr> <td>Strongly Disagree</td> <td>2</td> <td>5.13%</td> </tr> </tbody> </table>	Choice	Number	Percentage	Strongly Agree	6	15.38%	Agree	23	58.97%	Uncertain	3	7.69%	Disagree	0	0%	Strongly Disagree	2	5.13%	 <ul style="list-style-type: none"> ● Stron... ● Agree ● Unce... ● Stron...
Choice	Number	Percentage																			
Strongly Agree	6	15.38%																			
Agree	23	58.97%																			
Uncertain	3	7.69%																			
Disagree	0	0%																			
Strongly Disagree	2	5.13%																			
14	The Course stimulated my interest and thought on the subject area	<table border="1"> <thead> <tr> <th>Choice</th> <th>Number</th> <th>Percentage</th> </tr> </thead> <tbody> <tr> <td>Strongly Agree</td> <td>7</td> <td>17.95%</td> </tr> <tr> <td>Agree</td> <td>21</td> <td>53.85%</td> </tr> <tr> <td>Uncertain</td> <td>1</td> <td>2.56%</td> </tr> <tr> <td>Disagree</td> <td>2</td> <td>5.13%</td> </tr> <tr> <td>Strongly Disagree</td> <td>3</td> <td>7.69%</td> </tr> </tbody> </table>	Choice	Number	Percentage	Strongly Agree	7	17.95%	Agree	21	53.85%	Uncertain	1	2.56%	Disagree	2	5.13%	Strongly Disagree	3	7.69%	 <ul style="list-style-type: none"> ● Stron... ● Agree ● Unce... ● Disa... ● Stron...
Choice	Number	Percentage																			
Strongly Agree	7	17.95%																			
Agree	21	53.85%																			
Uncertain	1	2.56%																			
Disagree	2	5.13%																			
Strongly Disagree	3	7.69%																			

15	The pace of the Course was appropriate	<table border="1"> <thead> <tr> <th>Choice</th> <th>Number</th> <th>Percentage</th> </tr> </thead> <tbody> <tr> <td>Strongly Agree</td> <td>6</td> <td>15.38%</td> </tr> <tr> <td>Agree</td> <td>20</td> <td>51.28%</td> </tr> <tr> <td>Uncertain</td> <td>3</td> <td>7.69%</td> </tr> <tr> <td>Disagree</td> <td>2</td> <td>5.13%</td> </tr> <tr> <td>Strongly Disagree</td> <td>3</td> <td>7.69%</td> </tr> </tbody> </table>	Choice	Number	Percentage	Strongly Agree	6	15.38%	Agree	20	51.28%	Uncertain	3	7.69%	Disagree	2	5.13%	Strongly Disagree	3	7.69%	 <ul style="list-style-type: none"> ● Stron... ● Agree ● Unce... ● Disa... ● Stron...
Choice	Number	Percentage																			
Strongly Agree	6	15.38%																			
Agree	20	51.28%																			
Uncertain	3	7.69%																			
Disagree	2	5.13%																			
Strongly Disagree	3	7.69%																			
16	Ideas and concepts were presented clearly	<table border="1"> <thead> <tr> <th>Choice</th> <th>Number</th> <th>Percentage</th> </tr> </thead> <tbody> <tr> <td>Strongly Agree</td> <td>7</td> <td>17.95%</td> </tr> <tr> <td>Agree</td> <td>20</td> <td>51.28%</td> </tr> <tr> <td>Uncertain</td> <td>3</td> <td>7.69%</td> </tr> <tr> <td>Disagree</td> <td>1</td> <td>2.56%</td> </tr> <tr> <td>Strongly Disagree</td> <td>3</td> <td>7.69%</td> </tr> </tbody> </table>	Choice	Number	Percentage	Strongly Agree	7	17.95%	Agree	20	51.28%	Uncertain	3	7.69%	Disagree	1	2.56%	Strongly Disagree	3	7.69%	 <ul style="list-style-type: none"> ● Stron... ● Agree ● Unce... ● Disa... ● Stron...
Choice	Number	Percentage																			
Strongly Agree	7	17.95%																			
Agree	20	51.28%																			
Uncertain	3	7.69%																			
Disagree	1	2.56%																			
Strongly Disagree	3	7.69%																			
17	The method of assessment were reasonable	<table border="1"> <thead> <tr> <th>Choice</th> <th>Number</th> <th>Percentage</th> </tr> </thead> <tbody> <tr> <td>Strongly Agree</td> <td>8</td> <td>20.51%</td> </tr> <tr> <td>Agree</td> <td>23</td> <td>58.97%</td> </tr> <tr> <td>Uncertain</td> <td>1</td> <td>2.56%</td> </tr> <tr> <td>Disagree</td> <td>0</td> <td>0%</td> </tr> <tr> <td>Strongly Disagree</td> <td>2</td> <td>5.13%</td> </tr> </tbody> </table>	Choice	Number	Percentage	Strongly Agree	8	20.51%	Agree	23	58.97%	Uncertain	1	2.56%	Disagree	0	0%	Strongly Disagree	2	5.13%	 <ul style="list-style-type: none"> ● Stron... ● Agree ● Unce... ● Stron...
Choice	Number	Percentage																			
Strongly Agree	8	20.51%																			
Agree	23	58.97%																			
Uncertain	1	2.56%																			
Disagree	0	0%																			
Strongly Disagree	2	5.13%																			
18	Feedback on assessment was timely	<table border="1"> <thead> <tr> <th>Choice</th> <th>Number</th> <th>Percentage</th> </tr> </thead> <tbody> <tr> <td>Strongly Agree</td> <td>7</td> <td>17.95%</td> </tr> <tr> <td>Agree</td> <td>23</td> <td>58.97%</td> </tr> <tr> <td>Uncertain</td> <td>2</td> <td>5.13%</td> </tr> <tr> <td>Disagree</td> <td>0</td> <td>0%</td> </tr> <tr> <td>Strongly Disagree</td> <td>2</td> <td>5.13%</td> </tr> </tbody> </table>	Choice	Number	Percentage	Strongly Agree	7	17.95%	Agree	23	58.97%	Uncertain	2	5.13%	Disagree	0	0%	Strongly Disagree	2	5.13%	 <ul style="list-style-type: none"> ● Stron... ● Agree ● Unce... ● Stron...
Choice	Number	Percentage																			
Strongly Agree	7	17.95%																			
Agree	23	58.97%																			
Uncertain	2	5.13%																			
Disagree	0	0%																			
Strongly Disagree	2	5.13%																			
19	Feedback on assessment was helpful	<table border="1"> <thead> <tr> <th>Choice</th> <th>Number</th> <th>Percentage</th> </tr> </thead> <tbody> <tr> <td>Strongly Agree</td> <td>8</td> <td>20.51%</td> </tr> <tr> <td>Agree</td> <td>22</td> <td>56.41%</td> </tr> <tr> <td>Uncertain</td> <td>2</td> <td>5.13%</td> </tr> <tr> <td>Disagree</td> <td>0</td> <td>0%</td> </tr> <tr> <td>Strongly Disagree</td> <td>2</td> <td>5.13%</td> </tr> </tbody> </table>	Choice	Number	Percentage	Strongly Agree	8	20.51%	Agree	22	56.41%	Uncertain	2	5.13%	Disagree	0	0%	Strongly Disagree	2	5.13%	 <ul style="list-style-type: none"> ● Stron... ● Agree ● Unce... ● Stron...
Choice	Number	Percentage																			
Strongly Agree	8	20.51%																			
Agree	22	56.41%																			
Uncertain	2	5.13%																			
Disagree	0	0%																			
Strongly Disagree	2	5.13%																			

20	I understood the lectures	<table border="1"> <thead> <tr> <th>Choice</th> <th>Number</th> <th>Percentage</th> </tr> </thead> <tbody> <tr> <td>Strongly Agree</td> <td>6</td> <td>15.38%</td> </tr> <tr> <td>Agree</td> <td>25</td> <td>64.1%</td> </tr> <tr> <td>Uncertain</td> <td>1</td> <td>2.56%</td> </tr> <tr> <td>Disagree</td> <td>0</td> <td>0%</td> </tr> <tr> <td>Strongly Disagree</td> <td>2</td> <td>5.13%</td> </tr> </tbody> </table>	Choice	Number	Percentage	Strongly Agree	6	15.38%	Agree	25	64.1%	Uncertain	1	2.56%	Disagree	0	0%	Strongly Disagree	2	5.13%	 <p>73.5%</p> <ul style="list-style-type: none"> Stro... Agree Unce... Stro...
Choice	Number	Percentage																			
Strongly Agree	6	15.38%																			
Agree	25	64.1%																			
Uncertain	1	2.56%																			
Disagree	0	0%																			
Strongly Disagree	2	5.13%																			
21	The material was well organized and presented	<table border="1"> <thead> <tr> <th>Choice</th> <th>Number</th> <th>Percentage</th> </tr> </thead> <tbody> <tr> <td>Strongly Agree</td> <td>6</td> <td>15.38%</td> </tr> <tr> <td>Agree</td> <td>23</td> <td>58.97%</td> </tr> <tr> <td>Uncertain</td> <td>3</td> <td>7.69%</td> </tr> <tr> <td>Disagree</td> <td>0</td> <td>0%</td> </tr> <tr> <td>Strongly Disagree</td> <td>2</td> <td>5.13%</td> </tr> </tbody> </table>	Choice	Number	Percentage	Strongly Agree	6	15.38%	Agree	23	58.97%	Uncertain	3	7.69%	Disagree	0	0%	Strongly Disagree	2	5.13%	 <p>67.6%</p> <ul style="list-style-type: none"> Stro... Agree Unce... Stro...
Choice	Number	Percentage																			
Strongly Agree	6	15.38%																			
Agree	23	58.97%																			
Uncertain	3	7.69%																			
Disagree	0	0%																			
Strongly Disagree	2	5.13%																			
22	The instructor was responsive to student needs and problems	<table border="1"> <thead> <tr> <th>Choice</th> <th>Number</th> <th>Percentage</th> </tr> </thead> <tbody> <tr> <td>Strongly Agree</td> <td>7</td> <td>17.95%</td> </tr> <tr> <td>Agree</td> <td>23</td> <td>58.97%</td> </tr> <tr> <td>Uncertain</td> <td>2</td> <td>5.13%</td> </tr> <tr> <td>Disagree</td> <td>0</td> <td>0%</td> </tr> <tr> <td>Strongly Disagree</td> <td>2</td> <td>5.13%</td> </tr> </tbody> </table>	Choice	Number	Percentage	Strongly Agree	7	17.95%	Agree	23	58.97%	Uncertain	2	5.13%	Disagree	0	0%	Strongly Disagree	2	5.13%	 <p>20.6%</p> <p>67.6%</p> <ul style="list-style-type: none"> Stro... Agree Unce... Stro...
Choice	Number	Percentage																			
Strongly Agree	7	17.95%																			
Agree	23	58.97%																			
Uncertain	2	5.13%																			
Disagree	0	0%																			
Strongly Disagree	2	5.13%																			
23	Had the instructor been regular throughout the course	<table border="1"> <thead> <tr> <th>Choice</th> <th>Number</th> <th>Percentage</th> </tr> </thead> <tbody> <tr> <td>Strongly Agree</td> <td>6</td> <td>15.38%</td> </tr> <tr> <td>Agree</td> <td>23</td> <td>58.97%</td> </tr> <tr> <td>Uncertain</td> <td>3</td> <td>7.69%</td> </tr> <tr> <td>Disagree</td> <td>0</td> <td>0%</td> </tr> <tr> <td>Strongly Disagree</td> <td>2</td> <td>5.13%</td> </tr> </tbody> </table>	Choice	Number	Percentage	Strongly Agree	6	15.38%	Agree	23	58.97%	Uncertain	3	7.69%	Disagree	0	0%	Strongly Disagree	2	5.13%	 <p>67.6%</p> <ul style="list-style-type: none"> Stro... Agree Unce... Stro...
Choice	Number	Percentage																			
Strongly Agree	6	15.38%																			
Agree	23	58.97%																			
Uncertain	3	7.69%																			
Disagree	0	0%																			
Strongly Disagree	2	5.13%																			
24	The material in the tutorials was useful	<table border="1"> <thead> <tr> <th>Choice</th> <th>Number</th> <th>Percentage</th> </tr> </thead> <tbody> <tr> <td>Strongly Agree</td> <td>6</td> <td>15.38%</td> </tr> <tr> <td>Agree</td> <td>22</td> <td>56.41%</td> </tr> <tr> <td>Uncertain</td> <td>3</td> <td>7.69%</td> </tr> <tr> <td>Disagree</td> <td>1</td> <td>2.56%</td> </tr> <tr> <td>Strongly Disagree</td> <td>2</td> <td>5.13%</td> </tr> </tbody> </table>	Choice	Number	Percentage	Strongly Agree	6	15.38%	Agree	22	56.41%	Uncertain	3	7.69%	Disagree	1	2.56%	Strongly Disagree	2	5.13%	 <p>64.7%</p> <ul style="list-style-type: none"> Stro... Agree Unce... Disa... Stro...
Choice	Number	Percentage																			
Strongly Agree	6	15.38%																			
Agree	22	56.41%																			
Uncertain	3	7.69%																			
Disagree	1	2.56%																			
Strongly Disagree	2	5.13%																			

25	I was happy with the amount of work needed for tutorials	<table border="1"> <thead> <tr> <th>Choice</th> <th>Number</th> <th>Percentage</th> </tr> </thead> <tbody> <tr> <td>Strongly Agree</td> <td>8</td> <td>20.51%</td> </tr> <tr> <td>Agree</td> <td>20</td> <td>51.28%</td> </tr> <tr> <td>Uncertain</td> <td>3</td> <td>7.69%</td> </tr> <tr> <td>Disagree</td> <td>1</td> <td>2.56%</td> </tr> <tr> <td>Strongly Disagree</td> <td>2</td> <td>5.13%</td> </tr> </tbody> </table>	Choice	Number	Percentage	Strongly Agree	8	20.51%	Agree	20	51.28%	Uncertain	3	7.69%	Disagree	1	2.56%	Strongly Disagree	2	5.13%	<p>Legend: Strongly Agree (Blue), Agree (Red), Uncertain (Yellow), Disagree (Green), Strongly Disagree (Purple)</p>
Choice	Number	Percentage																			
Strongly Agree	8	20.51%																			
Agree	20	51.28%																			
Uncertain	3	7.69%																			
Disagree	1	2.56%																			
Strongly Disagree	2	5.13%																			
26	The tutor dealt effectively with my problems	<table border="1"> <thead> <tr> <th>Choice</th> <th>Number</th> <th>Percentage</th> </tr> </thead> <tbody> <tr> <td>Strongly Agree</td> <td>7</td> <td>17.95%</td> </tr> <tr> <td>Agree</td> <td>22</td> <td>56.41%</td> </tr> <tr> <td>Uncertain</td> <td>2</td> <td>5.13%</td> </tr> <tr> <td>Disagree</td> <td>1</td> <td>2.56%</td> </tr> <tr> <td>Strongly Disagree</td> <td>2</td> <td>5.13%</td> </tr> </tbody> </table>	Choice	Number	Percentage	Strongly Agree	7	17.95%	Agree	22	56.41%	Uncertain	2	5.13%	Disagree	1	2.56%	Strongly Disagree	2	5.13%	<p>Legend: Strongly Agree (Blue), Agree (Red), Uncertain (Yellow), Disagree (Green), Strongly Disagree (Purple)</p>
Choice	Number	Percentage																			
Strongly Agree	7	17.95%																			
Agree	22	56.41%																			
Uncertain	2	5.13%																			
Disagree	1	2.56%																			
Strongly Disagree	2	5.13%																			
27	The material in the practicals was useful	<table border="1"> <thead> <tr> <th>Choice</th> <th>Number</th> <th>Percentage</th> </tr> </thead> <tbody> <tr> <td>Strongly Agree</td> <td>7</td> <td>17.95%</td> </tr> <tr> <td>Agree</td> <td>21</td> <td>53.85%</td> </tr> <tr> <td>Uncertain</td> <td>3</td> <td>7.69%</td> </tr> <tr> <td>Disagree</td> <td>1</td> <td>2.56%</td> </tr> <tr> <td>Strongly Disagree</td> <td>2</td> <td>5.13%</td> </tr> </tbody> </table>	Choice	Number	Percentage	Strongly Agree	7	17.95%	Agree	21	53.85%	Uncertain	3	7.69%	Disagree	1	2.56%	Strongly Disagree	2	5.13%	<p>Legend: Strongly Agree (Blue), Agree (Red), Uncertain (Yellow), Disagree (Green), Strongly Disagree (Purple)</p>
Choice	Number	Percentage																			
Strongly Agree	7	17.95%																			
Agree	21	53.85%																			
Uncertain	3	7.69%																			
Disagree	1	2.56%																			
Strongly Disagree	2	5.13%																			
28	The demonstrators dealt effectively with my problems	<table border="1"> <thead> <tr> <th>Choice</th> <th>Number</th> <th>Percentage</th> </tr> </thead> <tbody> <tr> <td>Strongly Agree</td> <td>7</td> <td>17.95%</td> </tr> <tr> <td>Agree</td> <td>20</td> <td>51.28%</td> </tr> <tr> <td>Uncertain</td> <td>5</td> <td>12.82%</td> </tr> <tr> <td>Disagree</td> <td>3</td> <td>7.69%</td> </tr> <tr> <td>Strongly Disagree</td> <td>3</td> <td>7.69%</td> </tr> </tbody> </table>	Choice	Number	Percentage	Strongly Agree	7	17.95%	Agree	20	51.28%	Uncertain	5	12.82%	Disagree	3	7.69%	Strongly Disagree	3	7.69%	<p>Legend: Strongly Agree (Blue), Agree (Red), Uncertain (Yellow), Disagree (Green), Strongly Disagree (Purple)</p>
Choice	Number	Percentage																			
Strongly Agree	7	17.95%																			
Agree	20	51.28%																			
Uncertain	5	12.82%																			
Disagree	3	7.69%																			
Strongly Disagree	3	7.69%																			

plastic limit of soil

s

.

good

problems solution

Good teacher

no comments

Gd

good

””

good

nothing

Gd

good

good

good

dsgh

Gd

good

nothing

good

Gd

good

good

.

Practical

good

czxcZ

.

Good

Moisture content dry oven method and speedy method

v good

good

good

good

good

Good

good

30

The Course could have been improved by

good
n
.
good
gaining knowledge
Good teacher
no comments
Gd
good
”
improve my knowledge
never
Gd
good
good
good
geree
Gd
yes
nothing
good
Gd
good
yes
.
.
good
zdgzsdg
.
Good
.
v good
good
good
good
good
Good
good

31	<p>The University does not tolerate discrimination on any irrelevant distinction (e.g. race, age, gender) and is committed to work with diversity in a wholly positive way. Please indicate below anything in relation to this Course which may run counter to this objective</p>	<p>yes n Good university no comments Gd ” all is well Gd fh Gd no Gd excellent . . good . Good Very nice v good good</p>
----	---	---

Course Evaluation - Program: 0254

Teacher Name: SAJID IQBAL		Course ID: CT-205(2) Course Title: Fluid Mechanics		Session: 2018 Fall																			
Shift: Weekend -- Section:		Total Strength: 53		Attempted: 53																			
S.No	Question	Opinions			Chart																		
1	The course objectives were clear	<table border="1"> <thead> <tr> <th>Choice</th> <th>Number</th> <th>Percentage</th> </tr> </thead> <tbody> <tr> <td>Strongly Agree</td> <td>15</td> <td>28.3%</td> </tr> <tr> <td>Agree</td> <td>14</td> <td>26.42%</td> </tr> <tr> <td>Uncertain</td> <td>6</td> <td>11.32%</td> </tr> <tr> <td>Disagree</td> <td>1</td> <td>1.89%</td> </tr> <tr> <td>Strongly Disagree</td> <td>3</td> <td>5.66%</td> </tr> </tbody> </table>	Choice	Number	Percentage	Strongly Agree	15	28.3%	Agree	14	26.42%	Uncertain	6	11.32%	Disagree	1	1.89%	Strongly Disagree	3	5.66%	<p>Legend: Strongly Agree (Blue), Agree (Red), Uncertain (Orange), Disagree (Green), Strongly Disagree (Purple)</p>		
Choice	Number	Percentage																					
Strongly Agree	15	28.3%																					
Agree	14	26.42%																					
Uncertain	6	11.32%																					
Disagree	1	1.89%																					
Strongly Disagree	3	5.66%																					
2	The Course workload was manageable	<table border="1"> <thead> <tr> <th>Choice</th> <th>Number</th> <th>Percentage</th> </tr> </thead> <tbody> <tr> <td>Strongly Agree</td> <td>13</td> <td>24.53%</td> </tr> <tr> <td>Agree</td> <td>16</td> <td>30.19%</td> </tr> <tr> <td>Uncertain</td> <td>6</td> <td>11.32%</td> </tr> <tr> <td>Disagree</td> <td>2</td> <td>3.77%</td> </tr> <tr> <td>Strongly Disagree</td> <td>2</td> <td>3.77%</td> </tr> </tbody> </table>	Choice	Number	Percentage	Strongly Agree	13	24.53%	Agree	16	30.19%	Uncertain	6	11.32%	Disagree	2	3.77%	Strongly Disagree	2	3.77%	<p>Legend: Strongly Agree (Blue), Agree (Red), Uncertain (Orange), Disagree (Green), Strongly Disagree (Purple)</p>		
Choice	Number	Percentage																					
Strongly Agree	13	24.53%																					
Agree	16	30.19%																					
Uncertain	6	11.32%																					
Disagree	2	3.77%																					
Strongly Disagree	2	3.77%																					
3	The Course was well organized (e.g. timely access to materials, notification of changes, etc.)	<table border="1"> <thead> <tr> <th>Choice</th> <th>Number</th> <th>Percentage</th> </tr> </thead> <tbody> <tr> <td>Strongly Agree</td> <td>14</td> <td>26.42%</td> </tr> <tr> <td>Agree</td> <td>17</td> <td>32.08%</td> </tr> <tr> <td>Uncertain</td> <td>4</td> <td>7.55%</td> </tr> <tr> <td>Disagree</td> <td>2</td> <td>3.77%</td> </tr> <tr> <td>Strongly Disagree</td> <td>2</td> <td>3.77%</td> </tr> </tbody> </table>	Choice	Number	Percentage	Strongly Agree	14	26.42%	Agree	17	32.08%	Uncertain	4	7.55%	Disagree	2	3.77%	Strongly Disagree	2	3.77%	<p>Legend: Strongly Agree (Blue), Agree (Red), Uncertain (Orange), Disagree (Green), Strongly Disagree (Purple)</p>		
Choice	Number	Percentage																					
Strongly Agree	14	26.42%																					
Agree	17	32.08%																					
Uncertain	4	7.55%																					
Disagree	2	3.77%																					
Strongly Disagree	2	3.77%																					
4	I participated actively in the Course	<table border="1"> <thead> <tr> <th>Choice</th> <th>Number</th> <th>Percentage</th> </tr> </thead> <tbody> <tr> <td>Strongly Agree</td> <td>14</td> <td>26.42%</td> </tr> <tr> <td>Agree</td> <td>17</td> <td>32.08%</td> </tr> <tr> <td>Uncertain</td> <td>4</td> <td>7.55%</td> </tr> <tr> <td>Disagree</td> <td>2</td> <td>3.77%</td> </tr> <tr> <td>Strongly Disagree</td> <td>3</td> <td>5.66%</td> </tr> </tbody> </table>	Choice	Number	Percentage	Strongly Agree	14	26.42%	Agree	17	32.08%	Uncertain	4	7.55%	Disagree	2	3.77%	Strongly Disagree	3	5.66%	<p>Legend: Strongly Agree (Blue), Agree (Red), Uncertain (Orange), Disagree (Green), Strongly Disagree (Purple)</p>		
Choice	Number	Percentage																					
Strongly Agree	14	26.42%																					
Agree	17	32.08%																					
Uncertain	4	7.55%																					
Disagree	2	3.77%																					
Strongly Disagree	3	5.66%																					

5	I think I have made progress in this Course	<table border="1"> <thead> <tr> <th>Choice</th> <th>Number</th> <th>Percentage</th> </tr> </thead> <tbody> <tr> <td>Strongly Agree</td> <td>12</td> <td>22.64%</td> </tr> <tr> <td>Agree</td> <td>17</td> <td>32.08%</td> </tr> <tr> <td>Uncertain</td> <td>6</td> <td>11.32%</td> </tr> <tr> <td>Disagree</td> <td>2</td> <td>3.77%</td> </tr> <tr> <td>Strongly Disagree</td> <td>2</td> <td>3.77%</td> </tr> </tbody> </table>	Choice	Number	Percentage	Strongly Agree	12	22.64%	Agree	17	32.08%	Uncertain	6	11.32%	Disagree	2	3.77%	Strongly Disagree	2	3.77%	<p>Legend: Strongly Agree (Blue), Agree (Red), Uncertain (Yellow), Disagree (Green), Strongly Disagree (Purple)</p>
Choice	Number	Percentage																			
Strongly Agree	12	22.64%																			
Agree	17	32.08%																			
Uncertain	6	11.32%																			
Disagree	2	3.77%																			
Strongly Disagree	2	3.77%																			
6	I think the Course was well structured to achieve the learning outcomes (there was a good balance of lectures, tutorials, practical etc.)	<table border="1"> <thead> <tr> <th>Choice</th> <th>Number</th> <th>Percentage</th> </tr> </thead> <tbody> <tr> <td>Strongly Agree</td> <td>16</td> <td>30.19%</td> </tr> <tr> <td>Agree</td> <td>15</td> <td>28.3%</td> </tr> <tr> <td>Uncertain</td> <td>4</td> <td>7.55%</td> </tr> <tr> <td>Disagree</td> <td>2</td> <td>3.77%</td> </tr> <tr> <td>Strongly Disagree</td> <td>2</td> <td>3.77%</td> </tr> </tbody> </table>	Choice	Number	Percentage	Strongly Agree	16	30.19%	Agree	15	28.3%	Uncertain	4	7.55%	Disagree	2	3.77%	Strongly Disagree	2	3.77%	<p>Legend: Strongly Agree (Blue), Agree (Red), Uncertain (Yellow), Disagree (Green), Strongly Disagree (Purple)</p>
Choice	Number	Percentage																			
Strongly Agree	16	30.19%																			
Agree	15	28.3%																			
Uncertain	4	7.55%																			
Disagree	2	3.77%																			
Strongly Disagree	2	3.77%																			
7	The learning and teaching methods encouraged participation	<table border="1"> <thead> <tr> <th>Choice</th> <th>Number</th> <th>Percentage</th> </tr> </thead> <tbody> <tr> <td>Strongly Agree</td> <td>14</td> <td>26.42%</td> </tr> <tr> <td>Agree</td> <td>17</td> <td>32.08%</td> </tr> <tr> <td>Uncertain</td> <td>5</td> <td>9.43%</td> </tr> <tr> <td>Disagree</td> <td>1</td> <td>1.89%</td> </tr> <tr> <td>Strongly Disagree</td> <td>2</td> <td>3.77%</td> </tr> </tbody> </table>	Choice	Number	Percentage	Strongly Agree	14	26.42%	Agree	17	32.08%	Uncertain	5	9.43%	Disagree	1	1.89%	Strongly Disagree	2	3.77%	<p>Legend: Strongly Agree (Blue), Agree (Red), Uncertain (Yellow), Disagree (Green), Strongly Disagree (Purple)</p>
Choice	Number	Percentage																			
Strongly Agree	14	26.42%																			
Agree	17	32.08%																			
Uncertain	5	9.43%																			
Disagree	1	1.89%																			
Strongly Disagree	2	3.77%																			
8	The overall environment in the class was conducive to learning	<table border="1"> <thead> <tr> <th>Choice</th> <th>Number</th> <th>Percentage</th> </tr> </thead> <tbody> <tr> <td>Strongly Agree</td> <td>16</td> <td>30.19%</td> </tr> <tr> <td>Agree</td> <td>14</td> <td>26.42%</td> </tr> <tr> <td>Uncertain</td> <td>6</td> <td>11.32%</td> </tr> <tr> <td>Disagree</td> <td>1</td> <td>1.89%</td> </tr> <tr> <td>Strongly Disagree</td> <td>2</td> <td>3.77%</td> </tr> </tbody> </table>	Choice	Number	Percentage	Strongly Agree	16	30.19%	Agree	14	26.42%	Uncertain	6	11.32%	Disagree	1	1.89%	Strongly Disagree	2	3.77%	<p>Legend: Strongly Agree (Blue), Agree (Red), Uncertain (Yellow), Disagree (Green), Strongly Disagree (Purple)</p>
Choice	Number	Percentage																			
Strongly Agree	16	30.19%																			
Agree	14	26.42%																			
Uncertain	6	11.32%																			
Disagree	1	1.89%																			
Strongly Disagree	2	3.77%																			
9	Classrooms were satisfactory	<table border="1"> <thead> <tr> <th>Choice</th> <th>Number</th> <th>Percentage</th> </tr> </thead> <tbody> <tr> <td>Strongly Agree</td> <td>15</td> <td>28.3%</td> </tr> <tr> <td>Agree</td> <td>16</td> <td>30.19%</td> </tr> <tr> <td>Uncertain</td> <td>4</td> <td>7.55%</td> </tr> <tr> <td>Disagree</td> <td>1</td> <td>1.89%</td> </tr> <tr> <td>Strongly Disagree</td> <td>2</td> <td>3.77%</td> </tr> </tbody> </table>	Choice	Number	Percentage	Strongly Agree	15	28.3%	Agree	16	30.19%	Uncertain	4	7.55%	Disagree	1	1.89%	Strongly Disagree	2	3.77%	<p>Legend: Strongly Agree (Blue), Agree (Red), Uncertain (Yellow), Disagree (Green), Strongly Disagree (Purple)</p>
Choice	Number	Percentage																			
Strongly Agree	15	28.3%																			
Agree	16	30.19%																			
Uncertain	4	7.55%																			
Disagree	1	1.89%																			
Strongly Disagree	2	3.77%																			

10	Learning materials (Lesson Plans, Course Notes etc.) were relevant and useful	<table border="1"> <thead> <tr> <th>Choice</th> <th>Number</th> <th>Percentage</th> </tr> </thead> <tbody> <tr> <td>Strongly Agree</td> <td>15</td> <td>28.3%</td> </tr> <tr> <td>Agree</td> <td>18</td> <td>33.96%</td> </tr> <tr> <td>Uncertain</td> <td>3</td> <td>5.66%</td> </tr> <tr> <td>Disagree</td> <td>2</td> <td>3.77%</td> </tr> <tr> <td>Strongly Disagree</td> <td>2</td> <td>3.77%</td> </tr> </tbody> </table>	Choice	Number	Percentage	Strongly Agree	15	28.3%	Agree	18	33.96%	Uncertain	3	5.66%	Disagree	2	3.77%	Strongly Disagree	2	3.77%	<p>Legend: Strongly Agree (Blue), Agree (Red), Uncertain (Yellow), Disagree (Green), Strongly Disagree (Purple)</p>
Choice	Number	Percentage																			
Strongly Agree	15	28.3%																			
Agree	18	33.96%																			
Uncertain	3	5.66%																			
Disagree	2	3.77%																			
Strongly Disagree	2	3.77%																			
11	Recommended reading Books etc. were relevant and appropriate	<table border="1"> <thead> <tr> <th>Choice</th> <th>Number</th> <th>Percentage</th> </tr> </thead> <tbody> <tr> <td>Strongly Agree</td> <td>13</td> <td>24.53%</td> </tr> <tr> <td>Agree</td> <td>18</td> <td>33.96%</td> </tr> <tr> <td>Uncertain</td> <td>5</td> <td>9.43%</td> </tr> <tr> <td>Disagree</td> <td>1</td> <td>1.89%</td> </tr> <tr> <td>Strongly Disagree</td> <td>2</td> <td>3.77%</td> </tr> </tbody> </table>	Choice	Number	Percentage	Strongly Agree	13	24.53%	Agree	18	33.96%	Uncertain	5	9.43%	Disagree	1	1.89%	Strongly Disagree	2	3.77%	<p>Legend: Strongly Agree (Blue), Agree (Red), Uncertain (Yellow), Disagree (Green), Strongly Disagree (Purple)</p>
Choice	Number	Percentage																			
Strongly Agree	13	24.53%																			
Agree	18	33.96%																			
Uncertain	5	9.43%																			
Disagree	1	1.89%																			
Strongly Disagree	2	3.77%																			
12	The provision of learning resources in the library was adequate and appropriate	<table border="1"> <thead> <tr> <th>Choice</th> <th>Number</th> <th>Percentage</th> </tr> </thead> <tbody> <tr> <td>Strongly Agree</td> <td>13</td> <td>24.53%</td> </tr> <tr> <td>Agree</td> <td>19</td> <td>35.85%</td> </tr> <tr> <td>Uncertain</td> <td>4</td> <td>7.55%</td> </tr> <tr> <td>Disagree</td> <td>1</td> <td>1.89%</td> </tr> <tr> <td>Strongly Disagree</td> <td>2</td> <td>3.77%</td> </tr> </tbody> </table>	Choice	Number	Percentage	Strongly Agree	13	24.53%	Agree	19	35.85%	Uncertain	4	7.55%	Disagree	1	1.89%	Strongly Disagree	2	3.77%	<p>Legend: Strongly Agree (Blue), Agree (Red), Uncertain (Yellow), Disagree (Green), Strongly Disagree (Purple)</p>
Choice	Number	Percentage																			
Strongly Agree	13	24.53%																			
Agree	19	35.85%																			
Uncertain	4	7.55%																			
Disagree	1	1.89%																			
Strongly Disagree	2	3.77%																			
13	The provision of learning resources on the Web was adequate and appropriate (if relevant)	<table border="1"> <thead> <tr> <th>Choice</th> <th>Number</th> <th>Percentage</th> </tr> </thead> <tbody> <tr> <td>Strongly Agree</td> <td>14</td> <td>26.42%</td> </tr> <tr> <td>Agree</td> <td>17</td> <td>32.08%</td> </tr> <tr> <td>Uncertain</td> <td>5</td> <td>9.43%</td> </tr> <tr> <td>Disagree</td> <td>1</td> <td>1.89%</td> </tr> <tr> <td>Strongly Disagree</td> <td>2</td> <td>3.77%</td> </tr> </tbody> </table>	Choice	Number	Percentage	Strongly Agree	14	26.42%	Agree	17	32.08%	Uncertain	5	9.43%	Disagree	1	1.89%	Strongly Disagree	2	3.77%	<p>Legend: Strongly Agree (Blue), Agree (Red), Uncertain (Yellow), Disagree (Green), Strongly Disagree (Purple)</p>
Choice	Number	Percentage																			
Strongly Agree	14	26.42%																			
Agree	17	32.08%																			
Uncertain	5	9.43%																			
Disagree	1	1.89%																			
Strongly Disagree	2	3.77%																			
14	The Course stimulated my interest and thought on the subject area	<table border="1"> <thead> <tr> <th>Choice</th> <th>Number</th> <th>Percentage</th> </tr> </thead> <tbody> <tr> <td>Strongly Agree</td> <td>14</td> <td>26.42%</td> </tr> <tr> <td>Agree</td> <td>18</td> <td>33.96%</td> </tr> <tr> <td>Uncertain</td> <td>4</td> <td>7.55%</td> </tr> <tr> <td>Disagree</td> <td>1</td> <td>1.89%</td> </tr> <tr> <td>Strongly Disagree</td> <td>2</td> <td>3.77%</td> </tr> </tbody> </table>	Choice	Number	Percentage	Strongly Agree	14	26.42%	Agree	18	33.96%	Uncertain	4	7.55%	Disagree	1	1.89%	Strongly Disagree	2	3.77%	<p>Legend: Strongly Agree (Blue), Agree (Red), Uncertain (Yellow), Disagree (Green), Strongly Disagree (Purple)</p>
Choice	Number	Percentage																			
Strongly Agree	14	26.42%																			
Agree	18	33.96%																			
Uncertain	4	7.55%																			
Disagree	1	1.89%																			
Strongly Disagree	2	3.77%																			

15	The pace of the Course was appropriate	<table border="1"> <thead> <tr> <th>Choice</th> <th>Number</th> <th>Percentage</th> </tr> </thead> <tbody> <tr> <td>Strongly Agree</td> <td>13</td> <td>24.53%</td> </tr> <tr> <td>Agree</td> <td>19</td> <td>35.85%</td> </tr> <tr> <td>Uncertain</td> <td>4</td> <td>7.55%</td> </tr> <tr> <td>Disagree</td> <td>1</td> <td>1.89%</td> </tr> <tr> <td>Strongly Disagree</td> <td>2</td> <td>3.77%</td> </tr> </tbody> </table>	Choice	Number	Percentage	Strongly Agree	13	24.53%	Agree	19	35.85%	Uncertain	4	7.55%	Disagree	1	1.89%	Strongly Disagree	2	3.77%	<p>Legend: Strongly Agree (Blue), Agree (Red), Uncertain (Yellow), Disagree (Green), Strongly Disagree (Purple)</p>
Choice	Number	Percentage																			
Strongly Agree	13	24.53%																			
Agree	19	35.85%																			
Uncertain	4	7.55%																			
Disagree	1	1.89%																			
Strongly Disagree	2	3.77%																			
16	Ideas and concepts were presented clearly	<table border="1"> <thead> <tr> <th>Choice</th> <th>Number</th> <th>Percentage</th> </tr> </thead> <tbody> <tr> <td>Strongly Agree</td> <td>14</td> <td>26.42%</td> </tr> <tr> <td>Agree</td> <td>16</td> <td>30.19%</td> </tr> <tr> <td>Uncertain</td> <td>6</td> <td>11.32%</td> </tr> <tr> <td>Disagree</td> <td>2</td> <td>3.77%</td> </tr> <tr> <td>Strongly Disagree</td> <td>2</td> <td>3.77%</td> </tr> </tbody> </table>	Choice	Number	Percentage	Strongly Agree	14	26.42%	Agree	16	30.19%	Uncertain	6	11.32%	Disagree	2	3.77%	Strongly Disagree	2	3.77%	<p>Legend: Strongly Agree (Blue), Agree (Red), Uncertain (Yellow), Disagree (Green), Strongly Disagree (Purple)</p>
Choice	Number	Percentage																			
Strongly Agree	14	26.42%																			
Agree	16	30.19%																			
Uncertain	6	11.32%																			
Disagree	2	3.77%																			
Strongly Disagree	2	3.77%																			
17	The method of assessment were reasonable	<table border="1"> <thead> <tr> <th>Choice</th> <th>Number</th> <th>Percentage</th> </tr> </thead> <tbody> <tr> <td>Strongly Agree</td> <td>14</td> <td>26.42%</td> </tr> <tr> <td>Agree</td> <td>18</td> <td>33.96%</td> </tr> <tr> <td>Uncertain</td> <td>4</td> <td>7.55%</td> </tr> <tr> <td>Disagree</td> <td>2</td> <td>3.77%</td> </tr> <tr> <td>Strongly Disagree</td> <td>2</td> <td>3.77%</td> </tr> </tbody> </table>	Choice	Number	Percentage	Strongly Agree	14	26.42%	Agree	18	33.96%	Uncertain	4	7.55%	Disagree	2	3.77%	Strongly Disagree	2	3.77%	<p>Legend: Strongly Agree (Blue), Agree (Red), Uncertain (Yellow), Disagree (Green), Strongly Disagree (Purple)</p>
Choice	Number	Percentage																			
Strongly Agree	14	26.42%																			
Agree	18	33.96%																			
Uncertain	4	7.55%																			
Disagree	2	3.77%																			
Strongly Disagree	2	3.77%																			
18	Feedback on assessment was timely	<table border="1"> <thead> <tr> <th>Choice</th> <th>Number</th> <th>Percentage</th> </tr> </thead> <tbody> <tr> <td>Strongly Agree</td> <td>14</td> <td>26.42%</td> </tr> <tr> <td>Agree</td> <td>18</td> <td>33.96%</td> </tr> <tr> <td>Uncertain</td> <td>4</td> <td>7.55%</td> </tr> <tr> <td>Disagree</td> <td>1</td> <td>1.89%</td> </tr> <tr> <td>Strongly Disagree</td> <td>2</td> <td>3.77%</td> </tr> </tbody> </table>	Choice	Number	Percentage	Strongly Agree	14	26.42%	Agree	18	33.96%	Uncertain	4	7.55%	Disagree	1	1.89%	Strongly Disagree	2	3.77%	<p>Legend: Strongly Agree (Blue), Agree (Red), Uncertain (Yellow), Disagree (Green), Strongly Disagree (Purple)</p>
Choice	Number	Percentage																			
Strongly Agree	14	26.42%																			
Agree	18	33.96%																			
Uncertain	4	7.55%																			
Disagree	1	1.89%																			
Strongly Disagree	2	3.77%																			
19	Feedback on assessment was helpful	<table border="1"> <thead> <tr> <th>Choice</th> <th>Number</th> <th>Percentage</th> </tr> </thead> <tbody> <tr> <td>Strongly Agree</td> <td>15</td> <td>28.3%</td> </tr> <tr> <td>Agree</td> <td>16</td> <td>30.19%</td> </tr> <tr> <td>Uncertain</td> <td>5</td> <td>9.43%</td> </tr> <tr> <td>Disagree</td> <td>1</td> <td>1.89%</td> </tr> <tr> <td>Strongly Disagree</td> <td>2</td> <td>3.77%</td> </tr> </tbody> </table>	Choice	Number	Percentage	Strongly Agree	15	28.3%	Agree	16	30.19%	Uncertain	5	9.43%	Disagree	1	1.89%	Strongly Disagree	2	3.77%	<p>Legend: Strongly Agree (Blue), Agree (Red), Uncertain (Yellow), Disagree (Green), Strongly Disagree (Purple)</p>
Choice	Number	Percentage																			
Strongly Agree	15	28.3%																			
Agree	16	30.19%																			
Uncertain	5	9.43%																			
Disagree	1	1.89%																			
Strongly Disagree	2	3.77%																			

20	I understood the lectures	<table border="1"> <thead> <tr> <th>Choice</th> <th>Number</th> <th>Percentage</th> </tr> </thead> <tbody> <tr> <td>Strongly Agree</td> <td>15</td> <td>28.3%</td> </tr> <tr> <td>Agree</td> <td>17</td> <td>32.08%</td> </tr> <tr> <td>Uncertain</td> <td>4</td> <td>7.55%</td> </tr> <tr> <td>Disagree</td> <td>1</td> <td>1.89%</td> </tr> <tr> <td>Strongly Disagree</td> <td>2</td> <td>3.77%</td> </tr> </tbody> </table>	Choice	Number	Percentage	Strongly Agree	15	28.3%	Agree	17	32.08%	Uncertain	4	7.55%	Disagree	1	1.89%	Strongly Disagree	2	3.77%	<p>Legend: Strongly Agree (Blue), Agree (Red), Uncertain (Yellow), Disagree (Green), Strongly Disagree (Purple)</p>
Choice	Number	Percentage																			
Strongly Agree	15	28.3%																			
Agree	17	32.08%																			
Uncertain	4	7.55%																			
Disagree	1	1.89%																			
Strongly Disagree	2	3.77%																			
21	The material was well organized and presented	<table border="1"> <thead> <tr> <th>Choice</th> <th>Number</th> <th>Percentage</th> </tr> </thead> <tbody> <tr> <td>Strongly Agree</td> <td>14</td> <td>26.42%</td> </tr> <tr> <td>Agree</td> <td>17</td> <td>32.08%</td> </tr> <tr> <td>Uncertain</td> <td>4</td> <td>7.55%</td> </tr> <tr> <td>Disagree</td> <td>1</td> <td>1.89%</td> </tr> <tr> <td>Strongly Disagree</td> <td>3</td> <td>5.66%</td> </tr> </tbody> </table>	Choice	Number	Percentage	Strongly Agree	14	26.42%	Agree	17	32.08%	Uncertain	4	7.55%	Disagree	1	1.89%	Strongly Disagree	3	5.66%	<p>Legend: Strongly Agree (Blue), Agree (Red), Uncertain (Yellow), Disagree (Green), Strongly Disagree (Purple)</p>
Choice	Number	Percentage																			
Strongly Agree	14	26.42%																			
Agree	17	32.08%																			
Uncertain	4	7.55%																			
Disagree	1	1.89%																			
Strongly Disagree	3	5.66%																			
22	The instructor was responsive to student needs and problems	<table border="1"> <thead> <tr> <th>Choice</th> <th>Number</th> <th>Percentage</th> </tr> </thead> <tbody> <tr> <td>Strongly Agree</td> <td>14</td> <td>26.42%</td> </tr> <tr> <td>Agree</td> <td>16</td> <td>30.19%</td> </tr> <tr> <td>Uncertain</td> <td>6</td> <td>11.32%</td> </tr> <tr> <td>Disagree</td> <td>1</td> <td>1.89%</td> </tr> <tr> <td>Strongly Disagree</td> <td>2</td> <td>3.77%</td> </tr> </tbody> </table>	Choice	Number	Percentage	Strongly Agree	14	26.42%	Agree	16	30.19%	Uncertain	6	11.32%	Disagree	1	1.89%	Strongly Disagree	2	3.77%	<p>Legend: Strongly Agree (Blue), Agree (Red), Uncertain (Yellow), Disagree (Green), Strongly Disagree (Purple)</p>
Choice	Number	Percentage																			
Strongly Agree	14	26.42%																			
Agree	16	30.19%																			
Uncertain	6	11.32%																			
Disagree	1	1.89%																			
Strongly Disagree	2	3.77%																			
23	Had the instructor been regular throughout the course	<table border="1"> <thead> <tr> <th>Choice</th> <th>Number</th> <th>Percentage</th> </tr> </thead> <tbody> <tr> <td>Strongly Agree</td> <td>14</td> <td>26.42%</td> </tr> <tr> <td>Agree</td> <td>17</td> <td>32.08%</td> </tr> <tr> <td>Uncertain</td> <td>5</td> <td>9.43%</td> </tr> <tr> <td>Disagree</td> <td>1</td> <td>1.89%</td> </tr> <tr> <td>Strongly Disagree</td> <td>2</td> <td>3.77%</td> </tr> </tbody> </table>	Choice	Number	Percentage	Strongly Agree	14	26.42%	Agree	17	32.08%	Uncertain	5	9.43%	Disagree	1	1.89%	Strongly Disagree	2	3.77%	<p>Legend: Strongly Agree (Blue), Agree (Red), Uncertain (Yellow), Disagree (Green), Strongly Disagree (Purple)</p>
Choice	Number	Percentage																			
Strongly Agree	14	26.42%																			
Agree	17	32.08%																			
Uncertain	5	9.43%																			
Disagree	1	1.89%																			
Strongly Disagree	2	3.77%																			
24	The material in the tutorials was useful	<table border="1"> <thead> <tr> <th>Choice</th> <th>Number</th> <th>Percentage</th> </tr> </thead> <tbody> <tr> <td>Strongly Agree</td> <td>16</td> <td>30.19%</td> </tr> <tr> <td>Agree</td> <td>16</td> <td>30.19%</td> </tr> <tr> <td>Uncertain</td> <td>3</td> <td>5.66%</td> </tr> <tr> <td>Disagree</td> <td>1</td> <td>1.89%</td> </tr> <tr> <td>Strongly Disagree</td> <td>2</td> <td>3.77%</td> </tr> </tbody> </table>	Choice	Number	Percentage	Strongly Agree	16	30.19%	Agree	16	30.19%	Uncertain	3	5.66%	Disagree	1	1.89%	Strongly Disagree	2	3.77%	<p>Legend: Strongly Agree (Blue), Agree (Red), Uncertain (Yellow), Disagree (Green), Strongly Disagree (Purple)</p>
Choice	Number	Percentage																			
Strongly Agree	16	30.19%																			
Agree	16	30.19%																			
Uncertain	3	5.66%																			
Disagree	1	1.89%																			
Strongly Disagree	2	3.77%																			

25	I was happy with the amount of work needed for tutorials	<table border="1"> <thead> <tr> <th>Choice</th> <th>Number</th> <th>Percentage</th> </tr> </thead> <tbody> <tr> <td>Strongly Agree</td> <td>14</td> <td>26.42%</td> </tr> <tr> <td>Agree</td> <td>19</td> <td>35.85%</td> </tr> <tr> <td>Uncertain</td> <td>3</td> <td>5.66%</td> </tr> <tr> <td>Disagree</td> <td>1</td> <td>1.89%</td> </tr> <tr> <td>Strongly Disagree</td> <td>2</td> <td>3.77%</td> </tr> </tbody> </table>	Choice	Number	Percentage	Strongly Agree	14	26.42%	Agree	19	35.85%	Uncertain	3	5.66%	Disagree	1	1.89%	Strongly Disagree	2	3.77%	<p>Legend: Strongly Agree (Blue), Agree (Red), Uncertain (Yellow), Disagree (Green), Strongly Disagree (Purple)</p>
Choice	Number	Percentage																			
Strongly Agree	14	26.42%																			
Agree	19	35.85%																			
Uncertain	3	5.66%																			
Disagree	1	1.89%																			
Strongly Disagree	2	3.77%																			
26	The tutor dealt effectively with my problems	<table border="1"> <thead> <tr> <th>Choice</th> <th>Number</th> <th>Percentage</th> </tr> </thead> <tbody> <tr> <td>Strongly Agree</td> <td>15</td> <td>28.3%</td> </tr> <tr> <td>Agree</td> <td>16</td> <td>30.19%</td> </tr> <tr> <td>Uncertain</td> <td>5</td> <td>9.43%</td> </tr> <tr> <td>Disagree</td> <td>1</td> <td>1.89%</td> </tr> <tr> <td>Strongly Disagree</td> <td>2</td> <td>3.77%</td> </tr> </tbody> </table>	Choice	Number	Percentage	Strongly Agree	15	28.3%	Agree	16	30.19%	Uncertain	5	9.43%	Disagree	1	1.89%	Strongly Disagree	2	3.77%	<p>Legend: Strongly Agree (Blue), Agree (Red), Uncertain (Yellow), Disagree (Green), Strongly Disagree (Purple)</p>
Choice	Number	Percentage																			
Strongly Agree	15	28.3%																			
Agree	16	30.19%																			
Uncertain	5	9.43%																			
Disagree	1	1.89%																			
Strongly Disagree	2	3.77%																			
27	The material in the practicals was useful	<table border="1"> <thead> <tr> <th>Choice</th> <th>Number</th> <th>Percentage</th> </tr> </thead> <tbody> <tr> <td>Strongly Agree</td> <td>15</td> <td>28.3%</td> </tr> <tr> <td>Agree</td> <td>17</td> <td>32.08%</td> </tr> <tr> <td>Uncertain</td> <td>4</td> <td>7.55%</td> </tr> <tr> <td>Disagree</td> <td>1</td> <td>1.89%</td> </tr> <tr> <td>Strongly Disagree</td> <td>2</td> <td>3.77%</td> </tr> </tbody> </table>	Choice	Number	Percentage	Strongly Agree	15	28.3%	Agree	17	32.08%	Uncertain	4	7.55%	Disagree	1	1.89%	Strongly Disagree	2	3.77%	<p>Legend: Strongly Agree (Blue), Agree (Red), Uncertain (Yellow), Disagree (Green), Strongly Disagree (Purple)</p>
Choice	Number	Percentage																			
Strongly Agree	15	28.3%																			
Agree	17	32.08%																			
Uncertain	4	7.55%																			
Disagree	1	1.89%																			
Strongly Disagree	2	3.77%																			
28	The demonstrators dealt effectively with my problems	<table border="1"> <thead> <tr> <th>Choice</th> <th>Number</th> <th>Percentage</th> </tr> </thead> <tbody> <tr> <td>Strongly Agree</td> <td>16</td> <td>30.19%</td> </tr> <tr> <td>Agree</td> <td>17</td> <td>32.08%</td> </tr> <tr> <td>Uncertain</td> <td>5</td> <td>9.43%</td> </tr> <tr> <td>Disagree</td> <td>3</td> <td>5.66%</td> </tr> <tr> <td>Strongly Disagree</td> <td>4</td> <td>7.55%</td> </tr> </tbody> </table>	Choice	Number	Percentage	Strongly Agree	16	30.19%	Agree	17	32.08%	Uncertain	5	9.43%	Disagree	3	5.66%	Strongly Disagree	4	7.55%	<p>Legend: Strongly Agree (Blue), Agree (Red), Uncertain (Yellow), Disagree (Green), Strongly Disagree (Purple)</p>
Choice	Number	Percentage																			
Strongly Agree	16	30.19%																			
Agree	17	32.08%																			
Uncertain	5	9.43%																			
Disagree	3	5.66%																			
Strongly Disagree	4	7.55%																			

29

The best features of the Course were

pressure head

Nothing

.

good

great

good

Good teacher

average

Good

good

”

practically useful

nothing

nothing

Gd

good

good

good

gf

Gd

best

nothing

good

Gd

excellent

good

,

Not bad

uncertain

aqaaa

.

Good

Good

Types of fluid flow

good

nice

good

good

good

good

good

good

good

Not impress

Yes

Good

No

No

Good

Good

good

30

The Course could have been improved by

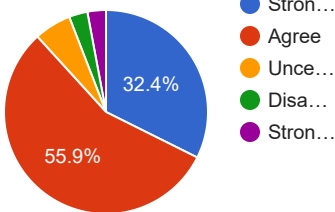
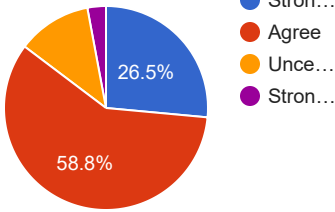
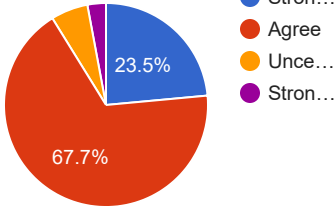
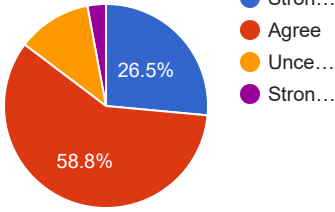
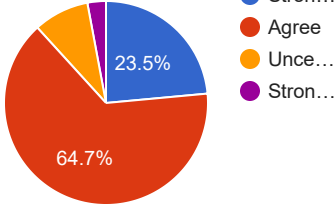
good
teacher
.
good
learning knowledge
good
Good teacher
average
Good
yes
”
improve my knowledge
nothing
nothing
Gd
good
good
good
gvfg
Gd
yes
nothing
good
Gd
good
good
,
Nil

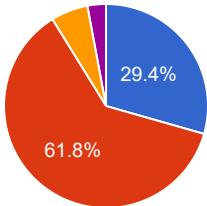
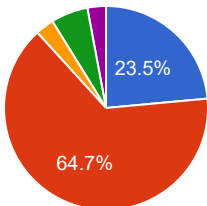
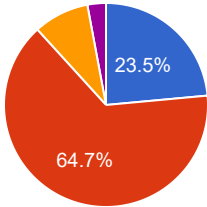
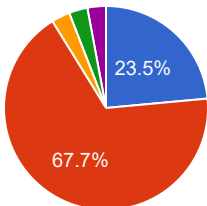
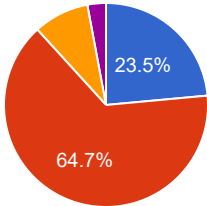
uncertain
aaaa
.
Good
Good
.
good
nice
good
good
good
good
good
good
good
good
No
No
Good
No
No
Good
Good
good

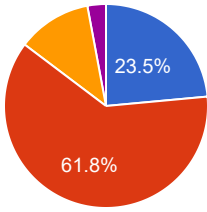
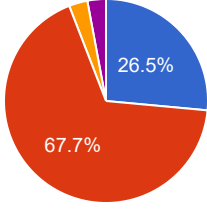
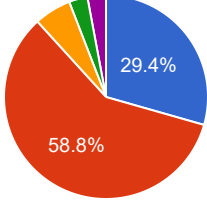
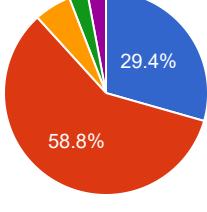
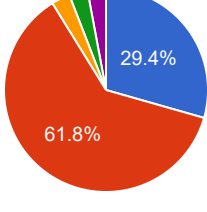
31	<p>The University does not tolerate discrimination on any irrelevant distinction (e.g. race, age, gender) and is committed to work with diversity in a wholly positive way. Please indicate below anything in relation to this Course which may run counter to this objective</p>	<p>yes n good good Good university average Good good ” all is well Gd Gd no gd good good , Nil uncertain Good Good Is very good good nice No Good No No No good</p>
----	---	--

Course Evaluation - Program: 0254

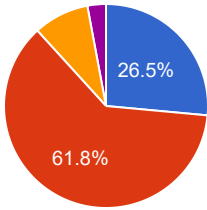
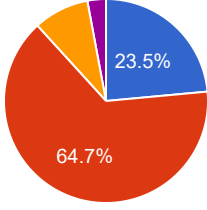
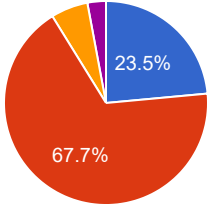
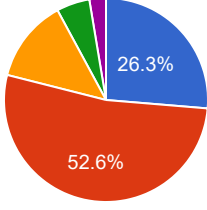
Teacher Name: SAJID IQBAL		Course ID: CT-208 Course Title: Quantity Surveying & Contract Documents		Session: 2018 Fall																			
Shift: Weekend -- Section:		Total Strength: 53		Attempted: 38																			
S.No	Question	Opinions			Chart																		
1	The course objectives were clear	<table border="1"> <thead> <tr> <th>Choice</th> <th>Number</th> <th>Percentage</th> </tr> </thead> <tbody> <tr> <td>Strongly Agree</td> <td>11</td> <td>28.95%</td> </tr> <tr> <td>Agree</td> <td>17</td> <td>44.74%</td> </tr> <tr> <td>Uncertain</td> <td>4</td> <td>10.53%</td> </tr> <tr> <td>Disagree</td> <td>1</td> <td>2.63%</td> </tr> <tr> <td>Strongly Disagree</td> <td>1</td> <td>2.63%</td> </tr> </tbody> </table>	Choice	Number	Percentage	Strongly Agree	11	28.95%	Agree	17	44.74%	Uncertain	4	10.53%	Disagree	1	2.63%	Strongly Disagree	1	2.63%	<p>Legend: Strongly Agree (Blue), Agree (Red), Uncertain (Yellow), Disagree (Green), Strongly Disagree (Purple)</p>		
Choice	Number	Percentage																					
Strongly Agree	11	28.95%																					
Agree	17	44.74%																					
Uncertain	4	10.53%																					
Disagree	1	2.63%																					
Strongly Disagree	1	2.63%																					
2	The Course workload was manageable	<table border="1"> <thead> <tr> <th>Choice</th> <th>Number</th> <th>Percentage</th> </tr> </thead> <tbody> <tr> <td>Strongly Agree</td> <td>9</td> <td>23.68%</td> </tr> <tr> <td>Agree</td> <td>21</td> <td>55.26%</td> </tr> <tr> <td>Uncertain</td> <td>2</td> <td>5.26%</td> </tr> <tr> <td>Disagree</td> <td>1</td> <td>2.63%</td> </tr> <tr> <td>Strongly Disagree</td> <td>1</td> <td>2.63%</td> </tr> </tbody> </table>	Choice	Number	Percentage	Strongly Agree	9	23.68%	Agree	21	55.26%	Uncertain	2	5.26%	Disagree	1	2.63%	Strongly Disagree	1	2.63%	<p>Legend: Strongly Agree (Blue), Agree (Red), Uncertain (Yellow), Disagree (Green), Strongly Disagree (Purple)</p>		
Choice	Number	Percentage																					
Strongly Agree	9	23.68%																					
Agree	21	55.26%																					
Uncertain	2	5.26%																					
Disagree	1	2.63%																					
Strongly Disagree	1	2.63%																					
3	The Course was well organized (e.g. timely access to materials, notification of changes, etc.)	<table border="1"> <thead> <tr> <th>Choice</th> <th>Number</th> <th>Percentage</th> </tr> </thead> <tbody> <tr> <td>Strongly Agree</td> <td>9</td> <td>23.68%</td> </tr> <tr> <td>Agree</td> <td>20</td> <td>52.63%</td> </tr> <tr> <td>Uncertain</td> <td>3</td> <td>7.89%</td> </tr> <tr> <td>Disagree</td> <td>1</td> <td>2.63%</td> </tr> <tr> <td>Strongly Disagree</td> <td>1</td> <td>2.63%</td> </tr> </tbody> </table>	Choice	Number	Percentage	Strongly Agree	9	23.68%	Agree	20	52.63%	Uncertain	3	7.89%	Disagree	1	2.63%	Strongly Disagree	1	2.63%	<p>Legend: Strongly Agree (Blue), Agree (Red), Uncertain (Yellow), Disagree (Green), Strongly Disagree (Purple)</p>		
Choice	Number	Percentage																					
Strongly Agree	9	23.68%																					
Agree	20	52.63%																					
Uncertain	3	7.89%																					
Disagree	1	2.63%																					
Strongly Disagree	1	2.63%																					
4	I participated actively in the Course	<table border="1"> <thead> <tr> <th>Choice</th> <th>Number</th> <th>Percentage</th> </tr> </thead> <tbody> <tr> <td>Strongly Agree</td> <td>12</td> <td>31.58%</td> </tr> <tr> <td>Agree</td> <td>17</td> <td>44.74%</td> </tr> <tr> <td>Uncertain</td> <td>3</td> <td>7.89%</td> </tr> <tr> <td>Disagree</td> <td>1</td> <td>2.63%</td> </tr> <tr> <td>Strongly Disagree</td> <td>1</td> <td>2.63%</td> </tr> </tbody> </table>	Choice	Number	Percentage	Strongly Agree	12	31.58%	Agree	17	44.74%	Uncertain	3	7.89%	Disagree	1	2.63%	Strongly Disagree	1	2.63%	<p>Legend: Strongly Agree (Blue), Agree (Red), Uncertain (Yellow), Disagree (Green), Strongly Disagree (Purple)</p>		
Choice	Number	Percentage																					
Strongly Agree	12	31.58%																					
Agree	17	44.74%																					
Uncertain	3	7.89%																					
Disagree	1	2.63%																					
Strongly Disagree	1	2.63%																					

5	I think I have made progress in this Course	<table border="1"> <thead> <tr> <th>Choice</th> <th>Number</th> <th>Percentage</th> </tr> </thead> <tbody> <tr> <td>Strongly Agree</td> <td>11</td> <td>28.95%</td> </tr> <tr> <td>Agree</td> <td>19</td> <td>50%</td> </tr> <tr> <td>Uncertain</td> <td>2</td> <td>5.26%</td> </tr> <tr> <td>Disagree</td> <td>1</td> <td>2.63%</td> </tr> <tr> <td>Strongly Disagree</td> <td>1</td> <td>2.63%</td> </tr> </tbody> </table>	Choice	Number	Percentage	Strongly Agree	11	28.95%	Agree	19	50%	Uncertain	2	5.26%	Disagree	1	2.63%	Strongly Disagree	1	2.63%	
Choice	Number	Percentage																			
Strongly Agree	11	28.95%																			
Agree	19	50%																			
Uncertain	2	5.26%																			
Disagree	1	2.63%																			
Strongly Disagree	1	2.63%																			
6	I think the Course was well structured to achieve the learning outcomes (there was a good balance of lectures, tutorials, practical etc.)	<table border="1"> <thead> <tr> <th>Choice</th> <th>Number</th> <th>Percentage</th> </tr> </thead> <tbody> <tr> <td>Strongly Agree</td> <td>9</td> <td>23.68%</td> </tr> <tr> <td>Agree</td> <td>20</td> <td>52.63%</td> </tr> <tr> <td>Uncertain</td> <td>4</td> <td>10.53%</td> </tr> <tr> <td>Disagree</td> <td>0</td> <td>0%</td> </tr> <tr> <td>Strongly Disagree</td> <td>1</td> <td>2.63%</td> </tr> </tbody> </table>	Choice	Number	Percentage	Strongly Agree	9	23.68%	Agree	20	52.63%	Uncertain	4	10.53%	Disagree	0	0%	Strongly Disagree	1	2.63%	
Choice	Number	Percentage																			
Strongly Agree	9	23.68%																			
Agree	20	52.63%																			
Uncertain	4	10.53%																			
Disagree	0	0%																			
Strongly Disagree	1	2.63%																			
7	The learning and teaching methods encouraged participation	<table border="1"> <thead> <tr> <th>Choice</th> <th>Number</th> <th>Percentage</th> </tr> </thead> <tbody> <tr> <td>Strongly Agree</td> <td>8</td> <td>21.05%</td> </tr> <tr> <td>Agree</td> <td>23</td> <td>60.53%</td> </tr> <tr> <td>Uncertain</td> <td>2</td> <td>5.26%</td> </tr> <tr> <td>Disagree</td> <td>0</td> <td>0%</td> </tr> <tr> <td>Strongly Disagree</td> <td>1</td> <td>2.63%</td> </tr> </tbody> </table>	Choice	Number	Percentage	Strongly Agree	8	21.05%	Agree	23	60.53%	Uncertain	2	5.26%	Disagree	0	0%	Strongly Disagree	1	2.63%	
Choice	Number	Percentage																			
Strongly Agree	8	21.05%																			
Agree	23	60.53%																			
Uncertain	2	5.26%																			
Disagree	0	0%																			
Strongly Disagree	1	2.63%																			
8	The overall environment in the class was conducive to learning	<table border="1"> <thead> <tr> <th>Choice</th> <th>Number</th> <th>Percentage</th> </tr> </thead> <tbody> <tr> <td>Strongly Agree</td> <td>9</td> <td>23.68%</td> </tr> <tr> <td>Agree</td> <td>20</td> <td>52.63%</td> </tr> <tr> <td>Uncertain</td> <td>4</td> <td>10.53%</td> </tr> <tr> <td>Disagree</td> <td>0</td> <td>0%</td> </tr> <tr> <td>Strongly Disagree</td> <td>1</td> <td>2.63%</td> </tr> </tbody> </table>	Choice	Number	Percentage	Strongly Agree	9	23.68%	Agree	20	52.63%	Uncertain	4	10.53%	Disagree	0	0%	Strongly Disagree	1	2.63%	
Choice	Number	Percentage																			
Strongly Agree	9	23.68%																			
Agree	20	52.63%																			
Uncertain	4	10.53%																			
Disagree	0	0%																			
Strongly Disagree	1	2.63%																			
9	Classrooms were satisfactory	<table border="1"> <thead> <tr> <th>Choice</th> <th>Number</th> <th>Percentage</th> </tr> </thead> <tbody> <tr> <td>Strongly Agree</td> <td>8</td> <td>21.05%</td> </tr> <tr> <td>Agree</td> <td>22</td> <td>57.89%</td> </tr> <tr> <td>Uncertain</td> <td>3</td> <td>7.89%</td> </tr> <tr> <td>Disagree</td> <td>0</td> <td>0%</td> </tr> <tr> <td>Strongly Disagree</td> <td>1</td> <td>2.63%</td> </tr> </tbody> </table>	Choice	Number	Percentage	Strongly Agree	8	21.05%	Agree	22	57.89%	Uncertain	3	7.89%	Disagree	0	0%	Strongly Disagree	1	2.63%	
Choice	Number	Percentage																			
Strongly Agree	8	21.05%																			
Agree	22	57.89%																			
Uncertain	3	7.89%																			
Disagree	0	0%																			
Strongly Disagree	1	2.63%																			

10	Learning materials (Lesson Plans, Course Notes etc.) were relevant and useful	<table border="1"> <thead> <tr> <th>Choice</th> <th>Number</th> <th>Percentage</th> </tr> </thead> <tbody> <tr> <td>Strongly Agree</td> <td>10</td> <td>26.32%</td> </tr> <tr> <td>Agree</td> <td>21</td> <td>55.26%</td> </tr> <tr> <td>Uncertain</td> <td>2</td> <td>5.26%</td> </tr> <tr> <td>Disagree</td> <td>0</td> <td>0%</td> </tr> <tr> <td>Strongly Disagree</td> <td>1</td> <td>2.63%</td> </tr> </tbody> </table>	Choice	Number	Percentage	Strongly Agree	10	26.32%	Agree	21	55.26%	Uncertain	2	5.26%	Disagree	0	0%	Strongly Disagree	1	2.63%	 <p>61.8% 29.4%</p> <ul style="list-style-type: none"> ● Stron... ● Agree ● Unce... ● Stron...
Choice	Number	Percentage																			
Strongly Agree	10	26.32%																			
Agree	21	55.26%																			
Uncertain	2	5.26%																			
Disagree	0	0%																			
Strongly Disagree	1	2.63%																			
11	Recommended reading Books etc. were relevant and appropriate	<table border="1"> <thead> <tr> <th>Choice</th> <th>Number</th> <th>Percentage</th> </tr> </thead> <tbody> <tr> <td>Strongly Agree</td> <td>8</td> <td>21.05%</td> </tr> <tr> <td>Agree</td> <td>22</td> <td>57.89%</td> </tr> <tr> <td>Uncertain</td> <td>1</td> <td>2.63%</td> </tr> <tr> <td>Disagree</td> <td>2</td> <td>5.26%</td> </tr> <tr> <td>Strongly Disagree</td> <td>1</td> <td>2.63%</td> </tr> </tbody> </table>	Choice	Number	Percentage	Strongly Agree	8	21.05%	Agree	22	57.89%	Uncertain	1	2.63%	Disagree	2	5.26%	Strongly Disagree	1	2.63%	 <p>64.7% 23.5%</p> <ul style="list-style-type: none"> ● Stron... ● Agree ● Unce... ● Disa... ● Stron...
Choice	Number	Percentage																			
Strongly Agree	8	21.05%																			
Agree	22	57.89%																			
Uncertain	1	2.63%																			
Disagree	2	5.26%																			
Strongly Disagree	1	2.63%																			
12	The provision of learning resources in the library was adequate and appropriate	<table border="1"> <thead> <tr> <th>Choice</th> <th>Number</th> <th>Percentage</th> </tr> </thead> <tbody> <tr> <td>Strongly Agree</td> <td>8</td> <td>21.05%</td> </tr> <tr> <td>Agree</td> <td>22</td> <td>57.89%</td> </tr> <tr> <td>Uncertain</td> <td>3</td> <td>7.89%</td> </tr> <tr> <td>Disagree</td> <td>0</td> <td>0%</td> </tr> <tr> <td>Strongly Disagree</td> <td>1</td> <td>2.63%</td> </tr> </tbody> </table>	Choice	Number	Percentage	Strongly Agree	8	21.05%	Agree	22	57.89%	Uncertain	3	7.89%	Disagree	0	0%	Strongly Disagree	1	2.63%	 <p>64.7% 23.5%</p> <ul style="list-style-type: none"> ● Stron... ● Agree ● Unce... ● Stron...
Choice	Number	Percentage																			
Strongly Agree	8	21.05%																			
Agree	22	57.89%																			
Uncertain	3	7.89%																			
Disagree	0	0%																			
Strongly Disagree	1	2.63%																			
13	The provision of learning resources on the Web was adequate and appropriate (if relevant)	<table border="1"> <thead> <tr> <th>Choice</th> <th>Number</th> <th>Percentage</th> </tr> </thead> <tbody> <tr> <td>Strongly Agree</td> <td>8</td> <td>21.05%</td> </tr> <tr> <td>Agree</td> <td>23</td> <td>60.53%</td> </tr> <tr> <td>Uncertain</td> <td>1</td> <td>2.63%</td> </tr> <tr> <td>Disagree</td> <td>1</td> <td>2.63%</td> </tr> <tr> <td>Strongly Disagree</td> <td>1</td> <td>2.63%</td> </tr> </tbody> </table>	Choice	Number	Percentage	Strongly Agree	8	21.05%	Agree	23	60.53%	Uncertain	1	2.63%	Disagree	1	2.63%	Strongly Disagree	1	2.63%	 <p>67.7% 23.5%</p> <ul style="list-style-type: none"> ● Stron... ● Agree ● Unce... ● Disa... ● Stron...
Choice	Number	Percentage																			
Strongly Agree	8	21.05%																			
Agree	23	60.53%																			
Uncertain	1	2.63%																			
Disagree	1	2.63%																			
Strongly Disagree	1	2.63%																			
14	The Course stimulated my interest and thought on the subject area	<table border="1"> <thead> <tr> <th>Choice</th> <th>Number</th> <th>Percentage</th> </tr> </thead> <tbody> <tr> <td>Strongly Agree</td> <td>8</td> <td>21.05%</td> </tr> <tr> <td>Agree</td> <td>22</td> <td>57.89%</td> </tr> <tr> <td>Uncertain</td> <td>3</td> <td>7.89%</td> </tr> <tr> <td>Disagree</td> <td>0</td> <td>0%</td> </tr> <tr> <td>Strongly Disagree</td> <td>1</td> <td>2.63%</td> </tr> </tbody> </table>	Choice	Number	Percentage	Strongly Agree	8	21.05%	Agree	22	57.89%	Uncertain	3	7.89%	Disagree	0	0%	Strongly Disagree	1	2.63%	 <p>64.7% 23.5%</p> <ul style="list-style-type: none"> ● Stron... ● Agree ● Unce... ● Stron...
Choice	Number	Percentage																			
Strongly Agree	8	21.05%																			
Agree	22	57.89%																			
Uncertain	3	7.89%																			
Disagree	0	0%																			
Strongly Disagree	1	2.63%																			

15	The pace of the Course was appropriate	<table border="1"> <thead> <tr> <th>Choice</th> <th>Number</th> <th>Percentage</th> </tr> </thead> <tbody> <tr> <td>Strongly Agree</td> <td>8</td> <td>21.05%</td> </tr> <tr> <td>Agree</td> <td>21</td> <td>55.26%</td> </tr> <tr> <td>Uncertain</td> <td>4</td> <td>10.53%</td> </tr> <tr> <td>Disagree</td> <td>0</td> <td>0%</td> </tr> <tr> <td>Strongly Disagree</td> <td>1</td> <td>2.63%</td> </tr> </tbody> </table>	Choice	Number	Percentage	Strongly Agree	8	21.05%	Agree	21	55.26%	Uncertain	4	10.53%	Disagree	0	0%	Strongly Disagree	1	2.63%	 <ul style="list-style-type: none"> ● Stron... ● Agree ● Unce... ● Stron...
Choice	Number	Percentage																			
Strongly Agree	8	21.05%																			
Agree	21	55.26%																			
Uncertain	4	10.53%																			
Disagree	0	0%																			
Strongly Disagree	1	2.63%																			
16	Ideas and concepts were presented clearly	<table border="1"> <thead> <tr> <th>Choice</th> <th>Number</th> <th>Percentage</th> </tr> </thead> <tbody> <tr> <td>Strongly Agree</td> <td>9</td> <td>23.68%</td> </tr> <tr> <td>Agree</td> <td>23</td> <td>60.53%</td> </tr> <tr> <td>Uncertain</td> <td>1</td> <td>2.63%</td> </tr> <tr> <td>Disagree</td> <td>0</td> <td>0%</td> </tr> <tr> <td>Strongly Disagree</td> <td>1</td> <td>2.63%</td> </tr> </tbody> </table>	Choice	Number	Percentage	Strongly Agree	9	23.68%	Agree	23	60.53%	Uncertain	1	2.63%	Disagree	0	0%	Strongly Disagree	1	2.63%	 <ul style="list-style-type: none"> ● Stron... ● Agree ● Unce... ● Stron...
Choice	Number	Percentage																			
Strongly Agree	9	23.68%																			
Agree	23	60.53%																			
Uncertain	1	2.63%																			
Disagree	0	0%																			
Strongly Disagree	1	2.63%																			
17	The method of assessment were reasonable	<table border="1"> <thead> <tr> <th>Choice</th> <th>Number</th> <th>Percentage</th> </tr> </thead> <tbody> <tr> <td>Strongly Agree</td> <td>10</td> <td>26.32%</td> </tr> <tr> <td>Agree</td> <td>20</td> <td>52.63%</td> </tr> <tr> <td>Uncertain</td> <td>2</td> <td>5.26%</td> </tr> <tr> <td>Disagree</td> <td>1</td> <td>2.63%</td> </tr> <tr> <td>Strongly Disagree</td> <td>1</td> <td>2.63%</td> </tr> </tbody> </table>	Choice	Number	Percentage	Strongly Agree	10	26.32%	Agree	20	52.63%	Uncertain	2	5.26%	Disagree	1	2.63%	Strongly Disagree	1	2.63%	 <ul style="list-style-type: none"> ● Stron... ● Agree ● Unce... ● Disa... ● Stron...
Choice	Number	Percentage																			
Strongly Agree	10	26.32%																			
Agree	20	52.63%																			
Uncertain	2	5.26%																			
Disagree	1	2.63%																			
Strongly Disagree	1	2.63%																			
18	Feedback on assessment was timely	<table border="1"> <thead> <tr> <th>Choice</th> <th>Number</th> <th>Percentage</th> </tr> </thead> <tbody> <tr> <td>Strongly Agree</td> <td>10</td> <td>26.32%</td> </tr> <tr> <td>Agree</td> <td>20</td> <td>52.63%</td> </tr> <tr> <td>Uncertain</td> <td>2</td> <td>5.26%</td> </tr> <tr> <td>Disagree</td> <td>1</td> <td>2.63%</td> </tr> <tr> <td>Strongly Disagree</td> <td>1</td> <td>2.63%</td> </tr> </tbody> </table>	Choice	Number	Percentage	Strongly Agree	10	26.32%	Agree	20	52.63%	Uncertain	2	5.26%	Disagree	1	2.63%	Strongly Disagree	1	2.63%	 <ul style="list-style-type: none"> ● Stron... ● Agree ● Unce... ● Disa... ● Stron...
Choice	Number	Percentage																			
Strongly Agree	10	26.32%																			
Agree	20	52.63%																			
Uncertain	2	5.26%																			
Disagree	1	2.63%																			
Strongly Disagree	1	2.63%																			
19	Feedback on assessment was helpful	<table border="1"> <thead> <tr> <th>Choice</th> <th>Number</th> <th>Percentage</th> </tr> </thead> <tbody> <tr> <td>Strongly Agree</td> <td>10</td> <td>26.32%</td> </tr> <tr> <td>Agree</td> <td>21</td> <td>55.26%</td> </tr> <tr> <td>Uncertain</td> <td>1</td> <td>2.63%</td> </tr> <tr> <td>Disagree</td> <td>1</td> <td>2.63%</td> </tr> <tr> <td>Strongly Disagree</td> <td>1</td> <td>2.63%</td> </tr> </tbody> </table>	Choice	Number	Percentage	Strongly Agree	10	26.32%	Agree	21	55.26%	Uncertain	1	2.63%	Disagree	1	2.63%	Strongly Disagree	1	2.63%	 <ul style="list-style-type: none"> ● Stron... ● Agree ● Unce... ● Disa... ● Stron...
Choice	Number	Percentage																			
Strongly Agree	10	26.32%																			
Agree	21	55.26%																			
Uncertain	1	2.63%																			
Disagree	1	2.63%																			
Strongly Disagree	1	2.63%																			

20	I understood the lectures	<table border="1"> <thead> <tr> <th>Choice</th> <th>Number</th> <th>Percentage</th> </tr> </thead> <tbody> <tr> <td>Strongly Agree</td> <td>9</td> <td>23.68%</td> </tr> <tr> <td>Agree</td> <td>22</td> <td>57.89%</td> </tr> <tr> <td>Uncertain</td> <td>2</td> <td>5.26%</td> </tr> <tr> <td>Disagree</td> <td>0</td> <td>0%</td> </tr> <tr> <td>Strongly Disagree</td> <td>1</td> <td>2.63%</td> </tr> </tbody> </table>	Choice	Number	Percentage	Strongly Agree	9	23.68%	Agree	22	57.89%	Uncertain	2	5.26%	Disagree	0	0%	Strongly Disagree	1	2.63%	<p>Legend: Strongly Agree (Blue), Agree (Red), Uncertain (Yellow), Disagree (Green), Strongly Disagree (Purple)</p>
Choice	Number	Percentage																			
Strongly Agree	9	23.68%																			
Agree	22	57.89%																			
Uncertain	2	5.26%																			
Disagree	0	0%																			
Strongly Disagree	1	2.63%																			
21	The material was well organized and presented	<table border="1"> <thead> <tr> <th>Choice</th> <th>Number</th> <th>Percentage</th> </tr> </thead> <tbody> <tr> <td>Strongly Agree</td> <td>8</td> <td>21.05%</td> </tr> <tr> <td>Agree</td> <td>22</td> <td>57.89%</td> </tr> <tr> <td>Uncertain</td> <td>3</td> <td>7.89%</td> </tr> <tr> <td>Disagree</td> <td>0</td> <td>0%</td> </tr> <tr> <td>Strongly Disagree</td> <td>1</td> <td>2.63%</td> </tr> </tbody> </table>	Choice	Number	Percentage	Strongly Agree	8	21.05%	Agree	22	57.89%	Uncertain	3	7.89%	Disagree	0	0%	Strongly Disagree	1	2.63%	<p>Legend: Strongly Agree (Blue), Agree (Red), Uncertain (Yellow), Disagree (Green), Strongly Disagree (Purple)</p>
Choice	Number	Percentage																			
Strongly Agree	8	21.05%																			
Agree	22	57.89%																			
Uncertain	3	7.89%																			
Disagree	0	0%																			
Strongly Disagree	1	2.63%																			
22	The instructor was responsive to student needs and problems	<table border="1"> <thead> <tr> <th>Choice</th> <th>Number</th> <th>Percentage</th> </tr> </thead> <tbody> <tr> <td>Strongly Agree</td> <td>9</td> <td>23.68%</td> </tr> <tr> <td>Agree</td> <td>21</td> <td>55.26%</td> </tr> <tr> <td>Uncertain</td> <td>3</td> <td>7.89%</td> </tr> <tr> <td>Disagree</td> <td>0</td> <td>0%</td> </tr> <tr> <td>Strongly Disagree</td> <td>1</td> <td>2.63%</td> </tr> </tbody> </table>	Choice	Number	Percentage	Strongly Agree	9	23.68%	Agree	21	55.26%	Uncertain	3	7.89%	Disagree	0	0%	Strongly Disagree	1	2.63%	<p>Legend: Strongly Agree (Blue), Agree (Red), Uncertain (Yellow), Disagree (Green), Strongly Disagree (Purple)</p>
Choice	Number	Percentage																			
Strongly Agree	9	23.68%																			
Agree	21	55.26%																			
Uncertain	3	7.89%																			
Disagree	0	0%																			
Strongly Disagree	1	2.63%																			
23	Had the instructor been regular throughout the course	<table border="1"> <thead> <tr> <th>Choice</th> <th>Number</th> <th>Percentage</th> </tr> </thead> <tbody> <tr> <td>Strongly Agree</td> <td>9</td> <td>23.68%</td> </tr> <tr> <td>Agree</td> <td>22</td> <td>57.89%</td> </tr> <tr> <td>Uncertain</td> <td>2</td> <td>5.26%</td> </tr> <tr> <td>Disagree</td> <td>0</td> <td>0%</td> </tr> <tr> <td>Strongly Disagree</td> <td>1</td> <td>2.63%</td> </tr> </tbody> </table>	Choice	Number	Percentage	Strongly Agree	9	23.68%	Agree	22	57.89%	Uncertain	2	5.26%	Disagree	0	0%	Strongly Disagree	1	2.63%	<p>Legend: Strongly Agree (Blue), Agree (Red), Uncertain (Yellow), Disagree (Green), Strongly Disagree (Purple)</p>
Choice	Number	Percentage																			
Strongly Agree	9	23.68%																			
Agree	22	57.89%																			
Uncertain	2	5.26%																			
Disagree	0	0%																			
Strongly Disagree	1	2.63%																			
24	The material in the tutorials was useful	<table border="1"> <thead> <tr> <th>Choice</th> <th>Number</th> <th>Percentage</th> </tr> </thead> <tbody> <tr> <td>Strongly Agree</td> <td>8</td> <td>21.05%</td> </tr> <tr> <td>Agree</td> <td>21</td> <td>55.26%</td> </tr> <tr> <td>Uncertain</td> <td>4</td> <td>10.53%</td> </tr> <tr> <td>Disagree</td> <td>0</td> <td>0%</td> </tr> <tr> <td>Strongly Disagree</td> <td>1</td> <td>2.63%</td> </tr> </tbody> </table>	Choice	Number	Percentage	Strongly Agree	8	21.05%	Agree	21	55.26%	Uncertain	4	10.53%	Disagree	0	0%	Strongly Disagree	1	2.63%	<p>Legend: Strongly Agree (Blue), Agree (Red), Uncertain (Yellow), Disagree (Green), Strongly Disagree (Purple)</p>
Choice	Number	Percentage																			
Strongly Agree	8	21.05%																			
Agree	21	55.26%																			
Uncertain	4	10.53%																			
Disagree	0	0%																			
Strongly Disagree	1	2.63%																			

25	I was happy with the amount of work needed for tutorials	<table border="1"> <thead> <tr> <th>Choice</th> <th>Number</th> <th>Percentage</th> </tr> </thead> <tbody> <tr> <td>Strongly Agree</td> <td>9</td> <td>23.68%</td> </tr> <tr> <td>Agree</td> <td>21</td> <td>55.26%</td> </tr> <tr> <td>Uncertain</td> <td>3</td> <td>7.89%</td> </tr> <tr> <td>Disagree</td> <td>0</td> <td>0%</td> </tr> <tr> <td>Strongly Disagree</td> <td>1</td> <td>2.63%</td> </tr> </tbody> </table>	Choice	Number	Percentage	Strongly Agree	9	23.68%	Agree	21	55.26%	Uncertain	3	7.89%	Disagree	0	0%	Strongly Disagree	1	2.63%	 <ul style="list-style-type: none"> ● Stron... ● Agree ● Unce... ● Stron...
Choice	Number	Percentage																			
Strongly Agree	9	23.68%																			
Agree	21	55.26%																			
Uncertain	3	7.89%																			
Disagree	0	0%																			
Strongly Disagree	1	2.63%																			
26	The tutor dealt effectively with my problems	<table border="1"> <thead> <tr> <th>Choice</th> <th>Number</th> <th>Percentage</th> </tr> </thead> <tbody> <tr> <td>Strongly Agree</td> <td>8</td> <td>21.05%</td> </tr> <tr> <td>Agree</td> <td>22</td> <td>57.89%</td> </tr> <tr> <td>Uncertain</td> <td>3</td> <td>7.89%</td> </tr> <tr> <td>Disagree</td> <td>0</td> <td>0%</td> </tr> <tr> <td>Strongly Disagree</td> <td>1</td> <td>2.63%</td> </tr> </tbody> </table>	Choice	Number	Percentage	Strongly Agree	8	21.05%	Agree	22	57.89%	Uncertain	3	7.89%	Disagree	0	0%	Strongly Disagree	1	2.63%	 <ul style="list-style-type: none"> ● Stron... ● Agree ● Unce... ● Stron...
Choice	Number	Percentage																			
Strongly Agree	8	21.05%																			
Agree	22	57.89%																			
Uncertain	3	7.89%																			
Disagree	0	0%																			
Strongly Disagree	1	2.63%																			
27	The material in the practicals was useful	<table border="1"> <thead> <tr> <th>Choice</th> <th>Number</th> <th>Percentage</th> </tr> </thead> <tbody> <tr> <td>Strongly Agree</td> <td>8</td> <td>21.05%</td> </tr> <tr> <td>Agree</td> <td>23</td> <td>60.53%</td> </tr> <tr> <td>Uncertain</td> <td>2</td> <td>5.26%</td> </tr> <tr> <td>Disagree</td> <td>0</td> <td>0%</td> </tr> <tr> <td>Strongly Disagree</td> <td>1</td> <td>2.63%</td> </tr> </tbody> </table>	Choice	Number	Percentage	Strongly Agree	8	21.05%	Agree	23	60.53%	Uncertain	2	5.26%	Disagree	0	0%	Strongly Disagree	1	2.63%	 <ul style="list-style-type: none"> ● Stron... ● Agree ● Unce... ● Stron...
Choice	Number	Percentage																			
Strongly Agree	8	21.05%																			
Agree	23	60.53%																			
Uncertain	2	5.26%																			
Disagree	0	0%																			
Strongly Disagree	1	2.63%																			
28	The demonstrators dealt effectively with my problems	<table border="1"> <thead> <tr> <th>Choice</th> <th>Number</th> <th>Percentage</th> </tr> </thead> <tbody> <tr> <td>Strongly Agree</td> <td>10</td> <td>26.32%</td> </tr> <tr> <td>Agree</td> <td>20</td> <td>52.63%</td> </tr> <tr> <td>Uncertain</td> <td>5</td> <td>13.16%</td> </tr> <tr> <td>Disagree</td> <td>2</td> <td>5.26%</td> </tr> <tr> <td>Strongly Disagree</td> <td>1</td> <td>2.63%</td> </tr> </tbody> </table>	Choice	Number	Percentage	Strongly Agree	10	26.32%	Agree	20	52.63%	Uncertain	5	13.16%	Disagree	2	5.26%	Strongly Disagree	1	2.63%	 <ul style="list-style-type: none"> ● Stron... ● Agree ● Unce... ● Disa... ● Stron...
Choice	Number	Percentage																			
Strongly Agree	10	26.32%																			
Agree	20	52.63%																			
Uncertain	5	13.16%																			
Disagree	2	5.26%																			
Strongly Disagree	1	2.63%																			

contract and its types

q srvey

.

good

general problem solutiong

Good teacher

no comments

Gd

good

..

use in practical use

nothing

Gd

good

good

fhtr

Gd

good

nothing

good

Gd

great

good

.

.

good

aaa

.

Good

Arches and Bill of quantity

v good

good

good

good

good

Good

good

30

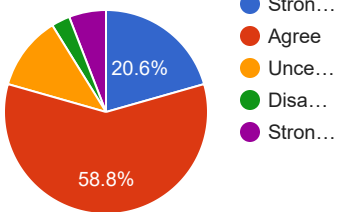
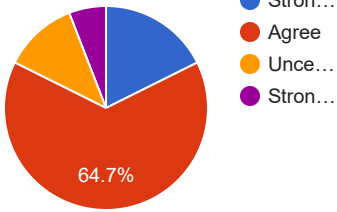
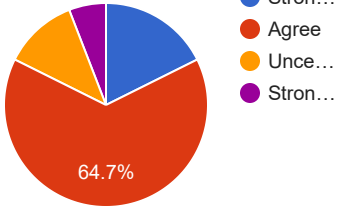
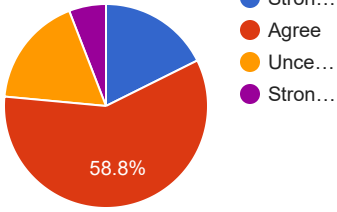
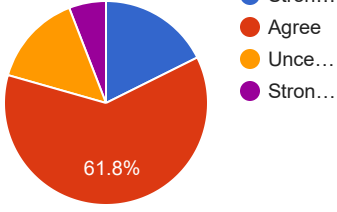
The Course could have been improved by

good
teacher
.
good
learning knowledge
Good teacher
no comments
Gd
good
..
improve my knowledge
nothing
Gd
good
good
ddg
Gd
yes
nothing
good
Gd
good
good
.
.
good
aaa
.
Good
.
v good
good
good
good
good
Good
good

31	<p>The University does not tolerate discrimination on any irrelevant distinction (e.g. race, age, gender) and is committed to work with diversity in a wholly positive way. Please indicate below anything in relation to this Course which may run counter to this objective</p>	<p>yes n Good university no comments Gd .. all is well Gd ffghe Gd no Gd good good . . good . Good Very nice v good good</p>
----	---	---

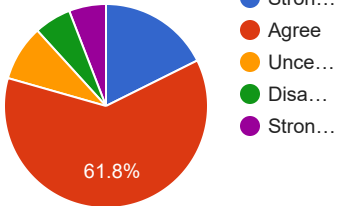
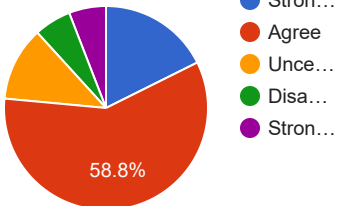
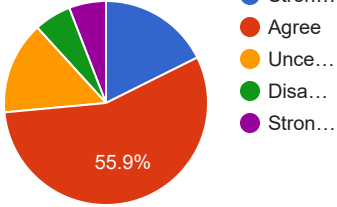
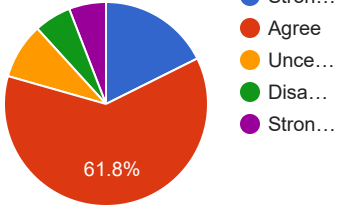
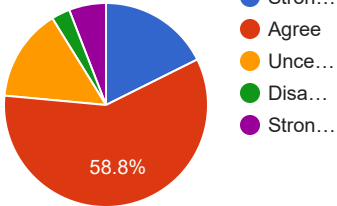
Course Evaluation - Program: 0254

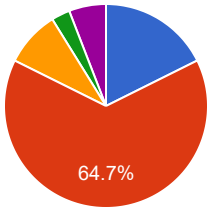
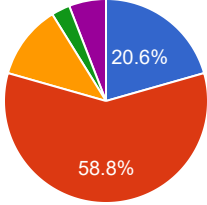
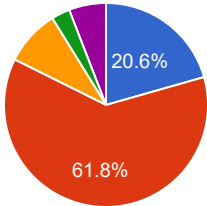
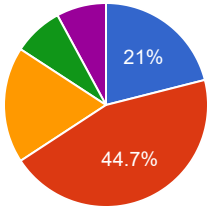
Teacher Name: SAJID IQBAL		Course ID: CT-208(L) Course Title: Quantity Surveying & Contract Documents		Session: 2018 Fall																			
Shift: Weekend -- Section:		Total Strength: 53		Attempted: 43																			
S.No	Question	Opinions			Chart																		
1	The course objectives were clear	<table border="1"> <thead> <tr> <th>Choice</th> <th>Number</th> <th>Percentage</th> </tr> </thead> <tbody> <tr> <td>Strongly Agree</td> <td>6</td> <td>13.95%</td> </tr> <tr> <td>Agree</td> <td>21</td> <td>48.84%</td> </tr> <tr> <td>Uncertain</td> <td>3</td> <td>6.98%</td> </tr> <tr> <td>Disagree</td> <td>1</td> <td>2.33%</td> </tr> <tr> <td>Strongly Disagree</td> <td>3</td> <td>6.98%</td> </tr> </tbody> </table>	Choice	Number	Percentage	Strongly Agree	6	13.95%	Agree	21	48.84%	Uncertain	3	6.98%	Disagree	1	2.33%	Strongly Disagree	3	6.98%			
Choice	Number	Percentage																					
Strongly Agree	6	13.95%																					
Agree	21	48.84%																					
Uncertain	3	6.98%																					
Disagree	1	2.33%																					
Strongly Disagree	3	6.98%																					
2	The Course workload was manageable	<table border="1"> <thead> <tr> <th>Choice</th> <th>Number</th> <th>Percentage</th> </tr> </thead> <tbody> <tr> <td>Strongly Agree</td> <td>6</td> <td>13.95%</td> </tr> <tr> <td>Agree</td> <td>20</td> <td>46.51%</td> </tr> <tr> <td>Uncertain</td> <td>5</td> <td>11.63%</td> </tr> <tr> <td>Disagree</td> <td>1</td> <td>2.33%</td> </tr> <tr> <td>Strongly Disagree</td> <td>2</td> <td>4.65%</td> </tr> </tbody> </table>	Choice	Number	Percentage	Strongly Agree	6	13.95%	Agree	20	46.51%	Uncertain	5	11.63%	Disagree	1	2.33%	Strongly Disagree	2	4.65%			
Choice	Number	Percentage																					
Strongly Agree	6	13.95%																					
Agree	20	46.51%																					
Uncertain	5	11.63%																					
Disagree	1	2.33%																					
Strongly Disagree	2	4.65%																					
3	The Course was well organized (e.g. timely access to materials, notification of changes, etc.)	<table border="1"> <thead> <tr> <th>Choice</th> <th>Number</th> <th>Percentage</th> </tr> </thead> <tbody> <tr> <td>Strongly Agree</td> <td>6</td> <td>13.95%</td> </tr> <tr> <td>Agree</td> <td>22</td> <td>51.16%</td> </tr> <tr> <td>Uncertain</td> <td>4</td> <td>9.3%</td> </tr> <tr> <td>Disagree</td> <td>0</td> <td>0%</td> </tr> <tr> <td>Strongly Disagree</td> <td>2</td> <td>4.65%</td> </tr> </tbody> </table>	Choice	Number	Percentage	Strongly Agree	6	13.95%	Agree	22	51.16%	Uncertain	4	9.3%	Disagree	0	0%	Strongly Disagree	2	4.65%			
Choice	Number	Percentage																					
Strongly Agree	6	13.95%																					
Agree	22	51.16%																					
Uncertain	4	9.3%																					
Disagree	0	0%																					
Strongly Disagree	2	4.65%																					
4	I participated actively in the Course	<table border="1"> <thead> <tr> <th>Choice</th> <th>Number</th> <th>Percentage</th> </tr> </thead> <tbody> <tr> <td>Strongly Agree</td> <td>7</td> <td>16.28%</td> </tr> <tr> <td>Agree</td> <td>22</td> <td>51.16%</td> </tr> <tr> <td>Uncertain</td> <td>3</td> <td>6.98%</td> </tr> <tr> <td>Disagree</td> <td>0</td> <td>0%</td> </tr> <tr> <td>Strongly Disagree</td> <td>2</td> <td>4.65%</td> </tr> </tbody> </table>	Choice	Number	Percentage	Strongly Agree	7	16.28%	Agree	22	51.16%	Uncertain	3	6.98%	Disagree	0	0%	Strongly Disagree	2	4.65%			
Choice	Number	Percentage																					
Strongly Agree	7	16.28%																					
Agree	22	51.16%																					
Uncertain	3	6.98%																					
Disagree	0	0%																					
Strongly Disagree	2	4.65%																					

5	I think I have made progress in this Course	<table border="1"> <thead> <tr> <th>Choice</th> <th>Number</th> <th>Percentage</th> </tr> </thead> <tbody> <tr> <td>Strongly Agree</td> <td>7</td> <td>16.28%</td> </tr> <tr> <td>Agree</td> <td>20</td> <td>46.51%</td> </tr> <tr> <td>Uncertain</td> <td>4</td> <td>9.3%</td> </tr> <tr> <td>Disagree</td> <td>1</td> <td>2.33%</td> </tr> <tr> <td>Strongly Disagree</td> <td>2</td> <td>4.65%</td> </tr> </tbody> </table>	Choice	Number	Percentage	Strongly Agree	7	16.28%	Agree	20	46.51%	Uncertain	4	9.3%	Disagree	1	2.33%	Strongly Disagree	2	4.65%	
Choice	Number	Percentage																			
Strongly Agree	7	16.28%																			
Agree	20	46.51%																			
Uncertain	4	9.3%																			
Disagree	1	2.33%																			
Strongly Disagree	2	4.65%																			
6	I think the Course was well structured to achieve the learning outcomes (there was a good balance of lectures, tutorials, practical etc.)	<table border="1"> <thead> <tr> <th>Choice</th> <th>Number</th> <th>Percentage</th> </tr> </thead> <tbody> <tr> <td>Strongly Agree</td> <td>6</td> <td>13.95%</td> </tr> <tr> <td>Agree</td> <td>22</td> <td>51.16%</td> </tr> <tr> <td>Uncertain</td> <td>4</td> <td>9.3%</td> </tr> <tr> <td>Disagree</td> <td>0</td> <td>0%</td> </tr> <tr> <td>Strongly Disagree</td> <td>2</td> <td>4.65%</td> </tr> </tbody> </table>	Choice	Number	Percentage	Strongly Agree	6	13.95%	Agree	22	51.16%	Uncertain	4	9.3%	Disagree	0	0%	Strongly Disagree	2	4.65%	
Choice	Number	Percentage																			
Strongly Agree	6	13.95%																			
Agree	22	51.16%																			
Uncertain	4	9.3%																			
Disagree	0	0%																			
Strongly Disagree	2	4.65%																			
7	The learning and teaching methods encouraged participation	<table border="1"> <thead> <tr> <th>Choice</th> <th>Number</th> <th>Percentage</th> </tr> </thead> <tbody> <tr> <td>Strongly Agree</td> <td>6</td> <td>13.95%</td> </tr> <tr> <td>Agree</td> <td>22</td> <td>51.16%</td> </tr> <tr> <td>Uncertain</td> <td>4</td> <td>9.3%</td> </tr> <tr> <td>Disagree</td> <td>0</td> <td>0%</td> </tr> <tr> <td>Strongly Disagree</td> <td>2</td> <td>4.65%</td> </tr> </tbody> </table>	Choice	Number	Percentage	Strongly Agree	6	13.95%	Agree	22	51.16%	Uncertain	4	9.3%	Disagree	0	0%	Strongly Disagree	2	4.65%	
Choice	Number	Percentage																			
Strongly Agree	6	13.95%																			
Agree	22	51.16%																			
Uncertain	4	9.3%																			
Disagree	0	0%																			
Strongly Disagree	2	4.65%																			
8	The overall environment in the class was conducive to learning	<table border="1"> <thead> <tr> <th>Choice</th> <th>Number</th> <th>Percentage</th> </tr> </thead> <tbody> <tr> <td>Strongly Agree</td> <td>6</td> <td>13.95%</td> </tr> <tr> <td>Agree</td> <td>20</td> <td>46.51%</td> </tr> <tr> <td>Uncertain</td> <td>6</td> <td>13.95%</td> </tr> <tr> <td>Disagree</td> <td>0</td> <td>0%</td> </tr> <tr> <td>Strongly Disagree</td> <td>2</td> <td>4.65%</td> </tr> </tbody> </table>	Choice	Number	Percentage	Strongly Agree	6	13.95%	Agree	20	46.51%	Uncertain	6	13.95%	Disagree	0	0%	Strongly Disagree	2	4.65%	
Choice	Number	Percentage																			
Strongly Agree	6	13.95%																			
Agree	20	46.51%																			
Uncertain	6	13.95%																			
Disagree	0	0%																			
Strongly Disagree	2	4.65%																			
9	Classrooms were satisfactory	<table border="1"> <thead> <tr> <th>Choice</th> <th>Number</th> <th>Percentage</th> </tr> </thead> <tbody> <tr> <td>Strongly Agree</td> <td>6</td> <td>13.95%</td> </tr> <tr> <td>Agree</td> <td>21</td> <td>48.84%</td> </tr> <tr> <td>Uncertain</td> <td>5</td> <td>11.63%</td> </tr> <tr> <td>Disagree</td> <td>0</td> <td>0%</td> </tr> <tr> <td>Strongly Disagree</td> <td>2</td> <td>4.65%</td> </tr> </tbody> </table>	Choice	Number	Percentage	Strongly Agree	6	13.95%	Agree	21	48.84%	Uncertain	5	11.63%	Disagree	0	0%	Strongly Disagree	2	4.65%	
Choice	Number	Percentage																			
Strongly Agree	6	13.95%																			
Agree	21	48.84%																			
Uncertain	5	11.63%																			
Disagree	0	0%																			
Strongly Disagree	2	4.65%																			

10	Learning materials (Lesson Plans, Course Notes etc.) were relevant and useful	<table border="1"> <thead> <tr> <th>Choice</th> <th>Number</th> <th>Percentage</th> </tr> </thead> <tbody> <tr> <td>Strongly Agree</td> <td>7</td> <td>16.28%</td> </tr> <tr> <td>Agree</td> <td>20</td> <td>46.51%</td> </tr> <tr> <td>Uncertain</td> <td>4</td> <td>9.3%</td> </tr> <tr> <td>Disagree</td> <td>1</td> <td>2.33%</td> </tr> <tr> <td>Strongly Disagree</td> <td>2</td> <td>4.65%</td> </tr> </tbody> </table>	Choice	Number	Percentage	Strongly Agree	7	16.28%	Agree	20	46.51%	Uncertain	4	9.3%	Disagree	1	2.33%	Strongly Disagree	2	4.65%	<p>Legend: Strongly Agree (Blue), Agree (Red), Uncertain (Yellow), Disagree (Green), Strongly Disagree (Purple)</p>
Choice	Number	Percentage																			
Strongly Agree	7	16.28%																			
Agree	20	46.51%																			
Uncertain	4	9.3%																			
Disagree	1	2.33%																			
Strongly Disagree	2	4.65%																			
11	Recommended reading Books etc. were relevant and appropriate	<table border="1"> <thead> <tr> <th>Choice</th> <th>Number</th> <th>Percentage</th> </tr> </thead> <tbody> <tr> <td>Strongly Agree</td> <td>6</td> <td>13.95%</td> </tr> <tr> <td>Agree</td> <td>19</td> <td>44.19%</td> </tr> <tr> <td>Uncertain</td> <td>6</td> <td>13.95%</td> </tr> <tr> <td>Disagree</td> <td>1</td> <td>2.33%</td> </tr> <tr> <td>Strongly Disagree</td> <td>2</td> <td>4.65%</td> </tr> </tbody> </table>	Choice	Number	Percentage	Strongly Agree	6	13.95%	Agree	19	44.19%	Uncertain	6	13.95%	Disagree	1	2.33%	Strongly Disagree	2	4.65%	<p>Legend: Strongly Agree (Blue), Agree (Red), Uncertain (Yellow), Disagree (Green), Strongly Disagree (Purple)</p>
Choice	Number	Percentage																			
Strongly Agree	6	13.95%																			
Agree	19	44.19%																			
Uncertain	6	13.95%																			
Disagree	1	2.33%																			
Strongly Disagree	2	4.65%																			
12	The provision of learning resources in the library was adequate and appropriate	<table border="1"> <thead> <tr> <th>Choice</th> <th>Number</th> <th>Percentage</th> </tr> </thead> <tbody> <tr> <td>Strongly Agree</td> <td>7</td> <td>16.28%</td> </tr> <tr> <td>Agree</td> <td>20</td> <td>46.51%</td> </tr> <tr> <td>Uncertain</td> <td>5</td> <td>11.63%</td> </tr> <tr> <td>Disagree</td> <td>0</td> <td>0%</td> </tr> <tr> <td>Strongly Disagree</td> <td>2</td> <td>4.65%</td> </tr> </tbody> </table>	Choice	Number	Percentage	Strongly Agree	7	16.28%	Agree	20	46.51%	Uncertain	5	11.63%	Disagree	0	0%	Strongly Disagree	2	4.65%	<p>Legend: Strongly Agree (Blue), Agree (Red), Uncertain (Yellow), Disagree (Green), Strongly Disagree (Purple)</p>
Choice	Number	Percentage																			
Strongly Agree	7	16.28%																			
Agree	20	46.51%																			
Uncertain	5	11.63%																			
Disagree	0	0%																			
Strongly Disagree	2	4.65%																			
13	The provision of learning resources on the Web was adequate and appropriate (if relevant)	<table border="1"> <thead> <tr> <th>Choice</th> <th>Number</th> <th>Percentage</th> </tr> </thead> <tbody> <tr> <td>Strongly Agree</td> <td>7</td> <td>16.28%</td> </tr> <tr> <td>Agree</td> <td>20</td> <td>46.51%</td> </tr> <tr> <td>Uncertain</td> <td>5</td> <td>11.63%</td> </tr> <tr> <td>Disagree</td> <td>0</td> <td>0%</td> </tr> <tr> <td>Strongly Disagree</td> <td>2</td> <td>4.65%</td> </tr> </tbody> </table>	Choice	Number	Percentage	Strongly Agree	7	16.28%	Agree	20	46.51%	Uncertain	5	11.63%	Disagree	0	0%	Strongly Disagree	2	4.65%	<p>Legend: Strongly Agree (Blue), Agree (Red), Uncertain (Yellow), Disagree (Green), Strongly Disagree (Purple)</p>
Choice	Number	Percentage																			
Strongly Agree	7	16.28%																			
Agree	20	46.51%																			
Uncertain	5	11.63%																			
Disagree	0	0%																			
Strongly Disagree	2	4.65%																			
14	The Course stimulated my interest and thought on the subject area	<table border="1"> <thead> <tr> <th>Choice</th> <th>Number</th> <th>Percentage</th> </tr> </thead> <tbody> <tr> <td>Strongly Agree</td> <td>7</td> <td>16.28%</td> </tr> <tr> <td>Agree</td> <td>22</td> <td>51.16%</td> </tr> <tr> <td>Uncertain</td> <td>2</td> <td>4.65%</td> </tr> <tr> <td>Disagree</td> <td>1</td> <td>2.33%</td> </tr> <tr> <td>Strongly Disagree</td> <td>2</td> <td>4.65%</td> </tr> </tbody> </table>	Choice	Number	Percentage	Strongly Agree	7	16.28%	Agree	22	51.16%	Uncertain	2	4.65%	Disagree	1	2.33%	Strongly Disagree	2	4.65%	<p>Legend: Strongly Agree (Blue), Agree (Red), Uncertain (Yellow), Disagree (Green), Strongly Disagree (Purple)</p>
Choice	Number	Percentage																			
Strongly Agree	7	16.28%																			
Agree	22	51.16%																			
Uncertain	2	4.65%																			
Disagree	1	2.33%																			
Strongly Disagree	2	4.65%																			

15	The pace of the Course was appropriate	<table border="1"> <thead> <tr> <th>Choice</th> <th>Number</th> <th>Percentage</th> </tr> </thead> <tbody> <tr> <td>Strongly Agree</td> <td>7</td> <td>16.28%</td> </tr> <tr> <td>Agree</td> <td>21</td> <td>48.84%</td> </tr> <tr> <td>Uncertain</td> <td>3</td> <td>6.98%</td> </tr> <tr> <td>Disagree</td> <td>1</td> <td>2.33%</td> </tr> <tr> <td>Strongly Disagree</td> <td>2</td> <td>4.65%</td> </tr> </tbody> </table>	Choice	Number	Percentage	Strongly Agree	7	16.28%	Agree	21	48.84%	Uncertain	3	6.98%	Disagree	1	2.33%	Strongly Disagree	2	4.65%	<p>61.8%</p> <p>20.6%</p> <ul style="list-style-type: none"> ● Stron... ● Agree ● Unce... ● Disa... ● Stron...
Choice	Number	Percentage																			
Strongly Agree	7	16.28%																			
Agree	21	48.84%																			
Uncertain	3	6.98%																			
Disagree	1	2.33%																			
Strongly Disagree	2	4.65%																			
16	Ideas and concepts were presented clearly	<table border="1"> <thead> <tr> <th>Choice</th> <th>Number</th> <th>Percentage</th> </tr> </thead> <tbody> <tr> <td>Strongly Agree</td> <td>7</td> <td>16.28%</td> </tr> <tr> <td>Agree</td> <td>20</td> <td>46.51%</td> </tr> <tr> <td>Uncertain</td> <td>4</td> <td>9.3%</td> </tr> <tr> <td>Disagree</td> <td>1</td> <td>2.33%</td> </tr> <tr> <td>Strongly Disagree</td> <td>2</td> <td>4.65%</td> </tr> </tbody> </table>	Choice	Number	Percentage	Strongly Agree	7	16.28%	Agree	20	46.51%	Uncertain	4	9.3%	Disagree	1	2.33%	Strongly Disagree	2	4.65%	<p>58.8%</p> <p>20.6%</p> <ul style="list-style-type: none"> ● Stron... ● Agree ● Unce... ● Disa... ● Stron...
Choice	Number	Percentage																			
Strongly Agree	7	16.28%																			
Agree	20	46.51%																			
Uncertain	4	9.3%																			
Disagree	1	2.33%																			
Strongly Disagree	2	4.65%																			
17	The method of assessment were reasonable	<table border="1"> <thead> <tr> <th>Choice</th> <th>Number</th> <th>Percentage</th> </tr> </thead> <tbody> <tr> <td>Strongly Agree</td> <td>7</td> <td>16.28%</td> </tr> <tr> <td>Agree</td> <td>21</td> <td>48.84%</td> </tr> <tr> <td>Uncertain</td> <td>2</td> <td>4.65%</td> </tr> <tr> <td>Disagree</td> <td>2</td> <td>4.65%</td> </tr> <tr> <td>Strongly Disagree</td> <td>2</td> <td>4.65%</td> </tr> </tbody> </table>	Choice	Number	Percentage	Strongly Agree	7	16.28%	Agree	21	48.84%	Uncertain	2	4.65%	Disagree	2	4.65%	Strongly Disagree	2	4.65%	<p>61.8%</p> <p>20.6%</p> <ul style="list-style-type: none"> ● Stron... ● Agree ● Unce... ● Disa... ● Stron...
Choice	Number	Percentage																			
Strongly Agree	7	16.28%																			
Agree	21	48.84%																			
Uncertain	2	4.65%																			
Disagree	2	4.65%																			
Strongly Disagree	2	4.65%																			
18	Feedback on assessment was timely	<table border="1"> <thead> <tr> <th>Choice</th> <th>Number</th> <th>Percentage</th> </tr> </thead> <tbody> <tr> <td>Strongly Agree</td> <td>6</td> <td>13.95%</td> </tr> <tr> <td>Agree</td> <td>21</td> <td>48.84%</td> </tr> <tr> <td>Uncertain</td> <td>3</td> <td>6.98%</td> </tr> <tr> <td>Disagree</td> <td>2</td> <td>4.65%</td> </tr> <tr> <td>Strongly Disagree</td> <td>2</td> <td>4.65%</td> </tr> </tbody> </table>	Choice	Number	Percentage	Strongly Agree	6	13.95%	Agree	21	48.84%	Uncertain	3	6.98%	Disagree	2	4.65%	Strongly Disagree	2	4.65%	<p>61.8%</p> <ul style="list-style-type: none"> ● Stron... ● Agree ● Unce... ● Disa... ● Stron...
Choice	Number	Percentage																			
Strongly Agree	6	13.95%																			
Agree	21	48.84%																			
Uncertain	3	6.98%																			
Disagree	2	4.65%																			
Strongly Disagree	2	4.65%																			
19	Feedback on assessment was helpful	<table border="1"> <thead> <tr> <th>Choice</th> <th>Number</th> <th>Percentage</th> </tr> </thead> <tbody> <tr> <td>Strongly Agree</td> <td>6</td> <td>13.95%</td> </tr> <tr> <td>Agree</td> <td>20</td> <td>46.51%</td> </tr> <tr> <td>Uncertain</td> <td>3</td> <td>6.98%</td> </tr> <tr> <td>Disagree</td> <td>3</td> <td>6.98%</td> </tr> <tr> <td>Strongly Disagree</td> <td>2</td> <td>4.65%</td> </tr> </tbody> </table>	Choice	Number	Percentage	Strongly Agree	6	13.95%	Agree	20	46.51%	Uncertain	3	6.98%	Disagree	3	6.98%	Strongly Disagree	2	4.65%	<p>58.8%</p> <ul style="list-style-type: none"> ● Stron... ● Agree ● Unce... ● Disa... ● Stron...
Choice	Number	Percentage																			
Strongly Agree	6	13.95%																			
Agree	20	46.51%																			
Uncertain	3	6.98%																			
Disagree	3	6.98%																			
Strongly Disagree	2	4.65%																			

20	I understood the lectures	<table border="1"> <thead> <tr> <th>Choice</th> <th>Number</th> <th>Percentage</th> </tr> </thead> <tbody> <tr> <td>Strongly Agree</td> <td>6</td> <td>13.95%</td> </tr> <tr> <td>Agree</td> <td>21</td> <td>48.84%</td> </tr> <tr> <td>Uncertain</td> <td>3</td> <td>6.98%</td> </tr> <tr> <td>Disagree</td> <td>2</td> <td>4.65%</td> </tr> <tr> <td>Strongly Disagree</td> <td>2</td> <td>4.65%</td> </tr> </tbody> </table>	Choice	Number	Percentage	Strongly Agree	6	13.95%	Agree	21	48.84%	Uncertain	3	6.98%	Disagree	2	4.65%	Strongly Disagree	2	4.65%	
Choice	Number	Percentage																			
Strongly Agree	6	13.95%																			
Agree	21	48.84%																			
Uncertain	3	6.98%																			
Disagree	2	4.65%																			
Strongly Disagree	2	4.65%																			
21	The material was well organized and presented	<table border="1"> <thead> <tr> <th>Choice</th> <th>Number</th> <th>Percentage</th> </tr> </thead> <tbody> <tr> <td>Strongly Agree</td> <td>6</td> <td>13.95%</td> </tr> <tr> <td>Agree</td> <td>20</td> <td>46.51%</td> </tr> <tr> <td>Uncertain</td> <td>4</td> <td>9.3%</td> </tr> <tr> <td>Disagree</td> <td>2</td> <td>4.65%</td> </tr> <tr> <td>Strongly Disagree</td> <td>2</td> <td>4.65%</td> </tr> </tbody> </table>	Choice	Number	Percentage	Strongly Agree	6	13.95%	Agree	20	46.51%	Uncertain	4	9.3%	Disagree	2	4.65%	Strongly Disagree	2	4.65%	
Choice	Number	Percentage																			
Strongly Agree	6	13.95%																			
Agree	20	46.51%																			
Uncertain	4	9.3%																			
Disagree	2	4.65%																			
Strongly Disagree	2	4.65%																			
22	The instructor was responsive to student needs and problems	<table border="1"> <thead> <tr> <th>Choice</th> <th>Number</th> <th>Percentage</th> </tr> </thead> <tbody> <tr> <td>Strongly Agree</td> <td>6</td> <td>13.95%</td> </tr> <tr> <td>Agree</td> <td>19</td> <td>44.19%</td> </tr> <tr> <td>Uncertain</td> <td>5</td> <td>11.63%</td> </tr> <tr> <td>Disagree</td> <td>2</td> <td>4.65%</td> </tr> <tr> <td>Strongly Disagree</td> <td>2</td> <td>4.65%</td> </tr> </tbody> </table>	Choice	Number	Percentage	Strongly Agree	6	13.95%	Agree	19	44.19%	Uncertain	5	11.63%	Disagree	2	4.65%	Strongly Disagree	2	4.65%	
Choice	Number	Percentage																			
Strongly Agree	6	13.95%																			
Agree	19	44.19%																			
Uncertain	5	11.63%																			
Disagree	2	4.65%																			
Strongly Disagree	2	4.65%																			
23	Had the instructor been regular throughout the course	<table border="1"> <thead> <tr> <th>Choice</th> <th>Number</th> <th>Percentage</th> </tr> </thead> <tbody> <tr> <td>Strongly Agree</td> <td>6</td> <td>13.95%</td> </tr> <tr> <td>Agree</td> <td>21</td> <td>48.84%</td> </tr> <tr> <td>Uncertain</td> <td>3</td> <td>6.98%</td> </tr> <tr> <td>Disagree</td> <td>2</td> <td>4.65%</td> </tr> <tr> <td>Strongly Disagree</td> <td>2</td> <td>4.65%</td> </tr> </tbody> </table>	Choice	Number	Percentage	Strongly Agree	6	13.95%	Agree	21	48.84%	Uncertain	3	6.98%	Disagree	2	4.65%	Strongly Disagree	2	4.65%	
Choice	Number	Percentage																			
Strongly Agree	6	13.95%																			
Agree	21	48.84%																			
Uncertain	3	6.98%																			
Disagree	2	4.65%																			
Strongly Disagree	2	4.65%																			
24	The material in the tutorials was useful	<table border="1"> <thead> <tr> <th>Choice</th> <th>Number</th> <th>Percentage</th> </tr> </thead> <tbody> <tr> <td>Strongly Agree</td> <td>6</td> <td>13.95%</td> </tr> <tr> <td>Agree</td> <td>20</td> <td>46.51%</td> </tr> <tr> <td>Uncertain</td> <td>5</td> <td>11.63%</td> </tr> <tr> <td>Disagree</td> <td>1</td> <td>2.33%</td> </tr> <tr> <td>Strongly Disagree</td> <td>2</td> <td>4.65%</td> </tr> </tbody> </table>	Choice	Number	Percentage	Strongly Agree	6	13.95%	Agree	20	46.51%	Uncertain	5	11.63%	Disagree	1	2.33%	Strongly Disagree	2	4.65%	
Choice	Number	Percentage																			
Strongly Agree	6	13.95%																			
Agree	20	46.51%																			
Uncertain	5	11.63%																			
Disagree	1	2.33%																			
Strongly Disagree	2	4.65%																			

25	I was happy with the amount of work needed for tutorials	<table border="1"> <thead> <tr> <th>Choice</th> <th>Number</th> <th>Percentage</th> </tr> </thead> <tbody> <tr> <td>Strongly Agree</td> <td>6</td> <td>13.95%</td> </tr> <tr> <td>Agree</td> <td>22</td> <td>51.16%</td> </tr> <tr> <td>Uncertain</td> <td>3</td> <td>6.98%</td> </tr> <tr> <td>Disagree</td> <td>1</td> <td>2.33%</td> </tr> <tr> <td>Strongly Disagree</td> <td>2</td> <td>4.65%</td> </tr> </tbody> </table>	Choice	Number	Percentage	Strongly Agree	6	13.95%	Agree	22	51.16%	Uncertain	3	6.98%	Disagree	1	2.33%	Strongly Disagree	2	4.65%	 <p>64.7%</p> <ul style="list-style-type: none"> ● Stron... ● Agree ● Unce... ● Disa... ● Stron...
Choice	Number	Percentage																			
Strongly Agree	6	13.95%																			
Agree	22	51.16%																			
Uncertain	3	6.98%																			
Disagree	1	2.33%																			
Strongly Disagree	2	4.65%																			
26	The tutor dealt effectively with my problems	<table border="1"> <thead> <tr> <th>Choice</th> <th>Number</th> <th>Percentage</th> </tr> </thead> <tbody> <tr> <td>Strongly Agree</td> <td>7</td> <td>16.28%</td> </tr> <tr> <td>Agree</td> <td>20</td> <td>46.51%</td> </tr> <tr> <td>Uncertain</td> <td>4</td> <td>9.3%</td> </tr> <tr> <td>Disagree</td> <td>1</td> <td>2.33%</td> </tr> <tr> <td>Strongly Disagree</td> <td>2</td> <td>4.65%</td> </tr> </tbody> </table>	Choice	Number	Percentage	Strongly Agree	7	16.28%	Agree	20	46.51%	Uncertain	4	9.3%	Disagree	1	2.33%	Strongly Disagree	2	4.65%	 <p>58.8%</p> <ul style="list-style-type: none"> ● Stron... ● Agree ● Unce... ● Disa... ● Stron...
Choice	Number	Percentage																			
Strongly Agree	7	16.28%																			
Agree	20	46.51%																			
Uncertain	4	9.3%																			
Disagree	1	2.33%																			
Strongly Disagree	2	4.65%																			
27	The material in the practicals was useful	<table border="1"> <thead> <tr> <th>Choice</th> <th>Number</th> <th>Percentage</th> </tr> </thead> <tbody> <tr> <td>Strongly Agree</td> <td>7</td> <td>16.28%</td> </tr> <tr> <td>Agree</td> <td>21</td> <td>48.84%</td> </tr> <tr> <td>Uncertain</td> <td>3</td> <td>6.98%</td> </tr> <tr> <td>Disagree</td> <td>1</td> <td>2.33%</td> </tr> <tr> <td>Strongly Disagree</td> <td>2</td> <td>4.65%</td> </tr> </tbody> </table>	Choice	Number	Percentage	Strongly Agree	7	16.28%	Agree	21	48.84%	Uncertain	3	6.98%	Disagree	1	2.33%	Strongly Disagree	2	4.65%	 <p>61.8%</p> <ul style="list-style-type: none"> ● Stron... ● Agree ● Unce... ● Disa... ● Stron...
Choice	Number	Percentage																			
Strongly Agree	7	16.28%																			
Agree	21	48.84%																			
Uncertain	3	6.98%																			
Disagree	1	2.33%																			
Strongly Disagree	2	4.65%																			
28	The demonstrators dealt effectively with my problems	<table border="1"> <thead> <tr> <th>Choice</th> <th>Number</th> <th>Percentage</th> </tr> </thead> <tbody> <tr> <td>Strongly Agree</td> <td>8</td> <td>18.6%</td> </tr> <tr> <td>Agree</td> <td>17</td> <td>39.53%</td> </tr> <tr> <td>Uncertain</td> <td>7</td> <td>16.28%</td> </tr> <tr> <td>Disagree</td> <td>3</td> <td>6.98%</td> </tr> <tr> <td>Strongly Disagree</td> <td>3</td> <td>6.98%</td> </tr> </tbody> </table>	Choice	Number	Percentage	Strongly Agree	8	18.6%	Agree	17	39.53%	Uncertain	7	16.28%	Disagree	3	6.98%	Strongly Disagree	3	6.98%	 <p>44.7%</p> <ul style="list-style-type: none"> ● Stron... ● Agree ● Unce... ● Disa... ● Stron...
Choice	Number	Percentage																			
Strongly Agree	8	18.6%																			
Agree	17	39.53%																			
Uncertain	7	16.28%																			
Disagree	3	6.98%																			
Strongly Disagree	3	6.98%																			

